

# Wellesley Public Schools 2016 MCAS Results

Bates

10/24/2016

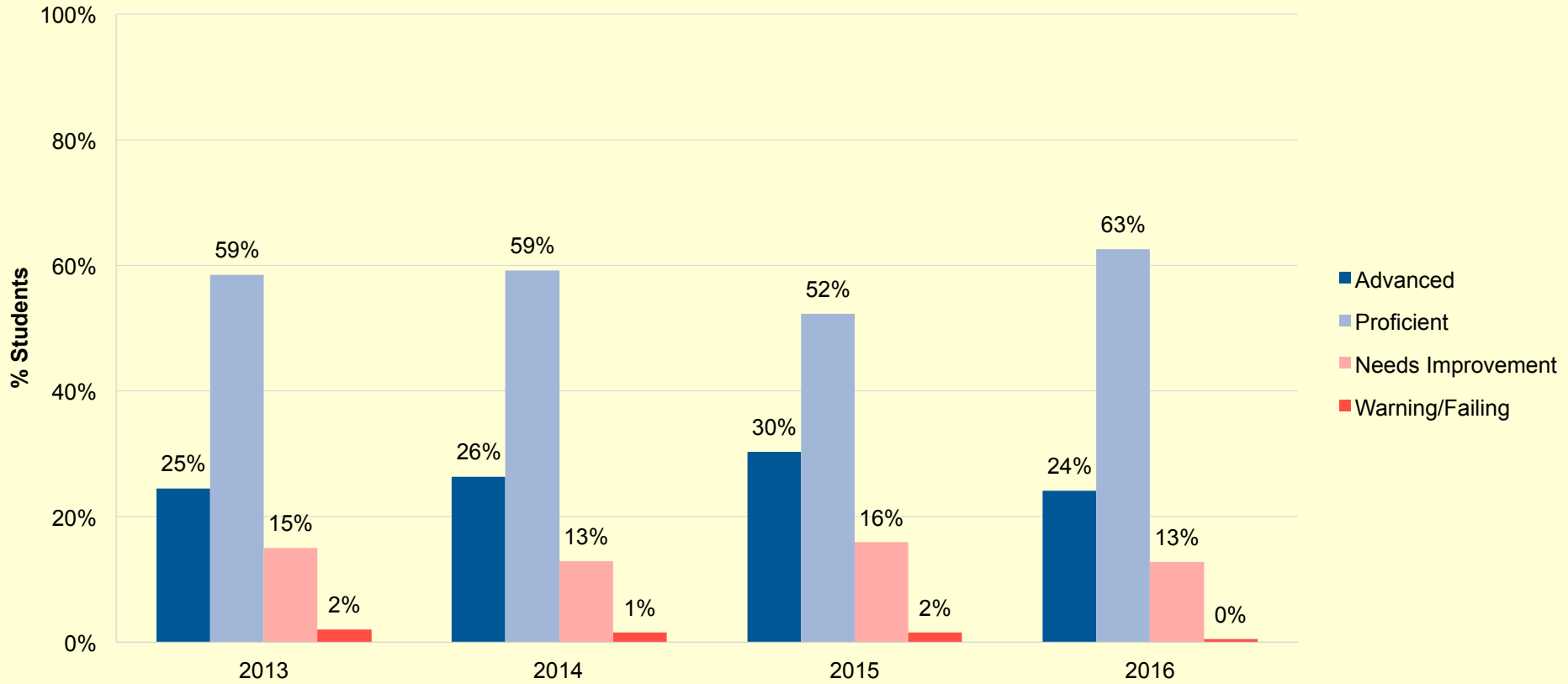
WELLESLEY  
PUBLIC SCHOOLS



# 2016 MCAS Results - Bates English Language Arts (ELA)

| <b>Grade</b> | <b>%<br/>Advanced &amp;<br/>Proficient</b> | <b>% Needs<br/>Improvement</b> | <b>% Warning</b> |
|--------------|--|--------------------------------|------------------|
| ALL          | 87   | 13                             | 0                |
| 3            | 81   | 17                             | 1                |
| 4            | 83   | 17                             | 0                |
| 5            | 96   | 4                              | 0                |

# MCAS ELA 2013- 2016: Bates



# MCAS 2016 ELA - Bates History of % Scored at Advanced & Proficient Levels

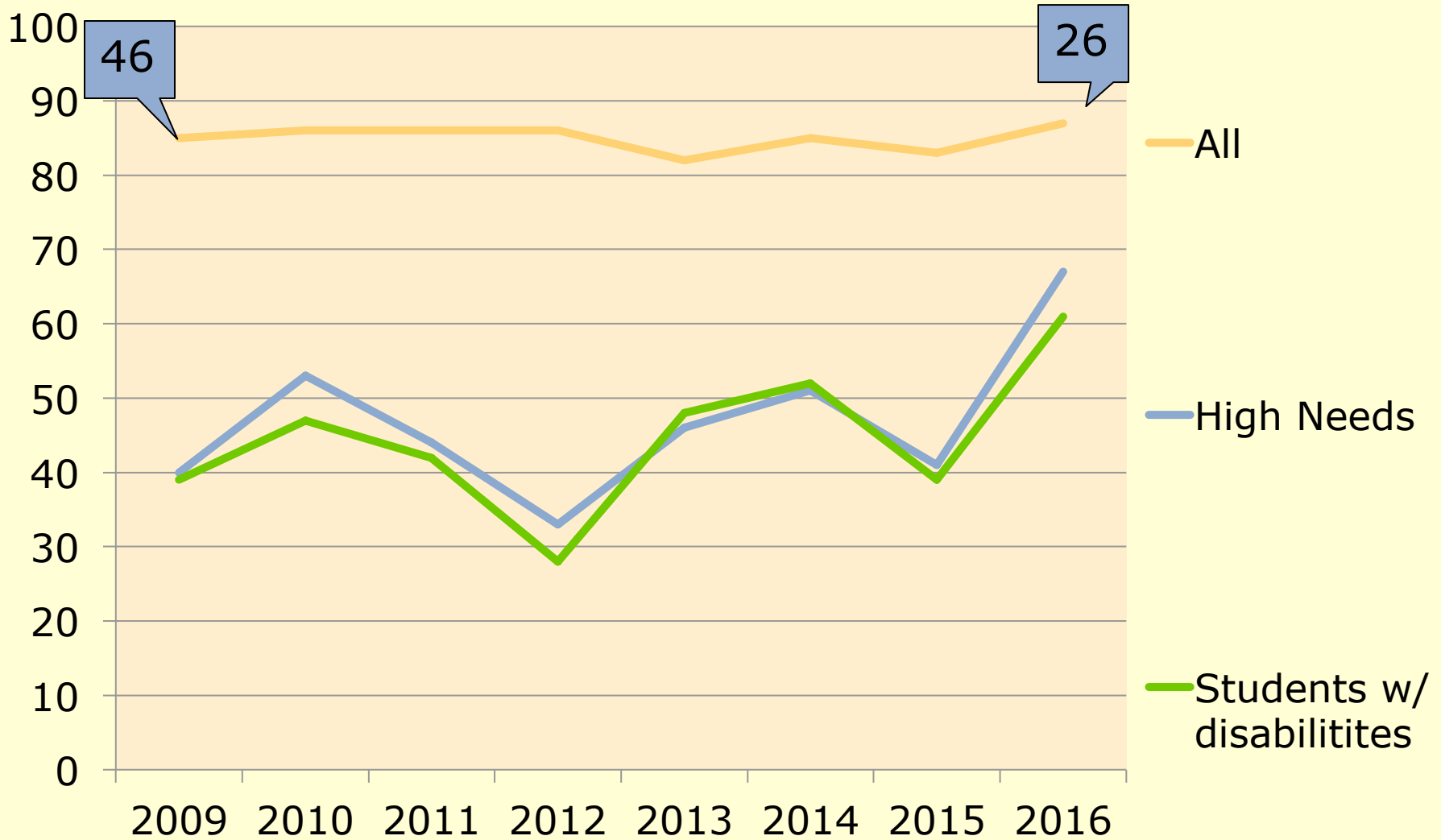
| Gr.      | 2009 | 2010 | 2011 | 2012 | 2013 | 2014 | 2015 | 2016 |
|----------|------|------|------|------|------|------|------|------|
| <b>5</b> | 97   | 87   | 86   | 90   | 94   | 90   | 83   | 96   |
| <b>4</b> | 78   | 81   | 88   | 84   | 78   | 75   | 84   | 83   |
| <b>3</b> | 84   | 86   | 86   | 86   | 83   | 85   | 82   | 81   |

# % of Students Achieving Advanced or Proficient MCAS 2016 ELA by Subgroup - Bates

|                          | Grade 3 | Grade 4 | Grade 5 |
|--------------------------|---------|---------|---------|
| All                      | 81      | 83      | 96      |
| High Needs               | 57      | -       | 80      |
| Students w/ disabilities | 45      | -       | 77      |

 Subgroups with an gap to Proficiency of 20+ percentage points.

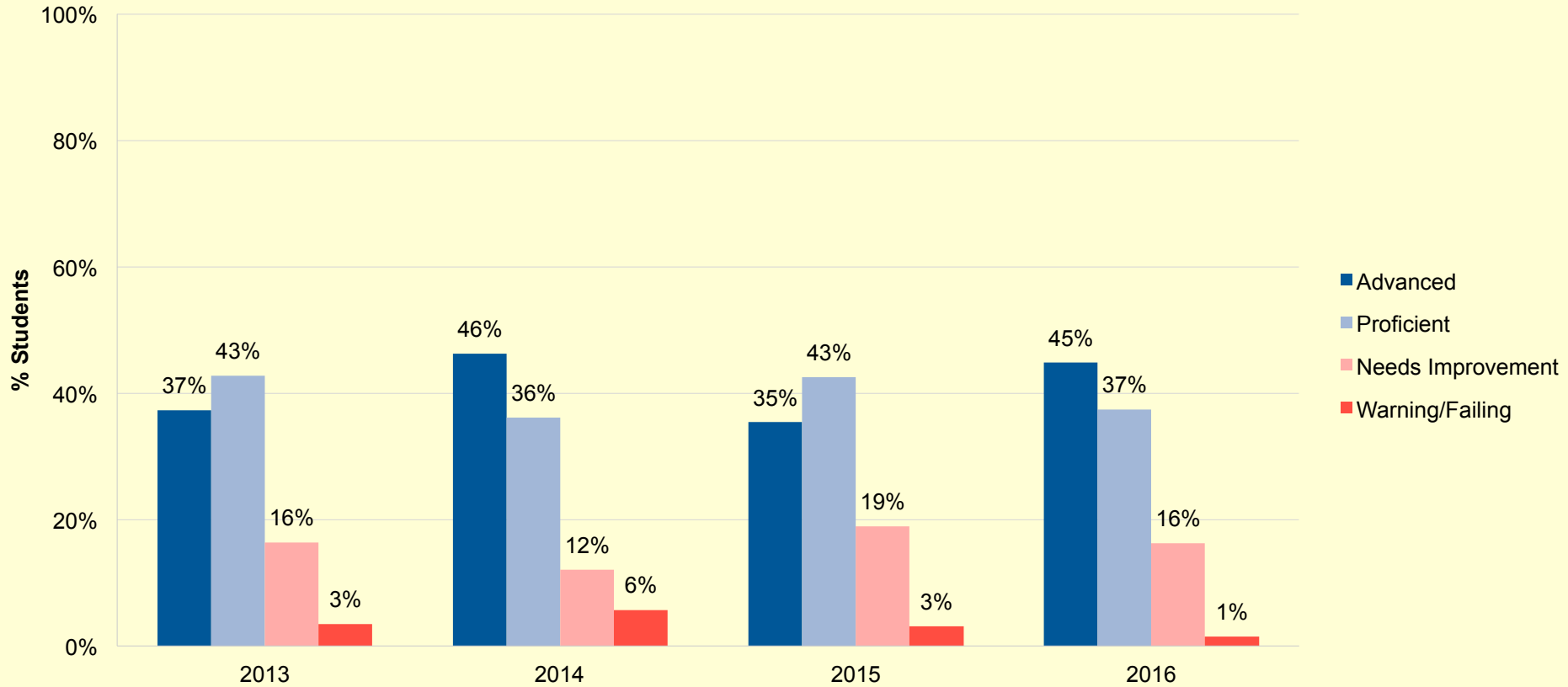
# 2009-2016 Reduction in Gaps Over Time to Proficiency in MCAS ELA - Bates



# 2016 MCAS Results- Bates Mathematics

| Grade | % Advanced & Proficient | % Needs Improvement | % Warning |
|-------|-------------------------|---------------------|-----------|
| ALL   | 82                      | 16                  | 1         |
| 3     | 81                      | 17                  | 1         |
| 4     | 78                      | 22                  | 0         |
| 5     | 87                      | 10                  | 3         |

# MCAS Mathematics 2013- 2016: Bates






# MCAS 2016 Mathematics History of % Scored at Advanced & Proficient Levels - Bates

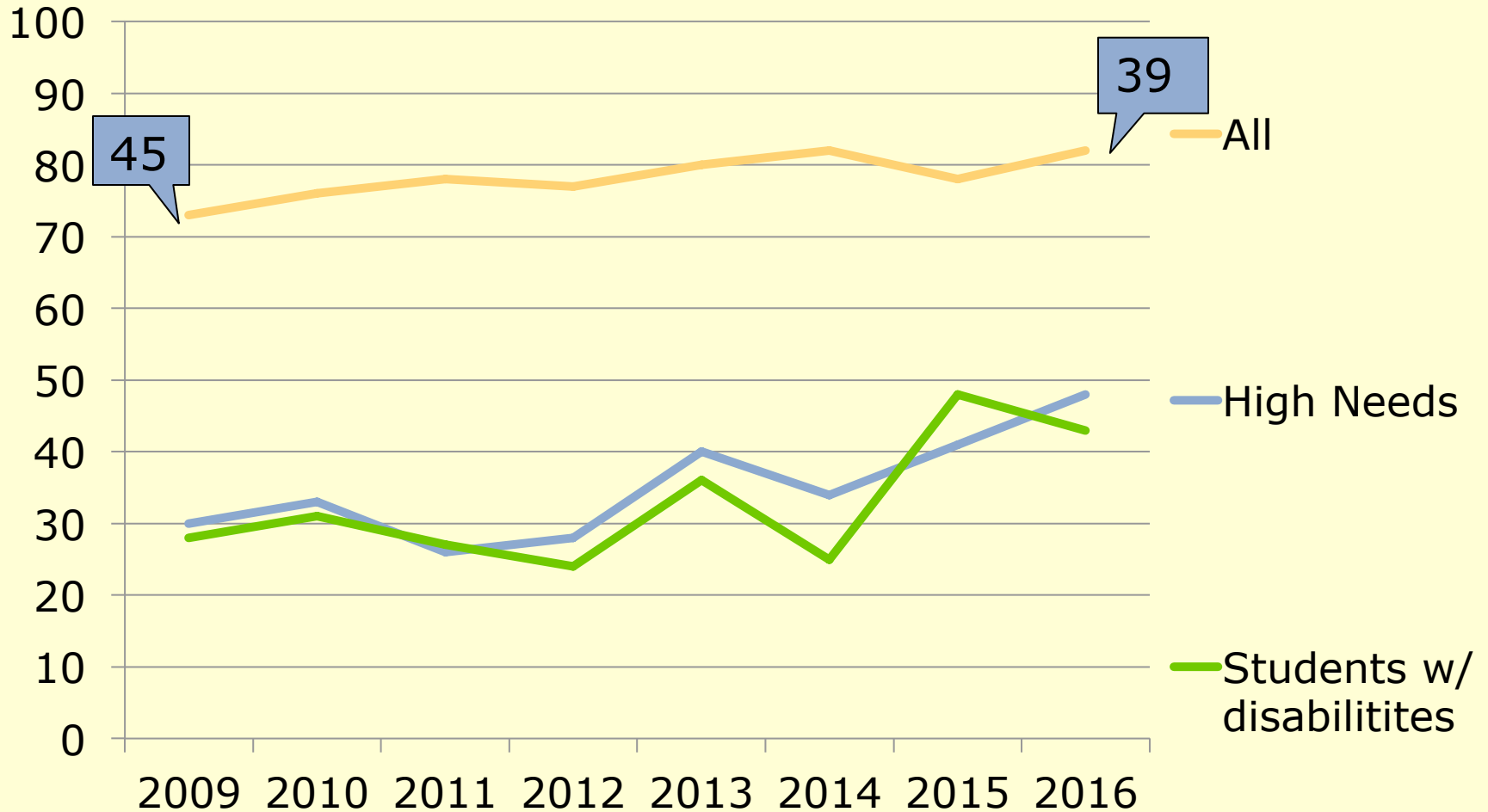
| Gr.      | 2009 | 2010 | 2011 | 2012 | 2013 | 2014 | 2015 | 2016 |
|----------|------|------|------|------|------|------|------|------|
| <b>5</b> | 78   | 75   | 76   | 82   | 87   | 78   | 76   | 87   |
| <b>4</b> | 72   | 63   | 86   | 73   | 73   | 86   | 76   | 78   |
| <b>3</b> | 68   | 87   | 73   | 76   | 81   | 85   | 82   | 81   |

# % of Students Achieving Advanced or Proficient in MCAS Math 2016 by Subgroup - Bates

|                                 | Grade 3 | Grade 4 | Grade 5 |
|---------------------------------|---------|---------|---------|
| <b>All</b>                      | 81      | 78      | 87      |
| <b>High Needs</b>               | 57      | -       | 47      |
| <b>Students w/ disabilities</b> | 55      | -       | 38      |


 Subgroups with an achievement gap of 20+ percentage points.

# 2009-2016 Reduction in Gaps Over Time to Proficiency in Math - Bates

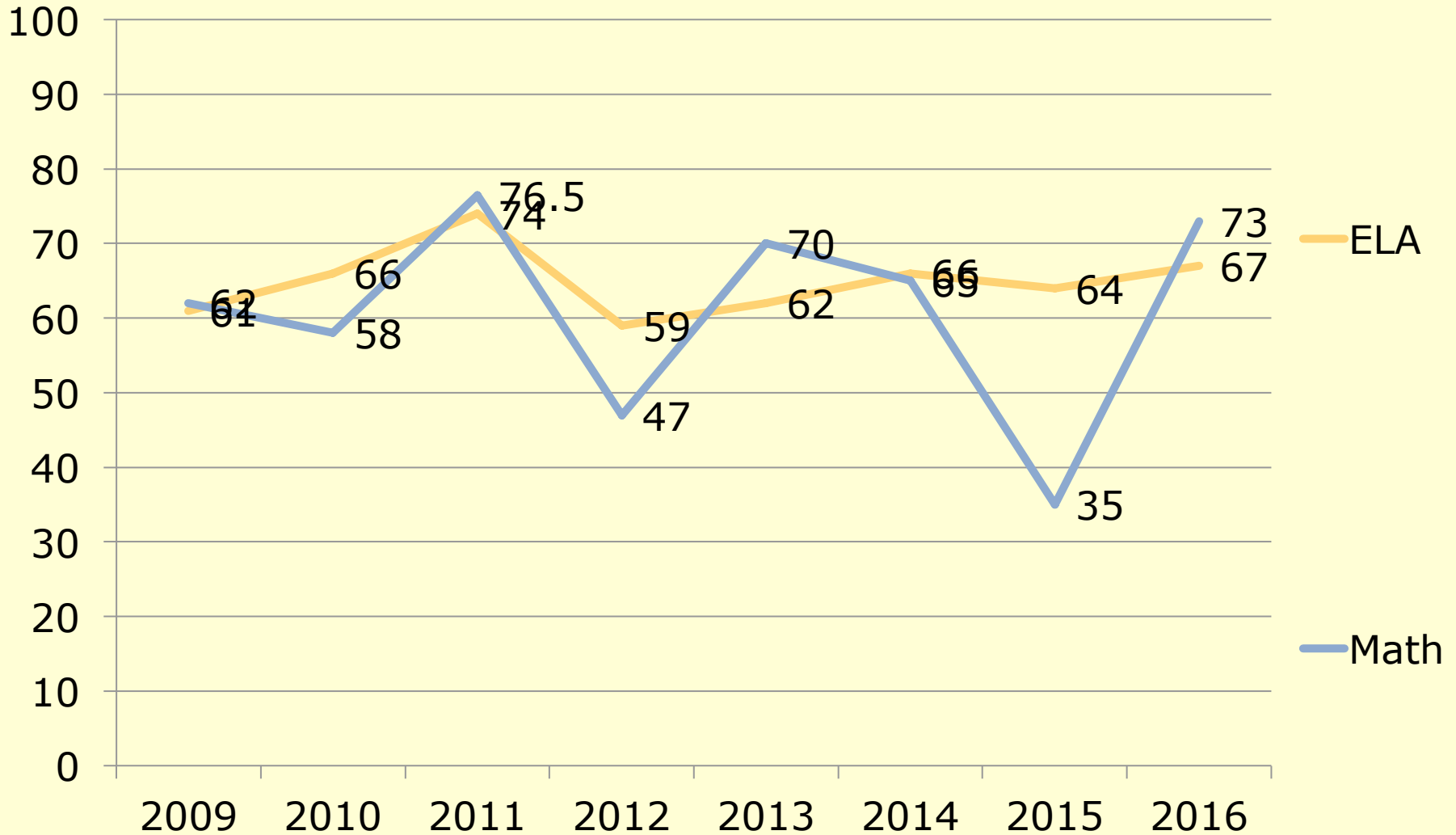


# 2016 MCAS Bates Median SGP by Grade

|                | <b>ELA SGP</b> | <b>+/-<br/>CHANGE<br/>FROM 2013</b> | <b>Math SGP</b> | <b>+/-<br/>CHANGE<br/>FROM 2013</b> |
|----------------|----------------|-------------------------------------|-----------------|-------------------------------------|
| <b>Grade 4</b> | 66             | -3.5                                | 73              | +21.5                               |
| <b>Grade 5</b> | 70.5           | +12.5                               | 74              | +43                                 |

 High Growth (SGP of 60+)

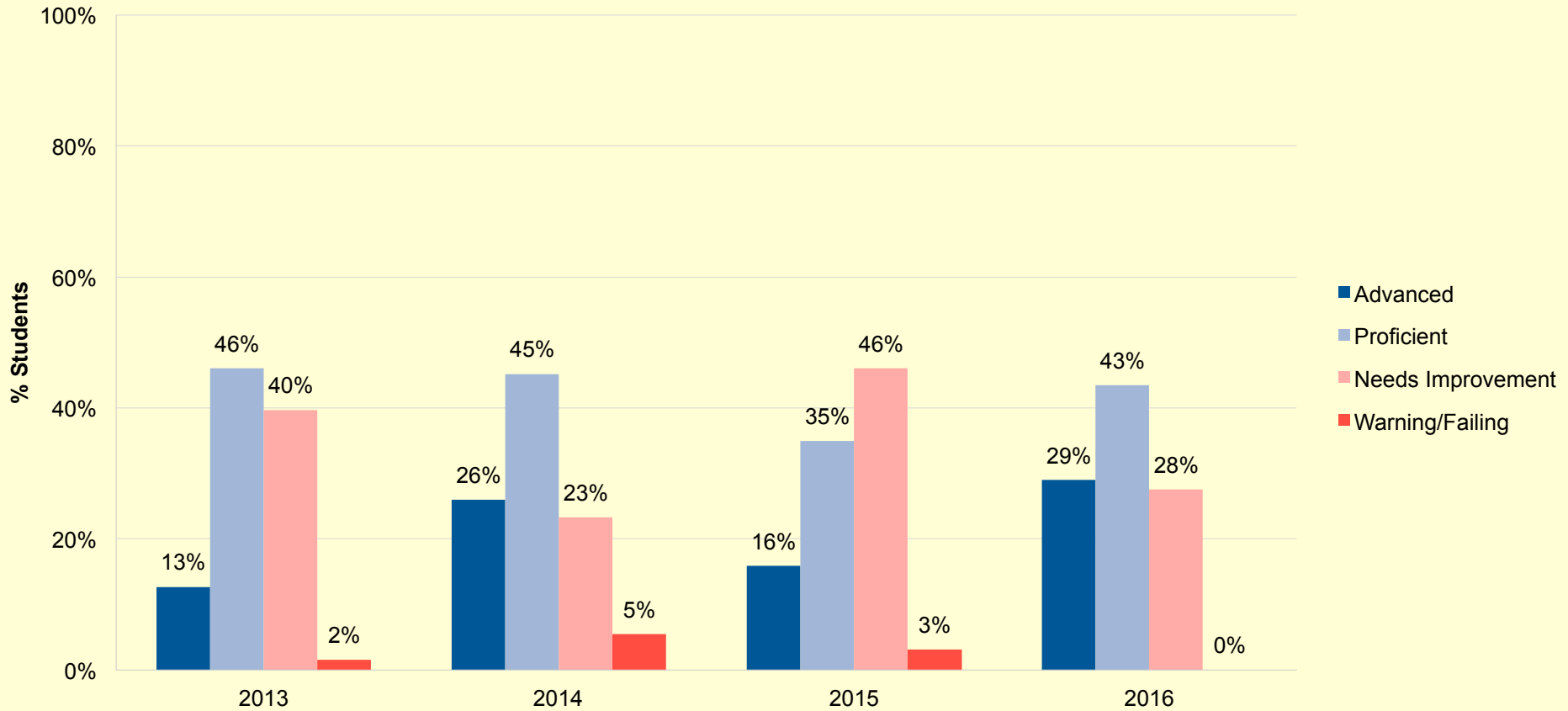
# 2009-2016 Median SGP Over Time ELA & Math - Bates



# 2016 MCAS Results - Bates Science

| <b>Grade</b> | <b>%<br/>Advanced &amp;<br/>Proficient</b> | <b>% Needs<br/>Improvement</b> | <b>% Warning</b> |
|--------------|--|--------------------------------|------------------|
| 5            | 72   | 28                             | 0                |

# MCAS Science 2013- 2016: Bates



# MCAS 2016 Science - Bates History of % Scored at Advanced & Proficient Levels

| Gr. | 2009 | 2010 | 2011 | 2012 | 2013 | 2014 | 2015 | 2016 |
|-----|------|------|------|------|------|------|------|------|
| 5   | 55   | 77   | 68   | 71   | 59   | 71   | 51   | 72   |