WELLESLEY PUBLIC SCHOOLS

Learning • Caring • Innovating

FISCAL YEAR 2023
School Committee Voted Budget
July 1, 2022 – June 30, 2023

School Committee Members:

Catherine Mirick, Chair

Linda Chow, Vice Chair Leda Eizenberg, Secretary

Melissa Martin Jim Roberti

Superintendent of Schools:

Dr. David Lussier

February 8, 2022

Wellesley Public Schools | 40 Kingsbury Street | Wellesley, MA 02481 |www.wellesleyps.org

Table of Contents

Superintendent's Letter
Superintendent's Letter 1
Budget Approval Process and Contact Information 3

Tab 1: Executive Summary
School Committee Members 6
Central Office Administration 6
Advancing District Priorities – Equity and Excellence 7
Budget Timeline 8
Financial Overview: All Funds 9
General Fund 10
Cash Capital Fund 10
Grant Funds 10
Revolving Funds 10
Town of Wellesley 10
Capital Fund 10
Special Education Stabilization Fund 11
Building Projects Underway: Replace Hunnewell and Hardy Elementary Schools 11
Town Costs for School Debt 12
Fiscal Year 2023 Voted General Fund Budget 13
School Committee Budget Guidelines 13
Available Revenue Based on Budget Guidelines 14
Budget Architecture 15
Significant Changes to the FY'22 Adjusted Budget 16
Fiscal Year 2023 Voted Budget Recap 16
Revenue Summary 19
Proposed Tuition/Fee Changes 20
What is a Budgeted Offset? 20
Budget Forecast 20
Student Enrollment and Projection 22
Staff Resources 22
Full-Time Equivalents (FTEs) Changes Reflected in the FY'23 Voted Budget 23
Property Taxes 24
Comparable Community Data 25
Per Pupil Expenditures 25

Tab 2: Organizational Section
Town of Wellesley 27
Legal Autonomy 28
Information about Wellesley Public Schools 28
Elementary School Attendance Zones 28
Open Enrollment 29
Wellesley Middle School 29
Wellesley High School 30
Wellesley School Committee 30
Central Office Administration 31

District Organization Chart 32
District Leadership 32
Wellesley Public Schools Strategic Plan 34
Partner Organizations 36
Fiscal Year 2023 Budget Guidelines 38
Key Factors Affecting the FY'23 Budget 39
Basis of Accounting 40
School Department Funds 41
Classification of Revenues and Expenditures 42
Fund Balance Restrictions 45
Relevant Laws, Regulations and Policies 47
Massachusetts General Laws (MGL) 47
Code of Massachusetts Regulations (CMR) 50
School Committee Policies 51
Town of Wellesley Policies 53
Town of Wellesley Bylaws 53
Budget Process 54
Operating Budget 54
Capital Budgets (Cash Capital and Facility Capital) 55
Budget Calendar 56
Budget Administration and Management Process 57
Local Revenue Sources 59

Tab 3: Financial Section

Financial Section 61
All Funds Summary 62
Revenue Assumptions 62
Expense Assumptions 62
Key Takeaways 63
Other Postemployment Benefits (OPEB) 63
Capital Budget 64
Coronavirus COVID-19 Related Grants 64
Description of Financial Information Provided 65
FY'23 Voted Budget by Category and Type (2 Views) 67
FY'23 Voted Budget by Type, Category and Budget Architecture 69
FY'23 Voted Budget by Type and Object Code 70
FY'23 Voted Budget by Program and Object Code 73
FY'23 Voted Budget by Building
Pre-School at Wellesley (PAWS) 82
Katharine Lee Bates Elementary School 86
Joseph E. Fiske Elementary School 95
John D. Hardy Elementary School 103
Horatio H. Hunnewell Elementary School 111
Isaac Sprague Elementary School 120
Otho L. Schofield Elementary School 129
Ernest F. Upham Elementary School 137
Wellesley Middle School 145
Wellesley High School 154

Wellesley Public Schools - District 163
District Level Spending Related to Diversity, Equity, and Inclusion 164
Special Education 179
Background 179
Overall Statistics 179
In-District Programming 179
Historical Out-of-District Statistics 181
FY'23 Out-of-District Budget Development 181
Recent Out-of-District Statistics 182
Circuit Breaker Funding Formula and FY'23 Projection 182
Budget by Type and Object Code 184
Budget by Program, Type and Object Code 186
Budget by Program and Location 189
Special Revenue Funds
Grant Funds 195
Coronavirus (COVID-19) Related Grants 196
Federal Emergency Management Agency (FEMA) Reimbursements 197
Other Funding Sources 197
State Grants 198
Federal Grants 206
State and Federal Grant Financials 228
Private Grants 234
Revolving Funds 238
Cash Capital 261
Town of Wellesley 273

Tab 4: Informational Section
Summary Information 279
Property Taxes 280
Proposition 2 ½ Override History 281
Debt Exclusion 282
Town Costs for School Debt 282
Personnel Resource Allocation 283
Enrollment Impacts on Staffing 284
Staff Demographics 285
Staff Profiles 285
Average Teacher Salaries 286
Class Size Guidelines 287
Comparable Community Data 288
Per Pupil Expenditure 288
Special Education 289
Student Enrollment (Current and Projected) 291
Student Characteristics 292
Dropout Rates 293
Student Performance Measures 294
Mass. Comprehensive Assessment System (MCAS) Next Generation 294
Scholastic Aptitude Test (SAT) 296
American College Test (ACT) 296

Advanced Placement (AP) Test 296
National School Lunch Program 297
Glossary of Terms 298
Education Acronyms 309

Tab 5: Appendices

Appendix A: Salary Projection Development 315
Staffing Budget 315
Salary and Other Compensation for School Staff 316
Calculating the Salary and Other Compensation Budget 317
Full-Time Equivalency (FTE) and Headcounts 318
Salary Schedules 319
Table A: Fiscal Year 2022 Salary Schedule 320
Table B: Distribution of Unit A Full Time Equivalents (FTEs) 320
Table C: Fiscal Year Unit A Salary Costs 321
Table D: FY'23 FTE and Headcount Changes 322
Appendix B: Enrollment 325
Students Enrolled In-District Summary: October 1, 2021 Data 330
All Student Enrollment: October 1, 2021 331
Elementary Classroom Configuration 332
Cohort Movement: October 1, 2021 333
District Enrollment History and Projections 334
Appendix C: Changes to the FY'22 Adjusted Budget by Category 336
Appendix D: Hunnewell Swing Space 341
Staffing Impacts 341
Expense Impacts 345
Appendix E: Program Fees and Tuition Schedule 357
Program Fees 357
Tuition Schedule 359
Appendix F: Revenue Summary 363
Appendix G: Athletics 366
Fall Sports 368
Winter Sports 374
Spring Sports 380
Other Expenses 386

WELLESLEY PUBLIC SCHOOLS
40 Kingsbury Street • Wellesley • Massachusetts 02481
781-446-6210

Dr. DAVID F. LUSSIER
Superintendent of Schools

Sandra A. Trach
Assistant Superintendent, Teaching and Learning

Cynthia D. Mahr
Assistant Superintendent, Finance and Operations

January 11, 2022

Dear Members of the Wellesley Public Schools Community,

I am pleased to present the Administration's recommended budget for FY2023. This document reflects the work of our staff at the school and district levels to maintain the Wellesley Public Schools' commitment to high standards and equitable outcomes for all students, while also meeting state and federal education requirements.

SY2021-2022 is the third year in which the COVID-19 pandemic has significantly affected WPS operations. While our schedules have, for the most part, returned to normal, the district continues to adhere to a number of safety protocols, conduct viral testing, and provide differentiated support to our students and families, whose home and school experiences have been upended during the past two years. Our staff deserve our thanks for their ongoing commitment to our students while attending to their individual and family needs throughout this most challenging time.

As we prepared the WPS budget for FY2023, pandemic recovery was paramount in our thinking, both in terms of our students' academic progress as well as their social and emotional development. At the same time, we wanted to ensure that we are not losing sight of our strategic priorities. This budget reflects investments in each of these areas.

In addition to our district needs, this budget is responsive to the Town's fiscal status and the specific budget guidelines (2.75 percent) approved by the Select Board for WPS. Concurrently, the School Committee has charged the Administration with building a budget that includes modeling "level service", supports pandemic recovery, and continues to attend to the district's priority areas such as diversity, equity, and inclusion.

Building the FY2023 budget this fall was extremely challenging for our staff. We began this process while still very much assessing the academic and social and emotional status of our students returning from a year in which many students engaged in hybrid or fully remote learning. Our immediate goal was to be responsive in the current year to our students' needs, while also trying to project out to FY2023 the student and systems needs that would likely be ongoing. With all of this in mind, the district has carefully managed its allocation of state and federal pandemic-related grant funds to be as targeted as possible. Some of these funds, particularly federal ESSER funds, will support investments over the next two fiscal years, further enhancing our responsiveness to the pandemic without exhausting local dollars.

Finally, while not part of our FY23 budget request, I would be remiss if I did not acknowledge the historic choice that the Town of Wellesley recently made to approve funds to build two new WPS elementary schools. Reflecting the work of many Town leaders, staff, and volunteers over the past decade, the Hardy and Hunnewell projects represent a generational investment in the future of children and community for which we are grateful.

In closing, I would like to thank the many members of the WPS team whose work and voices are reflected in this budget and whose efforts throughout the pandemic has been extraordinary. In particular, I want to recognize the work of Cindy Mahr, our Assistant Superintendent for Finance and Operations, for her leadership and skill in managing the development of the FY23 budget. We understand that this recommended budget is only the

beginning of what will be a robust dialogue with the School Committee and other Town leaders to both review our proposals and reconcile the district budget within the full Town-wide budget.

Best regards,

David F. Lussier, Ed.D.
Superintendent of Schools

Budget Approval Process and Contact Information

FY'23 Operating and Capital Budget Presentation	Jan. 11: 6:30 PM, Sch. Comm. Meeting, Virtual
Budget Discussion: Staffing, Central Office, K-12, Capital	Jan. 19: 10:00 AM Sch. Comm. Meeting, Virtual
Budget Discussion: Pre-School and Special Education	Jan. 19: 1:00 PM Sch. Comm. Meeting, Virtual
Budget Discussion: Elementary, Middle, High	Jan. 20: 10:00 AM Sch. Comm. Meeting, Virtual
Budget Discussion: General Budget Review	Jan. 20: 1:00 PM Sch. Comm. Meeting, Virtual
School Committee Meeting: Discussion	Jan. 25: 6:30 PM, Sch. Comm. Meeting, Virtual
School Committee Meeting: Public Hearing/Discussion	Feb. 1: 6:30 PM, Sch. Comm. Meeting, Virtual
School Committee Meeting: Discussion/Vote	Feb. 8: 6:30 PM, Sch. Comm. Meeting, Virtual
School Committee Budget Presentation to Advisory	Feb. 9: 7:00 PM, Advisory Meeting, Virtual
Town Meeting	Mar. 28: 7:00 PM, Wellesley Middle School/Virtual
Town Meeting (if necessary)	Mar. 29: 7:00 PM, Wellesley Middle School/Virtual
Town Meeting (if necessary)	Apr. 4: 7:00 PM, Wellesley Middle School/Virtual
Town Meeting (if necessary)	Apr. 5: 7:00 PM, Wellesley Middle School/Virtual
Town Meeting (if necessary)	Apr. 11: 7:00 PM, Wellesley Middle School/Virtual
Town Meeting (if necessary)	Apr. 12: 7:00 PM, Wellesley Middle School/Virtual

Copies of the budget document are available at the Wellesley Town Library and on the Wellesley Public School's website (www.wellesleyps.org). For additional information or clarification, please feel free to contact us for assistance at:

Dr. David Lussier, Superintendent
Ph: 781-446-6210, ext. 5605
E-mail: lussierd@wellesleyps.org

Sandra A. Trach, Assistant Superintendent of Teaching and Learning
Ph: 781-446-6210 ext. 5602
E-mail: trachs@wellesleyps.org

Cynthia D. Mahr, Assistant Superintendent for Finance and Operations
Ph: 781-446-6210, ext. 5611
E-mail: cmahr@wellesleyma.gov

Budget Document Format

Wellesley Public Schools budget strives to align to the Association of School Business Officials (ASBO) Meritorious Budget Award (MBA) structure. The MBA program was designed to establish criteria to ensure the budget document "...provides clarity and transparency on how funds are generated and allocation and offers an opportunity to communicate future budget concerns and challenges.[1]" Information is conveyed through a mix of charts, graphs, and text. There are four required sections: (1)

[1] Association of School Business Officials (ASBO) Meritorious Budget Award (MBA) checklist: http://asbointl.org/awards-career-development/meritorious-budget-award-pathway-to-the-mba

Executive Summary; (2) Organizational; (3) Financial; and (4) Informational sections. Below is a description of each section.

The Executive Summary Section of the budget is designed to provide a stand-alone, 'liftable' section with key components of each major section of the budget document: organizational, financial, and informational summarized.

The Organizational Section of the budget provides the reader an overview of the structure of Wellesley Public Schools as well as our vision and guiding principles. This section reviews Wellesley Public Schools governance, organizational structure, partnerships, vision statement, strategic plan, account structure and budget process.

The Financial Section of the budget is the most detailed section of the budget. Summary and detail revenue and expense information is provided for all fund types. This section is sub-divided into four levels. Level one is the summary information for the total budget. This includes all fund types combined. Level two is the summary information for the operating funds. Level three is the summary data for individual funds. The final section, Level Four, summarizes data by administrative unit.

The Informational Section of the budget provides the reader a broader context of the Town of Wellesley and Wellesley Public Schools. This section reviews Wellesley's taxation structure in relation to the property valuations; examine enrollment trends and forecasts; compare financial data with neighboring communities and highlight student achievement data.

Compliance Statement

The Wellesley Public School system does not discriminate on the basis of race, color, sex, age, gender, gender identity, religion, national origin, limited English proficiency, sexual orientation, disability, or housing status in admission to, access to, employment in, or treatment in its programs and activities.

The Wellesley Public School System is committed to maintaining a school environment free of harassment based on race, color, sex, age, gender, gender identity, religion, national origin, limited English proficiency, sexual orientation, disability, or housing status.

All district academic and nonacademic programs and events are offered regardless of race, color, sex, age, gender, gender identity, religion, national origin, limited English proficiency, sexual orientation, disability, or housing status.

For information regarding Title IX compliance and the Americans with Disabilities Act, contact the Director of Human Resources, Wellesley Public Schools, 40 Kingsbury Street, Wellesley, MA 02481, (781) 446-6210. For information on section 504 compliance, contact the Director of Student Services, Wellesley Public Schools, 40 Kingsbury Street, Wellesley, MA 02481, (781) 446-6210.

Executive Summary

WELLESLEY PUBLIC SCHOOLS
Learning • Caring • Innovating

EXECUTIVE SUMMARY

The Executive Summary section of the budget is designed to provide the reader with an overview of the full budget document. Information from all budget sections (Organizational, Financial, and Informational) will be summarized in this section.

School Committee Members

The School Committee is a legislative body comprised of five members elected to three-year terms. All members serve without compensation. The School Committee has the power to select and to evaluate the superintendent, review and approve the budget, and establish educational goals and policies for the schools in the district consistent with the requirements of law and statewide goals and standards established by the board of education.

Members (Terms):
Catherine Mirick, Chair (2020-2023)
Linda Chow, Vice Chair (2021-2024)
Leda Eizenberg, Secretary (2021-2024)
Melissa Martin, Member (2020-2023)
James Roberti, Member (2019-2022)

Student Advisory Committee (Non-Voting):
Abraham Budson-McQuilken
Rachel White

Central Office Administration:

The Central Office Administration includes the Superintendent and six (6) administrators with district-wide responsibilities.

Position Title:	Administrator:
Superintendent	Dr. David F. Lussier
Assistant Superintendent of Teaching and Learning	Sandra A. Trach
Assistant Superintendent for Finance and Operations	Cynthia D. Mahr
Director of Diversity, Equity, and Inclusion	Dr. Charmie Curry
Director of Human Resources	Monica Visco
Director of Student Services	Sarah Orlov
Director of Technology	Kathleen Dooley

Advancing District Priorities – Equity and Excellence:

Wellesley Public Schools has been able to maintain the current level of services, as well as continue and advance our work toward equity and excellence. Below are the district priorities and the new items funded in the FY'23 Voted Budget that support each priority area.

Priority One: Social and emotional learning: Develop a school and district approach to social and emotional learning (SEL) integrated into core curricular areas.

FY'23 Voted Budget Item	FTE	Amount	Source
School Adjustment Counselors	5.40 FTE	$511,772	General/Grant Funds
WMS School Psychologist	0.40 FTE	$30,502	General Fund

Priority Two: Tiered systems of support**:** Develop and refine a tiered system of instructional supports PreK-12 so all students are appropriately challenged and experience continuous growth.

FY'23 Voted Budget Item	FTE	Amount	Source
Pre-School at Wellesley 9th Classroom	0.22 FTE	$18,534	General Fund
Elementary Building Teaching Assist.	6.00 FTE	$210,293	General Fund
Elem. Math Coaching Institute PD	N/A	$29,890	Grant Funds
Elementary Fluency Software	N/A	$25,605	General Fund
WMS Student Supervisor	1.00 FTE	$42,647	General Fund
WMS Common Assessment Devel.	N/A	$6,604	Grant Funds

Priority Three: 21st Century Learning**:** Refine and expand opportunities PreK-12 for students to engage in creative, authentic, and collaborative learning experiences that inspire curiosity, encourage innovation, and engage students' imagination.

FY'23 Voted Budget Item	FTE	Amount	Source
Pre-School at Wellesley Team Chair	0.60 FTE	$45,752	General Fund
Elementary Math Instruction	1.50 FTE	$399,406	General Fund
Elementary Newsela Subscription	N/A	$4,900	General Fund
WMS Math Enhancements	N/A	$7,644	General Fund
WMS English Department PD	N/A	$6,200	Grant Funds
WHS Makerspace/Design Thinking	0.20 FTE	$23,251	General Fund
WHS FIRST Robotics Club Materials	N/A	$13,260	General Fund
WHS Dance (Fitness/Health Course)	0.20 FTE	$15,251	General Fund

Priority Four: Diversity, Equity, and Inclusion**:** Establish and implement a coordinated, district-wide approach around cultural proficiency and inclusiveness that promotes a deeper under/standing of and commitment to the strengths of diversity.

FY'23 Voted Budget Item	FTE	Amount	Source
Eliminate Student Activity Fees	N/A	$39,375	General Fund
Eliminate Visual Art Fees	N/A	$41,250	General Fund
Reduce Optional Bus Transportation	N/A	$17,850	General Fund

A FY'23 budget request included increasing the number of METCO Instructional Coordinators at the High School from 0.50 FTE to 1.5 FTEs. During the budget development phase, the state announced an increase in the METCO grant for FY'22. With this unexpected increase, the district was able to move forward immediately with the requested staff increase.

The list above is a brief overview of the FY'23 Voted Budget enhancements and are not an exhaustive list of work being done to support each priority area. The work is ongoing and crosses all areas of the district's budget. In the Financial Section, greater clarity will be provided about these priority areas and funding to support our diversity, equity, and inclusion work.

Budget Timeline

Below is a brief timeline of the most important aspects of the development of the FY'23 Voted Budget. In fiscal year 2023, the Cash Capital and Operating budget followed the same timeline. A more detailed budget timeline is available in the Organizational Section of the budget.

July 2021
- FY'22 fiscal year begins on July 1
- FY'21 prior fiscal year accounts are closed (all fund types)

August 2021
- Discussion of Federal Grant funds (ESSER II and ESSER III) uses
- Initial enrollment figures are presented to School Committee (8/30/21)

September 2021
- Revised enrollment figures are presented to School Committee (9/14/21)
- Facilities Management Department (FMD) develops cost estimates for all identified capital projects (10-year plan)

October 2021
- FY'23 Budget Kick-Off Meeting with Academic Council members (10/4/21)
- Budget Guidelines issued by the Select Board at the Inter-Board Meeting (10/6/21)
- FY'23 Cash Capital and Operating Budget Requests Submitted by Principals and Central Office Administrators to the Assistant Superintendent for Finance and Operations (10/27/21)

November 2021
- FY'22 Adjusted Budget Presentation to School Committee and Vote (11/9/21)
- FY'23 Budget discussions with Select Board & Town Administration occur (11/16/21)
- School Committee FY'23 Budget Guidelines are discussed and voted (11/16/21)

December 2021
- FY'23 Budget discussions with Select Board & Town Administration occur (12/8/21)
- FY'23 internal review process for development of the budget priorities and offsets with Administrative Council

January 2022
- FY'23 School Operating and Cash Capital Budget Request is presented to faculty and staff (1/11/22)
- FY'23 School Operating and Cash Capital Budget Request is presented to School Committee (1/11/22)
- School Committee Budget Workshops (1/19 and 1/20/22)

February 2022
- FY'23 Public Hearing on budget (2/1/22)
- School Committee votes FY'23 Budget Recommendation (2/8/22)
- Presentation of FY'23 School Committee Voted Budget to the Advisory Committee (2/9/22)

March 2022
- Annual Town Meeting: FY'23 Wellesley Public Schools Budget (Article 8) (3/28 and 3/29/22 – Additional Days as Needed)

April 2022
- FY'22 Third Quarter financial report (4/12/22)

May 2022
- School Choice Public Hearing (5/10/22)

June 2022
- FY'22 and FY'23 Budget updates presented to School Committee (6/21/22)

Financial Overview: All Funds



The FY'23 Voted Budget includes summary and detailed information about all fund types: general fund, grant funds, revolving funds,[1] cash capital funds and Town of Wellesley funds. Local property taxes and state education aid (Chapter 70) are the primary revenues sources for the general fund. Grant fund revenue can be derived from federal, state, or local grants. Revolving fund revenue is directly related to the purpose of the specific fund. Cash capital funds are operating funds dedicated to non-building capital projects, typically information technology and furniture, fixtures, and equipment (FF&E). Below is an "all in" view of the Wellesley Public Schools budget.

Revenue	FY'19 Actual	FY'20 Actual	FY'21 Actual	FY'22 Adjusted Budget	FY'23 Voted Budget	$ Inc. / (Dec.)	% Inc. / (Dec.)
General Fund	$ 74,428,918	$ 76,855,786	$ 80,702,151	$ 82,540,254	$ 84,802,267	$ 2,262,013	2.74%
Chapter (70) State Funds	*$ 8,955,295*	*$ 9,273,504*	*$ 9,273,504*	*$ 9,407,484*	*$ 9,407,484*	*$ -*	*0.00%*
Municipal/Local Revenue	*$ 61,113,091*	*$ 62,583,979*	*$ 66,830,193*	*$ 68,226,514*	*$ 70,487,501*	*$ 2,260,987*	*3.31%*
Budgeted Offsets	*$ 4,360,532*	*$ 4,998,303*	*$ 4,598,454*	*$ 4,906,256*	*$ 4,907,282*	*$ 1,026*	*0.02%*
Grant Funds	$ 2,661,861	$ 2,710,448	$ 4,651,939	$ 4,346,321	$ 3,969,780	$ (376,541)	-8.66%
Revolving Funds (Less Offsets)	$ 2,113,799	$ 921,852	$ 705,365	$ 1,493,402	$ 1,304,433	$ (188,969)	-12.65%
National School Lunch Program	$ 1,782,453	$ 1,236,118	$ 485,418	$ 1,513,477	$ 1,629,506	$ 116,029	7.67%
Cash Capital Funds	$ 947,629	$ 1,101,028	$ 828,691	$ 816,739	$ 998,905	$ 182,166	22.30%
Town of Wellesley Funds	$ 30,219,458	$ 29,552,755	$ 27,513,212	$ 29,682,252	$ 30,275,897	$ 593,645	2.00%
Total Revenue:	**$ 112,154,118**	**$ 112,377,987**	**$ 114,886,776**	**$ 120,392,445**	**$ 122,980,788**	**$ 2,353,343**	**1.95%**

Expenses	FY'19 Actual	FY'20 Actual	FY'21 Actual	FY'22 Adjusted Budget	FY'23 Voted Budget	$ Inc. / (Dec.)	% Inc. / (Dec.)
General Fund	$ 74,241,747	$ 75,479,564	$ 77,300,612	$ 82,540,254	$ 84,802,267	$ 2,262,013	2.74%
Grant Funds	$ 2,661,861	$ 2,710,181	$ 4,651,322	$ 4,346,321	$ 3,969,780	$ (376,541)	-8.66%
Revolving Funds (Less Offsets)	$ 1,550,246	$ 1,295,032	$ 687,331	$ 1,235,093	$ 1,383,939	$ 148,846	12.05%
National School Lunch Program	$ 1,595,166	$ 1,279,003	$ 810,818	$ 1,505,812	$ 1,550,000	$ 44,188	2.93%
Cash Capital Funds	$ 947,629	$ 1,101,028	$ 828,691	$ 816,739	$ 998,905	$ 182,166	22.30%
Town of Wellesley Funds	$ 30,219,458	$ 29,552,755	$ 27,513,212	$ 29,682,252	$ 30,275,897	$ 593,645	2.00%
Total Expenses:	**$ 111,216,107**	**$ 111,417,563**	**$ 111,791,986**	**$ 120,126,471**	**$ 122,980,788**	**$ 2,854,317**	**2.38%**

[1] A revolving fund "Allows a community to raise revenues from a specific service and use those revenues without appropriation to support the service." Massachusetts Department of Revenue.

General Fund:

The general fund is the main contributor of funds to operate the schools. The revenue is derived from three sources: local property taxes, state education aid (Chapter 70), and budgeted offsets. The budget assumes the level funding of state education aid (Chapter 70) as these numbers are not available until late spring. The FY'23 Voted Budget reflects an increase of $2,262,013, or 2.74% over fiscal year 2022. When health benefit changes are factored into the total, the FY'23 budget is $84,812,267, an increase of $2,272,013, or 2.75%.

Cash Capital Fund:

Cash capital funds are budgeted general fund revenues dedicated to smaller equipment or maintenance projects. In FY'23, the Select Board has set aside $6.7M for all cash capital projects. The Town's budget preparation manual includes a definition that the threshold for cash capital items is $10,000. The schools cash capital account funds new and replacement information technology. When resources allow, the district will also use cash capital funds to replace furniture, fixtures, and equipment (FF&E). This fund is described in the Financial Section under Cash Capital.

Grant Funds:

The grant fund is comprised of 2 state grants, 13 federal grants (current year and carry forward), and 2 private grants. Since March 2020, when the global pandemic closed schools across Massachusetts, the district has received several COVID-related grants. To ensure the use of these COVID related grants are maximized, the district has carefully planned the FY'23 budget and funded necessary costs related to pandemic recovery in our remaining COVID related grants. More information is available in the Financial Section under Special Revenue: Federal Grants.

Revolving Funds:

The revolving fund is comprised of 15 separate and distinct accounts including the National School Lunch Program. Each account serves a unique purpose with revenue raised and expenses made that align directly to the fund. For instance, the Athletic Revolving Fund earns revenue through gate receipts and participant fees while the expenses incurred support the cost of the Athletic Program. Each revolving fund is described in detail in the Financial Section under Special Revenue: Revolving Funds.

Town of Wellesley:

The Town of Wellesley carries several costs that directly support the schools. Municipalities can make individual decisions about where to budget these shared expenses. The school-related costs covered by the town budget include employee and retiree health insurance, non-professional staff retirement[2], non-capital building and grounds maintenance, principal and interest debt payments, workers' compensation, property and liability insurance, etc. In Wellesley, the budgeting for these items is consistent with other town departments including Police, Fire, and Department of Public Works. When expenses related to the schools are carried in the Town budget, the revenue and expenses are shown in the Town of Wellesley category. The town expenses are described in the Financial Section under Town of Wellesley.

Capital Fund:

In Massachusetts, school districts cannot incur debt through the issuance of bonds. Therefore, we work collaboratively with Town Departments to advocate for capital projects: building envelope and systems upgrades and replacements; building renovations and replacements; creation, maintenance, and enhancements of playing fields; lighting projects including retrofits; etc. This fund is described in the Financial Section under Town of Wellesley.

[2] Retirement costs for professional staff are funded through the Massachusetts Teacher's Retirement Board (MTRB) at the state level.

Special Education Stabilization Fund (Held by the Town of Wellesley):
The Municipal Modernization Bill (Section 24 of Chapter 218 of the Acts of 2016) allowed municipalities to create a Special Education Stabilization Fund as a reserve for future unbudgeted costs related to Special Education. In the 2017 Annual Town Meeting (Article 10), Wellesley residents approved the creation of this fund. Since its inception, the Town of Wellesley has appropriated funds to the stabilization fund from free cash and the re-direction of School Based Medicaid funds. The maximum fund balance by statute is 2% of Wellesley's actual Net School Spending ($1,983,257 in FY'22). Access to the funds requires a majority vote of both the School Committee and the Select Board. Since these funds require both the Select Board and School Committees approval, the fund information is not included in the table above. The fund is described in the Financial Section under Special Revenue: Revolving Funds.

Building Projects Underway: Replace Hunnewell and Hardy Elementary Schools[3]

Since the late 1990s, the Town of Wellesley has steadily engaged in school projects to address aging facilities and renovate or rebuild as needed to meet the immediate and long-term educational needs of its students. The Hardy, Hunnewell, and Upham (HHU) schools are the last to address as part of the master facilities plan. Since 2012, multiple Town committees have determined that simply renovating the existing HHU schools would not be sufficient to meet educational needs and have recommended rebuilding to 21st-century standards.

With elementary enrollment in a long-term decline, currently the Town is planning to rebuild two of the three schools, the Hunnewell School, and the Hardy School, with the Upham School closing once the project is complete. The School Committee has voted to recommend rebuilding the third school when enrollment reverses trend and reaches a specific target.

While these will be two separate construction projects, they are connected in important ways -- through project oversight; by a shared project team; through a common school size; and by the need for system-wide elementary school redistricting when construction is complete and the Town consolidates from seven neighborhood schools to six. This page also includes an overview of the approval process for each school, and a look at the decline in elementary enrollment, including how the schools are monitoring long-term trends.

The School Building Committee pursued two staggered feasibility studies for the Hunnewell and Hardy/Upham School projects. The Hunnewell Elementary School project followed the Town process for a feasibility study, design, and construction project. The Massachusetts School Building Authority (MSBA) invited the Upham Elementary School project into their capital pipeline. The MSBA process has prescribed steps that control and extend the schedule when compared to a project lead in a local only process. The Hardy/Upham project followed the MSBA and Town process for a feasibility study and is currently within the Schematic Design phase while the Hunnewell project is currently in the construction bidding phase. The Hunnewell and Hardy School project timelines are outlined in this graphic (FS = Feasibility Study, SD = Schematic Design, DD = Design Documents and CD = Construction Documents):

[3] This section is pulled from the School's HHU website information page.

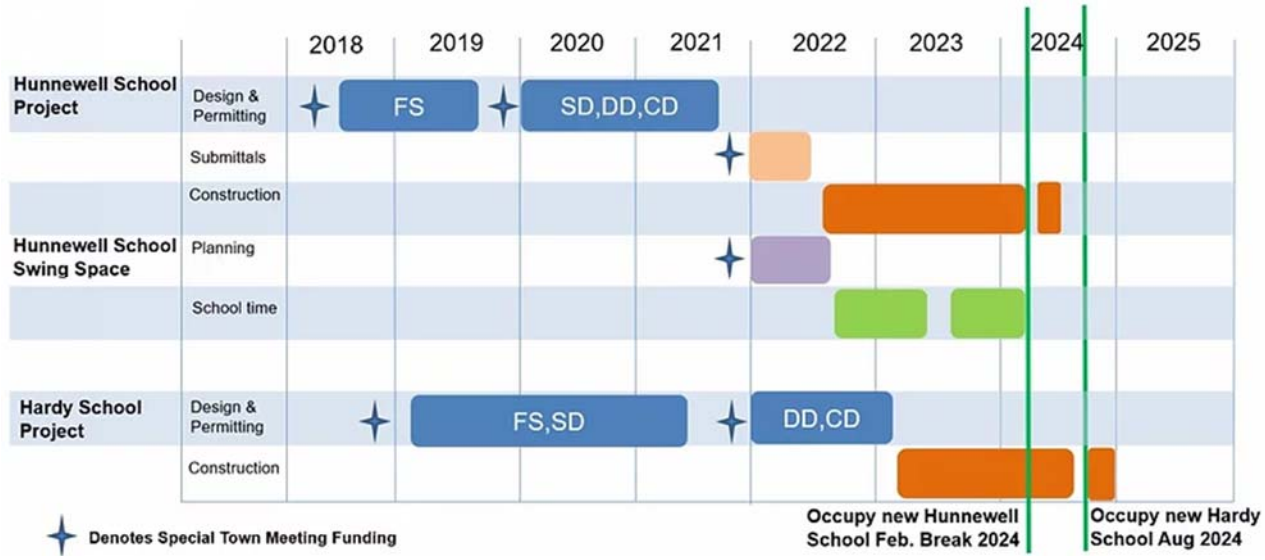

On December 7, 2021, the voters in Wellesley overwhelmingly approved both the Hunnewell and Hardy Elementary School construction projects. The Hunnewell project will begin in June 2022. This entails moving all Hunnewell students into swing space for school years 2022-2023 and 2023-2024. Each elementary narrative identifies the "swing space" staff and expenses moved out of Hunnewell and temporarily reassigned to one of the other elementary schools. Projected enrollment and the reduction of one (1) elementary school is reflected in an overall budget reduction at the Hunnewell School of $298,935. The Hunnewell School narrative, in the Financial Section, lists the positions and expenses moved and the positions reduced due to enrollment.

Town Costs for School Debt

Wellesley Public Schools is a department of the Town of Wellesley. As such, the district does not have the authority to tax residents or issue debt. The district collaborates with various town departments to advocate and prioritize capital related projects. Debt management falls to the Select Board who administers the Town of Wellesley's debt policy (Approved 2/12/18). The school administration works collaboratively with the Town to prioritize needs and fund projects that benefit all Town Departments. As part of this process, the Town Finance Director recommends the source of funds to cover the voted projects based on the Town's Financial Policies and the financial outlook. As part of the annual submission to the state, the schools report the school related debt on the end-of-year report submission. In FY'22, the principal and interest debt payments are expected to total $10,544,877 for previously issued debt related to school projects. Below is a summary of the school related debt payments over the past six years.

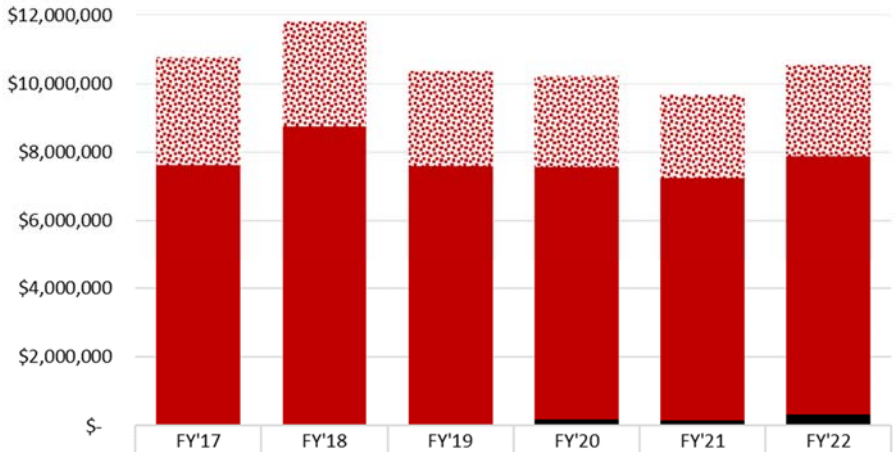

	FY'17	FY'18	FY'19	FY'20	FY'21	FY'22
Long-Term Debt Retirement (Interest)	$3,136,383	$3,068,474	$2,795,924	$2,648,155	$2,419,078	$2,656,080
Long-Term Debt Retirement (Principal)	$7,630,000	$8,732,000	$7,578,000	$7,400,000	$7,078,500	$7,564,000
Purchase of Land/Buildings	$-	$-	$-	$172,308	$169,701	$324,797

Several projects are underway that will have an impact on future debt payments related to schools:

- Wellesley Middle School (Steam Pipes, Building Systems and Paving)
- Replacement of the Hunnewell Elementary School
- Replacement of the Hardy Elementary School (partially funded through the state)
- Sprague Elementary School Chiller Replacement

In addition to these new debt payments, the Town will retire older debt. Additional information on the Town's debt can be found on the Town's Website under Finance. The town expenses are described in the Financial Section under Town of Wellesley.

Fiscal Year 2023 Voted General Fund Budget

The district is sensitive to the Town's fiscal short-and long-term challenges and developed a budget within this guideline while balancing the expectations of the community to provide an educational system that meets our core values of Academic Excellence, Cooperative and Caring Relationships, Respect for Human Differences and Commitment to Community. Each year the School Committee provides guidance to the Wellesley Public Schools administration for preparation of the budget.

The FY'23 Voted Budget is $84,802,267, an increase of $2,262,013 or 2.74% increase without health benefits. When health benefits are included, the budget is $84,812,267, an increase of $2,272,013, or 2.75%.

School Committee Budget Guidelines:

The following general guidance is meant to assist the Wellesley Public Schools administration in preparing the budget for fiscal year 2023. After discussions related to the Town's financial limitations, School Committee has directed the administration to prepare two separate operating budgets. The first will represent a 2.75% increase over the FY'22 budget. The second will represent a "level service" budget. The Committee would also like to see how the district will advance its strategic priorities.

In addition, the Committee would like to see items identified in each of these budgets that are part of either pandemic recovery and/or components of the Strategic Plan.

On November 16, 2021, the School Committee voted the Operating Budget Guidance for FY'23:

The Committee will strive to develop a budget at guideline while balancing the expectations of the community to provide an educational system that meets our core values of Academic Excellence, Cooperative and Caring Relationships, Respect for Human Differences and Commitment to Community. In the creation of the FY23 budget, the Committee places priority on the following objectives:

- Expectation that pandemic recovery will continue into at least FY23.
- Highlight district-level investments in Diversity, Equity, and Inclusion.
- Meeting legal mandates.
- Supporting the achievement of our system goals, including the renewal of the WPS Strategic Plan.
- Offering appropriate general and special education programs and services and structuring the budget to insulate general education programs from the potential variability in special education expenses and revenue.
- Supporting enrollment increases and/or decreases by maintaining class size guidelines and student options accordingly.
- Providing competitive compensation and programming to support the recruitment, hiring, retention and development of quality professional and other instructional and administrative staff.
- Providing adequate supplies and equipment to support the educational program.
- Diligently searching for cost savings that can be realized without adversely affecting delivery of the educational program.
- Reducing or eliminating fees charged to families for curricular, co-curricular and extracurricular activities.

Available Revenue Based on Budget Guidelines:

Based on the Select Board and School Committee Budget Guidelines, the available revenue is calculated as:

Option 1: Joint Guidance

FY'22 Annual Town Meeting Appropriation	$82,540,254
2.75% Increase	$2,269,857
New Available Revenue	$2,269,857

Option 2: Additional Guidance from School Committee

The additional guidance is for a level service budget. Due to continued enrollment reductions and projected out-of-district placement changes, the budgeted level service amount is less than the 2.75% guidance. Level service is an increase of $1,827,405 or 2.21%. Base salary, turnover savings and salary reserve represented an increase of $2,917,204 or 3.5%.

As a point of comparison, we have included a historical view of the budget guidelines issued by the Select Board and School Committee.

Fiscal Year	Select Board Guideline	School Committee Guideline	School Department Voted Increase (w/o Health Benefits)
2016	4.00%	4.50%	4.98%
2017	4.00%	4.00%	4.25%
2018	3.50%	4.50%	3.49%
2019	3.50%	4.00%	3.44%
2020	3.00%	3.65%	3.37%
2021	Modified 3.50% + Spec. Ed. Funding	Model 1: 3.50% Model 2: 3.50% + Spec. Ed. Model 3: 4.25% + Spec. Ed.	3.82% + Spec. Ed. = 4.86%
2022	2.50%	Model 1: 2.50% Model 2: Level Service	2.69%
2023	2.75%	Model 1: 2.75% Model 2: Level Service	2.74%

The models listed above reflect the different budget views the School Committee requested the Administration develop each year. With these guidelines in mind, the District Administrative team developed the FY'23 Administration's Request. The School Committee voted the FY'23 budget on February 8, 2022.

Budget Architecture

Historically, the budget process begins with the district's standard architecture that builds on Level Service needs with Strategic Plan and Other Critical Needs to reach a complete budget request to submit to the School Committee. Through careful financial planning, maximizing federal revenue sources, and maintaining spending restraints, the Town of Wellesley and Wellesley Public Schools are entering the fiscal year 2023 in a more favorable financial position than expected. The Town's cash reserves exceed the recommended policy guidelines and federal COVID related grants remain in place. With a more favorable financial position, the Select Board issued FY'23 budget guidelines for all Town Departments and the School Department of a 2.75% increase and a cash capital amount on the high end (6.80%) of the debt policy that reflects 6.20% to 6.80% of recurring operating revenue.

A budget is an estimate of funds needed to cover planned expenses in a fiscal year. Staffing and special education are the two segments of the budget that can have significant variability between initial budget proposal and close out of the fiscal year. The district spends significant time and effort in recruiting candidates for each position. The actual salary for the hired individual may vary from the budgeted amount. Although there is turnover throughout the year in our teaching assistants and paraprofessional positions, most teacher positions are filled and salaries known by mid-August. Therefore, a re-set to the budget in the fall is appropriate. In fiscal year 2022, this re-set was presented to the School Committee on November 9, 2021. These budget changes include personnel changes (budget versus actual); revenue assumptions based on actual receipts at the close of fiscal year 2021; and student needs, both in terms of general and special education. As part of this process, the district updated the budget across types of expenses (Salary and Other Compensation and Expenses) and across the four categories (Instruction, Administration, Operations, and Student Services). The FY'22 Adjusted Budget is the basis for building the FY'23 Voted Budget.

Significant Changes to the FY'22 Adjusted Budget

A shared understanding of the budget architecture categories is an important beginning to the budget process. The FY'23 Voted Budget was guided by these definitions:

Level Service**:** a budget that supports providing the same standard of service as in the prior fiscal year. Under this definition, line items would increase or decrease depending on changes in need, such as enrollment increases or decreases or contract changes.

Strategic Priorities: a budget that supports one of the three strategies of the district's current priorities:

1.) Focus on every child, in every classroom, every day
2.) Invest in our Educators
3.) Provide broad-based learning opportunities as part of a world-class public-school system

Other Critical Needs: a budget that supports additional changes not reflected in Level Service or Strategic Plan that are critical to the district's operation.

Fiscal Year 2023 Voted Budget Recap:

The FY'23 Voted Budget is $84,802,267, which represents a 2.74% increase without health benefits. The increase in health benefits is not included in the FY'23 Voted Budget figures below. When the proposed health benefit cost is applied to the FY'23 Voted Budget amount, the increase is $84,812,267 or 2.75%.

Below is a summary of the FY'23 Voted Budget by functional category:

Category	Salary and Other Comp.	Expenses	FY'23 Voted Budget	Variance FY23-FY22	% of Budget
320 Instruction	$53,022,149	$2,506,530	$55,528,679	$1,928,062	65.48%
330 Administration	$1,335,162	$245,911	$1,581,073	$20,714	1.86%
340 Operations	$1,647,937	$1,757,524	$3,405,461	$187,227	4.02%
360 Student Services	$19,212,183	$5,074,870	$24,287,053	$126,011	28.64%
FY'23 Voted Budget	*$75,217,432*	*$9,584,835*	*$84,802,267*	*$2,262,013*	

Health Benefit Impact:	*$10,000*

Below is a summary of the FY'23 Voted Budget by service level:

Category	Salary and Other Comp.	Expenses	FY'23 Total Voted Bud.	% Incr.	Cum. % Incr.
Adjusted Budget	$72,959,489	$9,580,765	$82,540,254		
Hunnewell Swing Space/Enr.	($298,935)	$0	($298,935)	(0.36%)	(0.36%)
Level Service	$1,916,341	($88,938)	$1,827,403	2.21%	1.85%
Strategic Plan	$394,343	$80,008	$474,351	0.57%	2.42%
Other Critical Needs	$246,194	$13,000	$259,194	0.32%	2.74%
FY'23 Total Request	*$75,217,432*	*$9,584,835*	*$84,802,267*	*2.74%*	*2.74%*

Health Benefit Impact:	*$10,000*

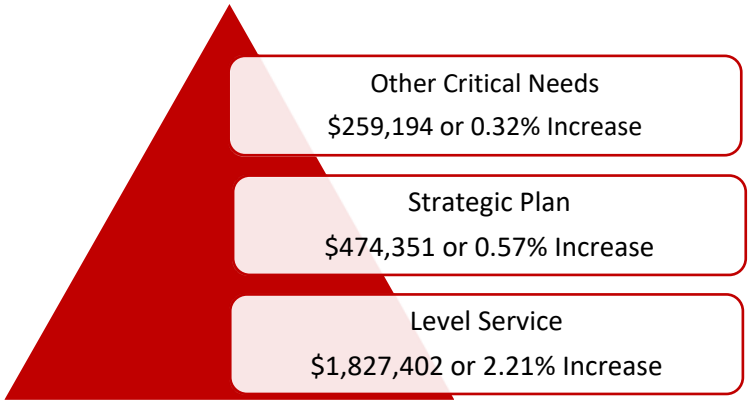

The Hunnewell Swing Space adjustments are not included in the figures above and are included in the proceeding table. The Student Services and Instruction areas of the budget account for 94.12% of the total budget. The chart below breaks the FY'23 Voted Budget into the four categories (320: Instruction, 330: Administration, 340: Operations, and 360: Student Services). All FY'23 Voted Budget changes are further classified as Level Service, Strategic Plan, or Other Critical Needs. A summary of all changes is listed in the Financial Section in each school narrative.

Below is a summary of the FY'23 Voted Budget by category and a summary of the types of expenses included in each category:

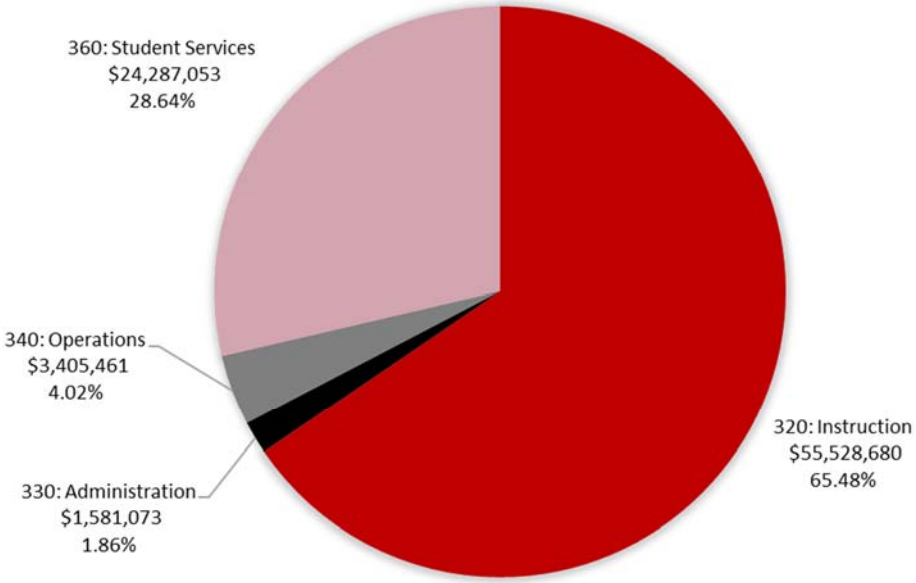

Instruction (320 code) accounts for 65.48% of the total budget. This category represents the core educational services provided to students in the general education area. Departmental budgets for core academic areas (math, science, etc.) and specials (art, music, etc.) are included in this category. Other categories of expenses include educational technology, English language learner, after school activities, intramural sports, athletics, and guidance.

Administration (330 code) accounts for 1.86% of the total budget. This category includes district administration costs including the Superintendent's Office, Teaching and Learning, professional development (workshops and conferences), and human resources and recruitment.

Operations (340 code) accounts for 4.02% of the total budget. This category includes network and computer technology, business office, information management, utilities, production center, McKinney Vento program transportation, and in-district transportation.

Student Services (360 code) accounts for 28.64% of the total budget. This category includes inclusion services, in and out-of-district transportation, and out-of-district educational placements.

The table below provides the same information in a more detailed format.

By Type and Category	FY'19 Expended	FY'20 Expended	FY'21 Expended	FY'22 Adjusted Budget	FY'22 Adjusted Budget FTE	FY'23 Voted Budget	FY'23 Voted FTE	$ Variance (FY'23-FY'22)	FTE Variance (FY'23-FY'22)	% Inc.
Salary and Other Compensation										
320: Instruction	$46,475,480	$48,035,418	$48,989,457	$51,246,293	509.68	$53,022,149	514.15	$1,775,856	4.47	
330: Administration	$1,042,102	$1,154,016	$1,241,044	$1,314,449	11.00	$1,335,162	11.00	$20,714	0.00	
340: Operations	$1,539,041	$1,517,046	$1,568,361	$1,622,702	18.10	$1,647,937	18.10	$25,236	0.00	
360: Student Services	$16,749,799	$17,131,218	$17,518,731	$18,776,046	288.15	$19,212,183	289.17	$436,138	1.02	
Salary and Other Compensation Total	**$65,806,423**	**$67,837,697**	**$69,317,593**	**$72,959,489**	**826.93**	**$75,217,432**	**832.42**	**$2,257,943**	**5.49**	**2.74%**
Expenses										
320: Instruction	$1,783,941	$1,602,955	$1,528,865	$2,354,324	0.00	$2,506,530	0.00	$152,206	0.00	
330: Administration	$138,364	$128,403	$481,405	$245,911		$245,911	0.00	$0	0.00	
340: Operations	$1,109,274	$1,060,765	$1,550,814	$1,595,533	0.00	$1,757,524	0.00	$161,991	0.00	
360: Student Services	$5,403,746	$4,849,744	$4,421,935	$5,384,997		$5,074,870	0.00	($310,127)	0.00	
Expenses Total	**$8,435,325**	**$7,641,866**	**$7,983,019**	**$9,580,765**	**0.00**	**$9,584,835**	**0.00**	**$4,070**	**0.00**	**0.00%**
FY'23 Voted Budget	**$74,241,747**	**$75,479,564**	**$77,300,612**	**$82,540,254**	**826.93**	**$84,802,267**	**832.42**	**$2,262,013**	**5.49**	**2.74%**
Health Benefits						$	10,000			
FY'23 Voted Budget With Health Benefits						**$ 84,812,267**	**832.42**	**$ 2,272,013**	**2.75%**	
FY'23 Voted Budget Without Health Benefits						**$ 84,802,267**	**832.42**	**$ 2,262,013**	**2.74%**	

As the table above shows, salary and benefits accounts for 88.70% of the total budget. Education is a staff dependent profession. Therefore, staffing changes year-to-year are not uncommon. As a municipal school district, the Town carries employee benefit costs (health insurance, retirement, etc.) for benefit-eligible school employees in their budget. As with prior years, the district has included the initial year of health benefit costs of proposed staffing changes within the Select Board and School Committee guidelines. For planning purposes, the Town has provided us the following guidelines:

- Professional staff member: Add or subtract $20,000 per 0.50 FTE or greater changed; and
- Teaching assistants and paraprofessional staff members: Add or subtract $7,500 per 0.50 FTE or greater changed.

The figures above include an estimated benefit impact of $10,000. All five collective bargaining agreements expire on June 30, 2021. The district has budgeted a reserve for anticipated collective bargaining expenses.

Revenue Summary:

As a municipal school district, the main source of revenue for the operation of the Wellesley Public Schools is local property taxes and other municipal revenues. Other revenue sources include state education aid, commonly referred to as Chapter 70; fees and tuition collections applied as offsets to the general fund; and grant awards including donations. For budgeting purposes, the district has assumed level funding of Chapter 70 aid. Below is a summary of revenue sources to support the Wellesley Public Schools in FY'23:

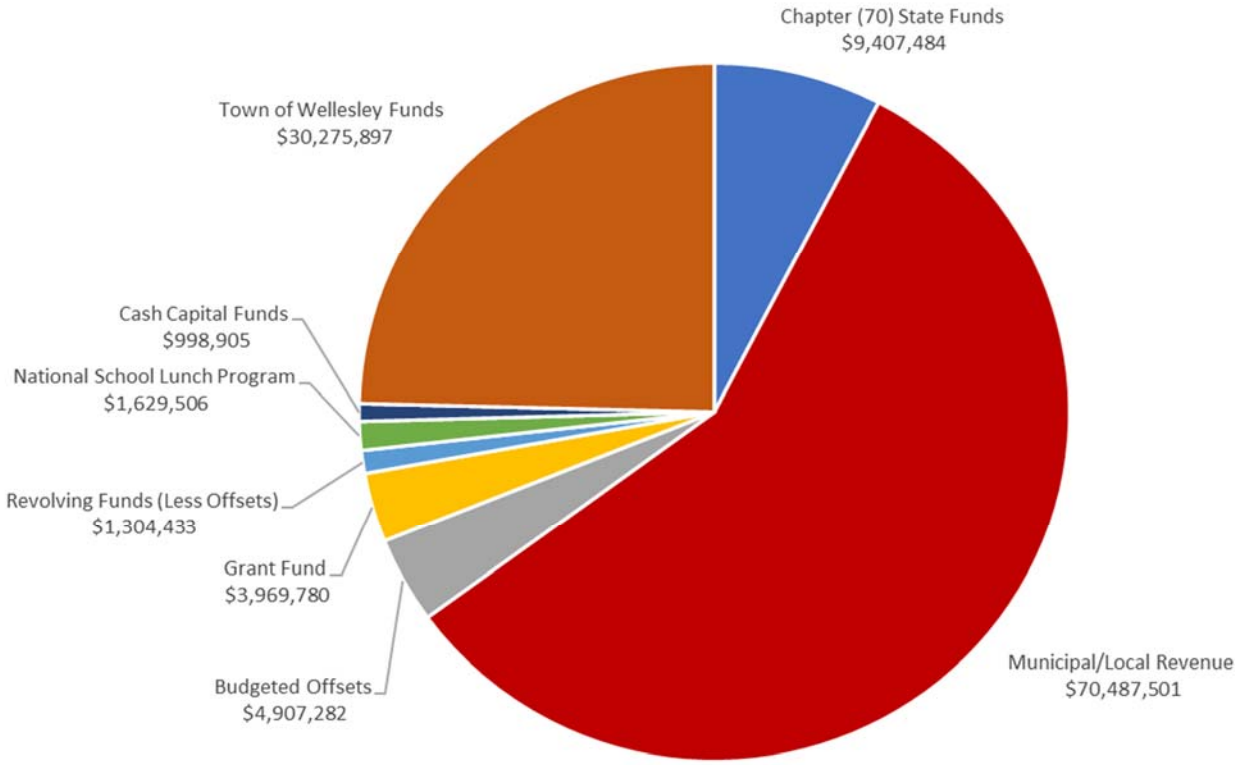

Expected changes in revenue for fiscal year 2023 include the following:

- Federal and state grant revenue is expected to decrease by $376,541. The district was awarded several COVID grants to cover unbudgeted and unexpected pandemic related costs. These revenue sources are not expected to be available next year.

- We anticipate fully expending the current year Circuit Breaker revenue resulting in no expected carry-forward revenue available for FY'23. In projecting FY'23 Circuit Breaker receipts, we are assuming a 75% reimbursement rate which results in a net reduction of revenue in FY'23 of $119,295.

Although Wellesley received $14.2M in Circuit Breaker, budgeted offsets, and Chapter 70 funds in fiscal year 2022; the district relies on local revenue, mainly property taxes, to fund the Wellesley Public Schools. Below is the expected growth of the municipal contribution to the schools:

- FY'22 Municipal Contribution: $68,226,514
- FY'23 Estimated Municipal Contribution: $70,487,501

This amount assumes Chapter 70 is level funded. Any change in Chapter 70 funds would result in a corresponding change of the municipal contribution.

Proposed Tuition/Fee Changes:
The FY'23 Voted Budget includes a proposal for the following tuition/fee changes:

1. The budget includes the elimination of visual art and student activity fees. In addition, the bus fee for Grades 7-12 and student living less than 2 miles from their neighborhood school in Grades Kindergarten through Grade 6 is reduced from $521 to $500/year.

2. Increase the Instrumentals and Vocal Extension Program (IVEP) participation rate by $2/hour to $65/hour. Instructor rates would increase by $1/hour to $60/hour to maintain competitiveness with neighboring communities.

What is a Budgeted Offset?
In Wellesley, the district collects revenue from multiple sources: ticket sales, activity and athletic fees, preschool tuition, etc. These revenues are deposited into the appropriate revolving fund. Expenses can either be charged directly to the revolving fund or through an accounting adjustment between the general fund and revolving fund. A budgeted offset is when revenues are collected and deposited to the revolving fund, but the expenses are carried in the general fund and a corresponding negative account (offset account) is present. The negative budget account represents the amount of the accounting adjustment between the general fund and revolving fund.

Without the use of budget offsets, program expenses would be included in the budget of two separate funds making it difficult to see the full expense of a program. In the example of pre-school, the use of program fees covers the cost of staff in the amount of $450,000 (offset amount).

The following revolving funds do not include budgeted offsets and all expenses are directly charged to the revolving fund:

- Child Lab Program,
- Textbook Revolving (lost book);
- Guidance (testing related to college admissions); and
- Elementary Before School Program.

All other revolving accounts are a mix of budgeted offset and direct charge to the revolving fund. It is important to note that all budgeted offset amounts are included in the revolving fund revenue estimates for FY'22 and FY'23.

Budget Forecast

Although the forecast may change based on the district priorities and student needs, all known and anticipated changes are included in the forecast. The table reflects actual spending for the past three fiscal years; budget estimates for the current year (FY'22 Adjusted Budget); projected expenses for the FY'23 Voted Budget; and three future fiscal years. The forecast includes both revenue and expense assumptions that are detailed below.

Revenue	FY'19 Actual	FY'20 Actual	FY'21 Actual	FY'22 Adjusted Budget	FY'23 Voted Budget	FY'24 Forecast	FY'25 Forecast	FY'26 Forecast
General Fund	$ 74,428,918	$ 76,855,786	$ 80,702,151	$ 82,540,254	$ 84,802,267	$ 86,445,379	$ 88,072,234	$ 89,791,121
Chapter (70) State Funds	*$ 8,955,295*	*$ 9,273,504*	*$ 9,273,504*	*$ 9,407,484*	*$ 9,407,484*	*$ 9,407,484*	*$ 9,407,484*	*$ 9,407,484*
Municipal/Local Revenue	*$ 61,113,091*	*$ 62,583,979*	*$ 66,830,193*	*$ 68,226,514*	*$ 70,487,501*	*$ 72,249,689*	*$ 74,055,931*	*$ 75,907,329*
Budgeted Offsets	*$ 4,360,532*	*$ 4,998,303*	*$ 4,598,454*	*$ 4,906,256*	*$ 4,907,282*	*$ 4,788,207*	*$ 4,608,819*	*$ 4,476,308*
Grant Fund	$ 2,661,861	$ 2,710,448	$ 4,651,939	$ 4,346,321	$ 3,969,780	$ 2,987,206	$ 2,987,275	$ 2,987,343
Revolving Funds (Less Offsets)	$ 2,113,799	$ 921,852	$ 705,365	$ 1,493,402	$ 1,304,433	$ 1,485,092	$ 1,485,092	$ 1,489,592
National School Lunch Program	$ 1,782,453	$ 1,236,118	$ 485,418	$ 1,513,477	$ 1,629,506	$ 1,653,949	$ 1,678,758	$ 1,703,939
Cash Capital Funds	$ 947,629	$ 1,101,028	$ 828,691	$ 816,739	$ 998,905	$ 1,100,000	$ 1,100,000	$ 1,000,000
Town of Wellesley Funds	$ 30,219,458	$ 29,552,755	$ 27,513,212	$ 29,682,252	$ 30,275,897	$ 30,881,415	$ 31,499,043	$ 32,129,024
Total Revenue:	**$ 112,154,118**	**$ 112,377,987**	**$ 114,886,776**	**$ 120,392,445**	**$ 122,980,788**	**$ 124,553,041**	**$ 126,822,402**	**$ 129,101,020**

Expenses	FY'19 Actual	FY'20 Actual	FY'21 Actual	FY'22 Adjusted Budget	FY'23 Voted Budget	FY'24 Forecast	FY'25 Forecast	FY'26 Forecast
General Fund	$ 74,241,747	$ 75,479,564	$ 77,300,612	$ 82,540,254	$ 84,802,267	$ 86,497,519	$ 89,459,745	$ 90,732,618
Grant Fund	$ 2,661,861	$ 2,710,181	$ 4,651,322	$ 4,346,321	$ 3,969,780	$ 2,987,206	$ 2,987,275	$ 2,987,343
Revolving Funds (Less Offsets)	$ 1,640,142	$ 1,384,928	$ 787,270	$ 1,324,989	$ 1,383,939	$ 1,442,307	$ 1,444,494	$ 1,446,725
National School Lunch Program	$ 1,595,166	$ 1,279,003	$ 810,818	$ 1,505,812	$ 1,550,000	$ 1,604,250	$ 1,660,399	$ 1,718,513
Cash Capital Funds	$ 947,629	$ 1,101,028	$ 828,691	$ 816,739	$ 998,905	$ 1,373,083	$ 1,247,842	$ 1,023,140
Town of Wellesley Funds	$ 30,219,458	$ 29,552,755	$ 27,513,212	$ 29,682,252	$ 30,275,897	$ 30,881,415	$ 31,499,043	$ 32,129,024
Total Expenses:	**$ 111,306,003**	**$ 111,507,459**	**$ 111,891,925**	**$ 120,216,367**	**$ 122,980,788**	**$ 124,785,780**	**$ 128,298,798**	**$ 130,037,363**
Surplus / (Deficit):	**$ 848,115**	**$ 870,528**	**$ 2,994,851**	**$ 176,078**	**$ -**	**$ (232,739)**	**$ (1,476,396)**	**$ (936,343)**

When the Operating Budget is isolated in the forecast, the projected deficits are:

FY'24: ($52,140) FY'25: ($1,387,511) FY'26: ($941,497)

The FY'25 increase in projected expenses is related to the loss of COVID related federal grants and the potential inclusion of those positions in the Operating Budget. Below is a brief description of the considerations used in developing the projection.

Category	Forecast Considerations
General Fund	
Revenue	State revenue level, local revenue 2.5% annual increase, continued fee reductions
Expense	Enrollment projections, expected loss of federal funds, student service contractual incr.
Grant Funds	
Revenue	Loss of COVID funds, no year-end carry forward projected
Expense	Continued funding of current non-COVID grants (Title grants, IDEA grant, etc.)
Revolving Funds	
Revenue	No fee increases
Expense	Estimates based on each program
NSLP	
Revenue	Increased participation, rebound of catering and a la carte sales, no fee changes
Expense	Continued use of non-GMO and organic products
Cash Capital	
Revenue	Consistent $1.1M in funding
Expense	Projection based on current replacement schedule
Town of Wellesley	
Revenue	Annual 2% increase
Expense	Annual 2% increase

The budget forecast is described in more detail in the Financial Section.

Student Enrollment and Projection

Wellesley Public Schools reports student enrollment and demographic data to the Massachusetts Department of Elementary and Secondary Education (MA DESE) three times a year: October 1, March 1, and Year End. The October 1 numbers are used to determine staffing for the Voted Budget on an annual basis. Wellesley utilizes the cohort survival method, a commonly used projection methodology among school districts throughout the country. The table below reflects Kindergarten through Grade 12 enrollments.

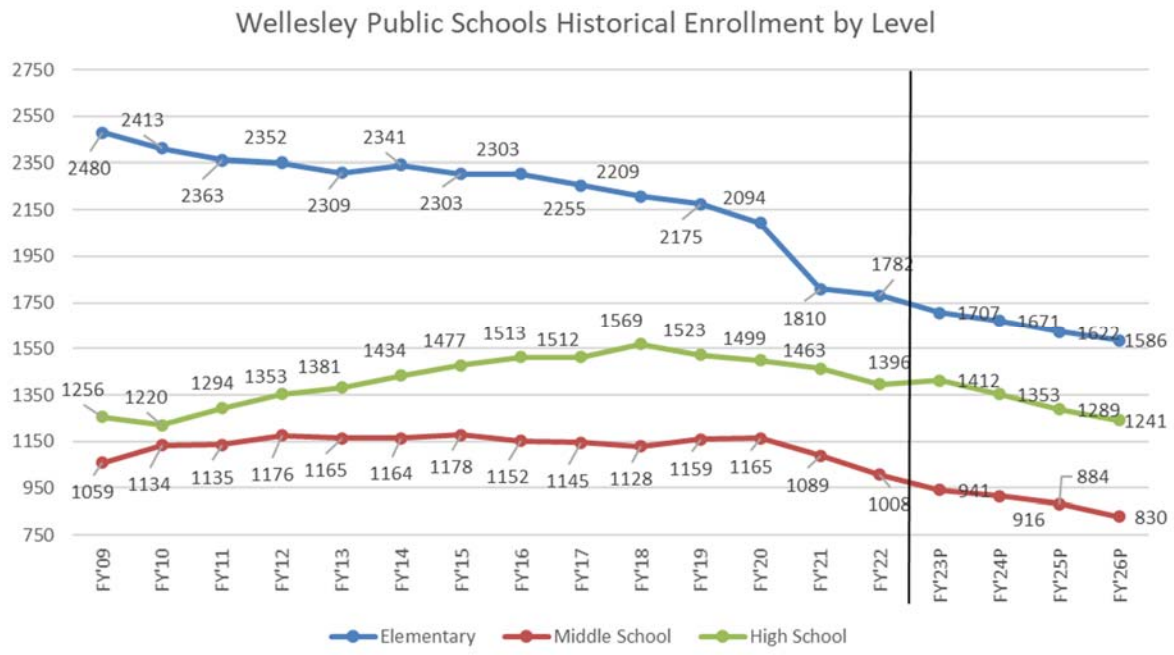

The historical grade-to-grade transition data, as well as the projected enrollment by grade through school year 2025-2026 is included in the Appendix B: Enrollment section of the budget.

Staff Resources

Development of the salary budget is the most complex part of constructing the FY'23 budget. The process begins in the fall with the approval of the FY'22 Adjusted Budget. This process realigns the budgeted salary lines, and associated full-time equivalents (FTEs), to mirror current staffing levels. Staff who are on a partial or full leave in FY'22 are assumed to return to their previous positions. This creates a bumping of individuals across multiple accounts. Bargaining unit employees who are not on the maximum step in their respective salary tables are advanced a step. As part of the Wellesley Educator Association (WEA) agreement, teachers can move a lane within their salary table with the attainment of a new degree or the accumulation of graduate credits. Notification of a potential lane movement in the FY'23 budget year was November 1, 2021. Since not all members who notify the Superintendent's Office achieve the goal in the upcoming year, the district has set aside funds in a similar means to prior years – approximately 85% of the total requests.

Staff turnover often results in a cost savings. Most employees who retire are at the top of the salary table. With a hiring target of a master's level with eight (8) years of teaching experience, the turnover savings for the replacement of one educator can result in a savings of approximately $35K. The turnover savings for instructional assistants and paraprofessionals is much less, approximately $5K per employee. The budgeted turnover savings in FY'22 was $650K. The FY'23 Voted Budget includes a projected turnover savings of $650K.

The elementary enrollment continues to decline, thus, the projected enrollment by geographical area indicates the need to reduce seven sections in the FY'23 Voted Budget. This decision is based on the projected enrollment by grade and the School Committee's guidelines for class size. With the expected reduction of 51 students in Grade 8, the budget includes the reduction of one-half a Grade 8 Team. Below is a table outlining the changes in enrollment, related sections and their impact on full-time equivalents and related costs:

Grade	FY'23 Projected Enrollment Change	FY'23 Projected Section Change	FY'23 Full Time Equivalent (FTE) Impact	FY'23 Salary Cost/(Savings)	FY'23 Health Cost/(Savings)
Kindergarten	28 Down	1 Less Section	-2.00 FTE	($103,379)	($27,500)
Grade 1	39 Up	2 More Sections	+2.00 FTE	$152,508	$40,000
Grade 2	28 Down	2 Less Sections	-2.00 FTE	($152,508)	($40,000)
Grade 3	25 Down	4 Less Sections	-4.00 FTE	($305,016)	($40,000)
Grade 4	21 Down	No Change			
Grade 5	11 Down	2 Less Sections	-2.00 FTE	($152,508)	($40,000)
Grade 6	1 Up	No Change			
Grade 7	16 Down	No Change			
Grade 8	51 Down	1 Half Team	-2.00 FTE	($152,508)	($40,000)
Grade 9	16 Up				
Grade 10	15 Down				
Grade 11	10 Down				
Grade 12	25 Up				
TOTAL	*126 Down*		*-10.00 FTE*	*($713,411)*	*($147,500)*

Full-Time Equivalents (FTEs) Changes Reflected in the FY'23 Voted Budget:

As enrollment continues to decline, there is greater clarity sought around the full-time equivalents (FTEs) and related headcount for Wellesley Public Schools. In Appendix A: Salary Projection Development, we have provided greater detail around the FY'23 voted staffing changes (FTE and headcount). Below is a summary of the data:

	General Fund		Grant Funds		Revolving Funds	
Architecture Level	FTE	Headcount	FTE	Headcount	FTE	Headcount
FY'22 Base	826.93	838.00	39.41	37.00	2.50	2.00
Enrollment Changes	(10.28)	(11.00)	(1.00)	(1.00)	0.00	0.00
Hunnewell Swing Space / Enroll.	(5.83)	(6.00)	0.00	0.00	0.00	0.00
Level Service	11.50	11.00	(0.22)	0.00	(0.10)	0.00
Strategic Plan	2.50	3.00	5.40	6.00	0.00	0.00
Other Critical Needs	7.60	9.00	0.00	0.00	0.00	0.00
FY'23 Voted Budget	832.42	844.00	43.59	42.00	2.40	2.00
Increase/(Decrease)	*5.49*	*6.00*	*4.18*	*5.00*	*(0.10)*	*0.00*

The FY'23 Voted Budget results in an overall FTE change of 9.57 FTEs and a headcount change of 11. The most significant impact is a result of the2. district creating eleven (11) permanent substitute positions. Substitute

teachers are not normally included in the FTE or headcount as they are temporary personnel. By creating permanent substitutes, we have included these 11 positions in both counts. Wellesley, like many other communities, have been unable to attract a pool of qualified candidates to cover the staff absences on a consistent basis. In FY'22, Wellesley increased the daily rate for substitutes, but this has not resulted in a higher fill rate for vacancies. In speaking with neighboring communities, they have found permanent substitutes have been beneficial. By providing a competitive daily rate, a guaranteed number of workdays, and a benefit eligible position; we believe we will attract and retain a pool of qualified, permanent substitutes. If we removed the permanent substitutes from the calculations above, the FTE change would be -5.51 FTEs and a -5.0 headcount.

Property Taxes

Wellesley relies heavily on local revenue sources to fund the public schools. In 1980, a ballot initiative in Massachusetts to limit the growth of local property taxes passed. This law, referred to as Proposition 2 1/2[4], went into effect in 1982. Essentially, the personal property tax may not increase more than 2.5% of the prior year's levy limit, plus new growth and any overrides or exclusions. A community may vote to allow for a Proposition 2 ½ override vote to permanently increase the tax burden. Below is a table showing the historical property valuations and tax rates:

Category	FY'17	FY'18	FY'19	FY'20	FY'21
Population[5]	28,872	29,000	29,000	29,000	29,673
Number of Voters[6]	16,940	16,325	16,940	16,194	17,208
Valuation of Residential	$9,721,777,000	$9,935,541,000	$10,654,218,000	$10,908,678,000	$11,072,021,000
Valuation of Commercial	$1,309,028,000	$1,318,844,000	$1,406,187,000	$1,490,134,000	$1,494,659,000
Valuation of Industrial	$7,801,000	$7,330,000	$8,593,000	$6,543,000	$6,543,000
Valuation of Pers. Prop.	$115,324,400	$115,824,600	$122,039,081	$128,979,400	$142,724,500
Total Assessed Valuation	$11,153,930,400	$11,377,539,600	$12,191,037,081	$12,534,334,400	$12,715,947,500
Res. Tax Rate/$1,000 Valuation	*$11.79*	*$11.95*	*$11.57*	*$11.56*	*$11.75*

Wellesley has one tax rate for all classifications: residential, commercial, industrial, and personal property. With the single-family home values increasing, the FY'22 tax rate will be reduced to $11.68/$1,000 valuation. According to the Massachusetts Department of Revenue, Division of Local Services, the property tax is "an assessment on the ownership of real and personal property. An owner's property tax is based on the assessment, which is the full and fair cash value of the property.[7]" Tax collection rates are over 99% for the past five years. The tax impact of schools is described in more detail in the Informational Section.

[4] Massachusetts General Law Ch. 59 § 21C
[5] Massachusetts Department of Revenue, Division of Local Services
[6] Town of Wellesley, Town Clerk.
[7] https://www.mass.gov/guides/massachusetts-municipal-property-taxes

Comparable Community Data

Wellesley Public Schools has, like many other public schools, emphasized the use of data to drive decision-making.

Per Pupil Expenditure (In-District Only):

The Per Pupil Expenditure (PPE) is calculated for each district based on the submission of the data contained in the End-of-Year (EOY) report. Below is a comparison of per-pupil expenditure amounts for the past five years for our comparable communities.

FY'20			FY'16		FY'17		FY'18		FY'19		FY'20	
Grades	Enr.	District	PPE	Table Rank	PPE	Table Rank	PPE	Table Rank	PPE	Table Rank	PPE	Table Rank
pk-12	4,717	Belmont	$11,951	16	$12,141	16	$12,736	16	$13,379	16	$13,843	16
pk-12	7,830	Brookline	$18,376	5	$18,981	5	$19,474	4	$19,818	7	$20,587	4
pk-8	602	Carlisle	$19,054	4	$19,757	4	$19,308	5	$20,561	4	$19,637	9
pk-8	2,105	Concord	$18,011	6	$18,187	7	$18,789	8	$20,085	6	$20,462	5
9-12	1,281	Concord Carlisle	$19,091	3	$20,069	3	$20,293	3	$21,141	3	$21,291	3
pk-12	7,212	Lexington	$16,940	10	$17,269	11	$17,759	11	$17,340	12	$18,363	11
pk-8	1,132	Lincoln	$20,964	2	$21,775	2	$22,401	2	$23,092	2	$25,024	2
9-12	1,509	Lincoln Sudbury	$16,679	11	$17,984	8	$18,876	7	$20,425	5	$19,927	7
pk-12	5,510	Natick	$13,197	14	$14,406	14	$15,366	14	$15,192	14	$15,471	14
pk-12	5,728	Needham	$15,619	12	$16,405	12	$17,212	12	$17,882	11	$18,164	12
pk-12	12,806	Newton	$17,872	7	$17,944	9	$18,458	9	$19,297	9	$19,863	8
pk-8	2,667	Sudbury	$14,861	13	$15,047	13	$15,943	13	$16,347	13	$17,244	13
pk-12	2,729	Wayland	$16,948	9	$17,695	10	$18,107	10	$18,726	10	$18,944	10
pk-12	4,882	Wellesley	$17,406	8	$18,480	6	$19,100	6	$19,734	8	$20,053	6
pk-12	2,042	Weston	$22,870	1	$23,469	1	$24,506	1	$24,972	1	$25,949	1
pk-12	4,685	Winchester	$12,653	15	$12,894	15	$13,451	15	$14,012	15	$14,559	15
		State Average[8]	*14,970*		*$15,349*		*$15,952*		*$16,576*		*$16,963*	

As this table indicates, the PPE for Wellesley is consistently in the top half of our comparable communities. These costs are driven by a competitive salary for all staff; a broad range of course offerings to support all students; successful in-district special education programs across the age 3-22 continuum; and collaboration with the Town on joint services. The rank shown above is based on the table data not statewide data. The Comparable Community Data is described in more detail in the Informational Section.

Additional comparable data can be found in other data sources, included but not limited to:

- Massachusetts Department of Elementary and Secondary Education (MA DESE)
  - Spending Comparisons: https://www.doe.mass.edu/finance/statistics/
  - Chapter 70 Program: https://www.doe.mass.edu/finance/chapter70/default.html
  - Circuit Breaker: https://www.doe.mass.edu/finance/circuitbreaker/default.html
  - Data and Accountability Data: https://www.doe.mass.edu/DataAccountability.html

- Clear Gov:
  - https://cleargov.com/massachusetts/school/wellesley

- Massachusetts Department of Revenue, Division of Local Services
  - https://www.mass.gov/orgs/division-of-local-services

[8] Source: Massachusetts Department of Elementary and Secondary Education (MA DESE) web site.

Organizational Section

WELLESLEY PUBLIC SCHOOLS
Learning • Caring • Innovating

ORGANIZATIONAL SECTION

The Organizational Section of the budget is designed to provide the reader an overview of the structure of Wellesley Public Schools as well as our vision and guiding principles. This section will review Wellesley Public Schools governance, organizational structure, partnerships, vision statement, strategic plan, account structure and budget process.

Wellesley, Massachusetts

Town

Wellesley Square

Seal

Location of Wellesley in Norfolk County, Massachusetts

Location in Massachusetts

Coordinates: 42°17'47"N 71°17'35"W

Town of Wellesley

The Town of Wellesley, incorporated in 1881, is a suburb of Boston in Norfolk County. Originally settled in the 1630's as a part of Dedham, Massachusetts.

Wellesley encompasses 10.49 square miles and is bordered on the east by Newton, on the north by Weston, on the south by Needham and Dover and on the west by Natick. The Town is located approximately 17 miles West of Boston with easy access to major routes including 128/I-95, Massachusetts Turnpike I-90, and Routes 9 and 16. In addition, commuter rail service is available in Wellesley. The Town of Wellesley has a representative Town Meeting form of government with a 5-member Select Board and an Executive Director of General Governmental Services.

Wellesley is known for possessing the second greatest concentration of residents with advanced degrees in the country. In addition to a well-regarded public-school system, Wellesley is home to four private schools: Saint John's School, Tenacre Country Day School STAR Academy, and Dana Hall School. Several higher education systems are also located within the town including Massachusetts Bay Community College, Babson College and Wellesley College.

Wellesley has 29,550[1] residents and 17,476[2] registered voters. Wellesley maintains a significant amount of open space with over 43 miles of trails, 26 of which are marked to form an interconnecting network[3]. Based on 2021 data, the average assessed residential value is $1,411,992 (2021), the per capita income was $220,432[4] and the 2021 average single-family tax bill is $16,284[5]. The bond rating for Wellesley is Aaa from Moody's (2021) and AAA from Standard and Poor's (2021).

[1] Information provided by the 2020 Federal Census.
[2] Based on the Wellesley Town Clerk Website.
[3] Information provided by the Wellesley Natural Resource Commission.
[4] Information provided by the MA Department of Revenue (2021).
[5] Information provided by the MA Department of Revenue.
Town of Wellesley picture from Wikipedia

Legal Autonomy

Wellesley Public Schools is a department of the Town of Wellesley. Since it is not an independent entity, the district does not have the authority to levy taxes, issue bonds or incur debt. In addition, surplus funds in the general fund account on June 30th are returned to the Town and may not be held by the school district as a positive fund balance.

Information about Wellesley Public Schools

Wellesley Public Schools includes one (1) pre-school, seven (7) elementary schools, one (1) middle school and one (1) high school. The pre-school, also known as the Pre-School at Wellesley Schools (PAWS) has nine (9) total classrooms with two (2) classrooms operated out of the Fiske Elementary School and (1) classroom operated out of the Bates Elementary School due to limited space in the PAWS building. In Wellesley, the grade configurations are Kindergarten through Grade 5 in the elementary schools; Grades 6 through 8 are located at the Wellesley Middle School; and Grades 9 through 12 are located at Wellesley High School. Resident elementary students are assigned to their local neighborhood school. The current school boundaries were approved by the School Committee on November 27, 2001.

As of October 1, 2021, the enrollment at the schools is:

Pre-School at Wellesley (PAWS)	94 Students
Bates Elementary (Kindergarten – Grade 5)	283 Students
Fiske Elementary (Kindergarten – Grade 5)	265 Students
Hardy Elementary (Kindergarten – Grade 5)	213 Students
Hunnewell Elementary (Kindergarten – Grade 5)	218 Students
Schofield Elementary (Kindergarten – Grade 5)	335 Students
Sprague Elementary (Kindergarten – Grade 5)	303 Students
Upham Elementary (Kindergarten – Grade 5)	165 Students
Wellesley Middle School (Grades 6 - 8)	1,008 Students
Wellesley High School (Grade 9 - 12)	1,396 Students
Sub-Total Enrollment	4,280 Students
Out of District Placements	56 Students
Total Wellesley Public Schools Enrollment	4,336 Students

In 1966, as one of the seven founding districts, Wellesley Public Schools joined the Metropolitan Council for Educational Opportunity (METCO) program. The METCO program is a voluntary desegregation program that brings approximately 155 students, grades K-12, from Boston to Wellesley.

Elementary School Attendance Zones[6]:

The Wellesley Public Schools are organized around a neighborhood school model in which students attend elementary schools that service specific geographic areas of the Town. Among the primary considerations that govern the establishment of a school attendance zone include a desire to maintain established neighborhoods, enrollment trends, travel distance, natural boundaries, safe walking routes, traffic patterns, and school capacity.

[6] School Committee Policy JC: Elementary School Attendance Zones

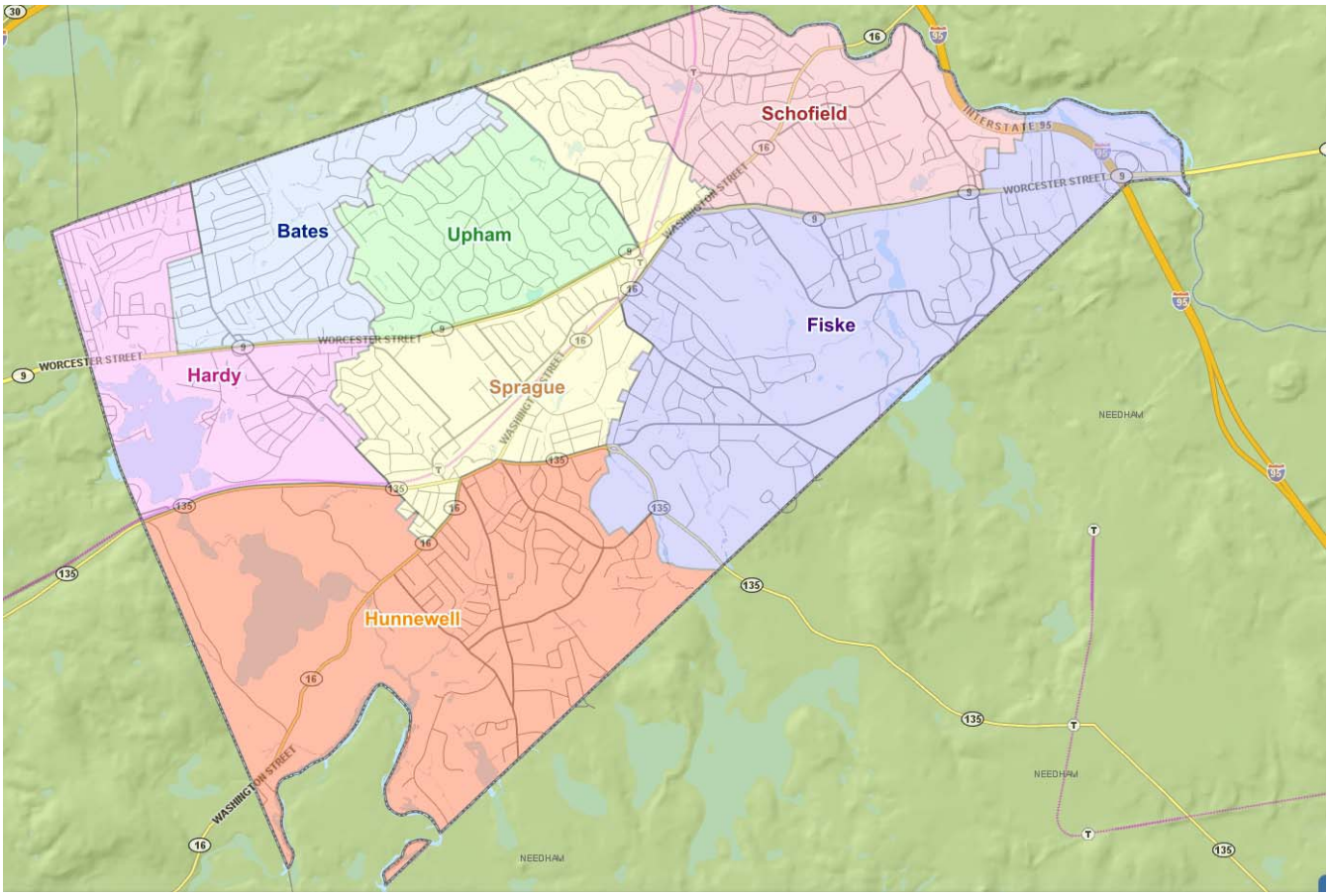

Generally, elementary students attend the school in the attendance zone in which they live unless they are participating in a program outside of their home school; are approved for open enrollment outside of their attendance zone; or are reassigned to another school due to a grade level closure.

Open Enrollment[7]

Open Enrollment is an option that allows parents to voluntarily request attendance at an elementary school other than their neighborhood school. Prior to applying for Open Enrollment, a child must be registered in the Wellesley Public Schools. Open Enrollment requests must be submitted to the District Registrar between March 1st and May 1st for the following school year.

In June 2021, the School Committee created a second Open Enrollment application process specifically for the Upham Elementary School. This Open Enrollment period was open from June 21st through August 31st with a desire to attract students to Upham to increase class sizes. Two (2) students applied with one withdrawing before moving to Upham.

Wellesley Middle School:

Students from the seven (7) elementary schools enter the Wellesley Middle School (WMS) at sixth grade. To provide a challenging learning atmosphere, Wellesley Middle School attempts to meet the individual differences in student skills, interests, backgrounds, and rates of learning. Teachers have a variety of ways to work with the range of skill levels within a class. Attention is especially given to the changing needs of students during the

[7] School Committee Policy JG: Policy on WPS Student Enrollment and School Assignment

middle school years. Ensuring that the transition from elementary to high school is challenging yet secure is the focus of our grouping practice. Consequently, grouping practices vary at each grade level.

Grade 6	Grade 7	Grade 8
Students are members of a homeroom class that is part of a four-teacher "house." A typical house ranges in size between 44 to 92 students. Students stay with their homerooms for math, science, English, and social studies. All World Languages classes are taught outside of the house structure.	Students are members of a homeroom class that is part of a four-teacher "cluster." A full cluster is comprised of approximately 44 to 92 students. Students intermix in their clusters for math, science, English, and social studies. All World Language classes are taught outside of the cluster structure.	Students are members of a homeroom class that is part of a four-teacher "team." A full team is comprised of approximately 92 students. Students intermix in their teams for math, science, English, and social studies. Math classes are leveled within the teams. All World Language classes are taught outside of the team structure.

Wellesley High School:

The Wellesley High School (WHS) is organized into a three-house model. The three houses are named: Bradford House, Phillips House, and Perrin House – each name has a historical connection to the Town of Wellesley.

Each house has one (1) Assistant Principal, one (1) Administrative Assistant, 2-3 School Guidance Counselors, and one (1) Adjustment Counselor. Students are assigned alphabetically to a House ensuring a family will stay in the house for all four years at Wellesley High with a core staff to support them.

Wellesley School Committee

The School Committee is a legislative body comprised of five members elected to three-year terms. All members serve without compensation. The School Committee has the power to select and to evaluate the superintendent, review and approve the budget, and establish educational goals and policies for the schools in the district consistent with the requirements of law and statewide goals and standards established by the board of education.

School Committee Members	
Catherine Mirick, Chair (2020-2023)	Linda Chow, Vice Chair (2021-2024)
Leda Eizenberg, Secretary (2021-2024)	Melissa Martin, Member (2020-2023)
Jim Roberti, Member (2019-2022)	

Student Advisory Committee:

Abraham Budson-McQuilken Rachel White

Generally, meetings are held on every other Tuesday in the Felix R. Juliani Meeting Room at Wellesley Town Hall. During the pandemic, all School Committee meetings have been held virtually and broadcast live by Wellesley Media Center. Meetings are posted on the Town of Wellesley Meeting Calendar.

The School Committee has regular office hours which provide the community an opportunity to engage with one or two members of the Committee monthly. The meeting schedule is available on the Wellesley Public Schools website under *School Committee*. Any community members who wish to engage with the Committee but cannot attend office hours are encouraged to participate in Citizens Speak at a future meeting or email the Committee at school_committee@wellesleyps.org.

Central Office Administration

The Central Office Administration includes the Superintendent and six (6) administrators with district-wide responsibilities.

Superintendent:
Dr. David Lussier
lussierd@wellesleyps.org

Assistant Superintendent of Teaching and Learning:
Sandra A. Trach
trachs@wellesleyps.org

Assistant Superintendent for Finance and Operations:
Cynthia D. Mahr
cmahr@wellesleyma.gov

Director of Student Services:
Sarah Orlov
orlovs@wellesleyps.org

Director of Technology:
Kathleen Dooley
dooleyk@wellesleyps.org

Director of Human Resources:
Monica Visco
viscom@wellesleyps.org

Director of Diversity, Equity, and Inclusion:
Dr. Charmie Curry
curryc@wellesleyps.org

As a municipal school district, we have several shared services with various Town Departments. These include:

- School Crossing Guards – Police Department
- Benefit Administration – Human Resource Department
- Property and Liability Insurance and Risk Management – Financial Services
- Facilities Maintenance and Custodial Services – Facilities Management Department (FMD)
- Banking Services – Treasurer's Office

- Health Inspections (Kitchens) – Board of Health
- Playground maintenance/replacement – Department of Public Works
- Athletic Fields - Natural Resource Commission

Below is the current organizational chart for the Wellesley Public Schools.

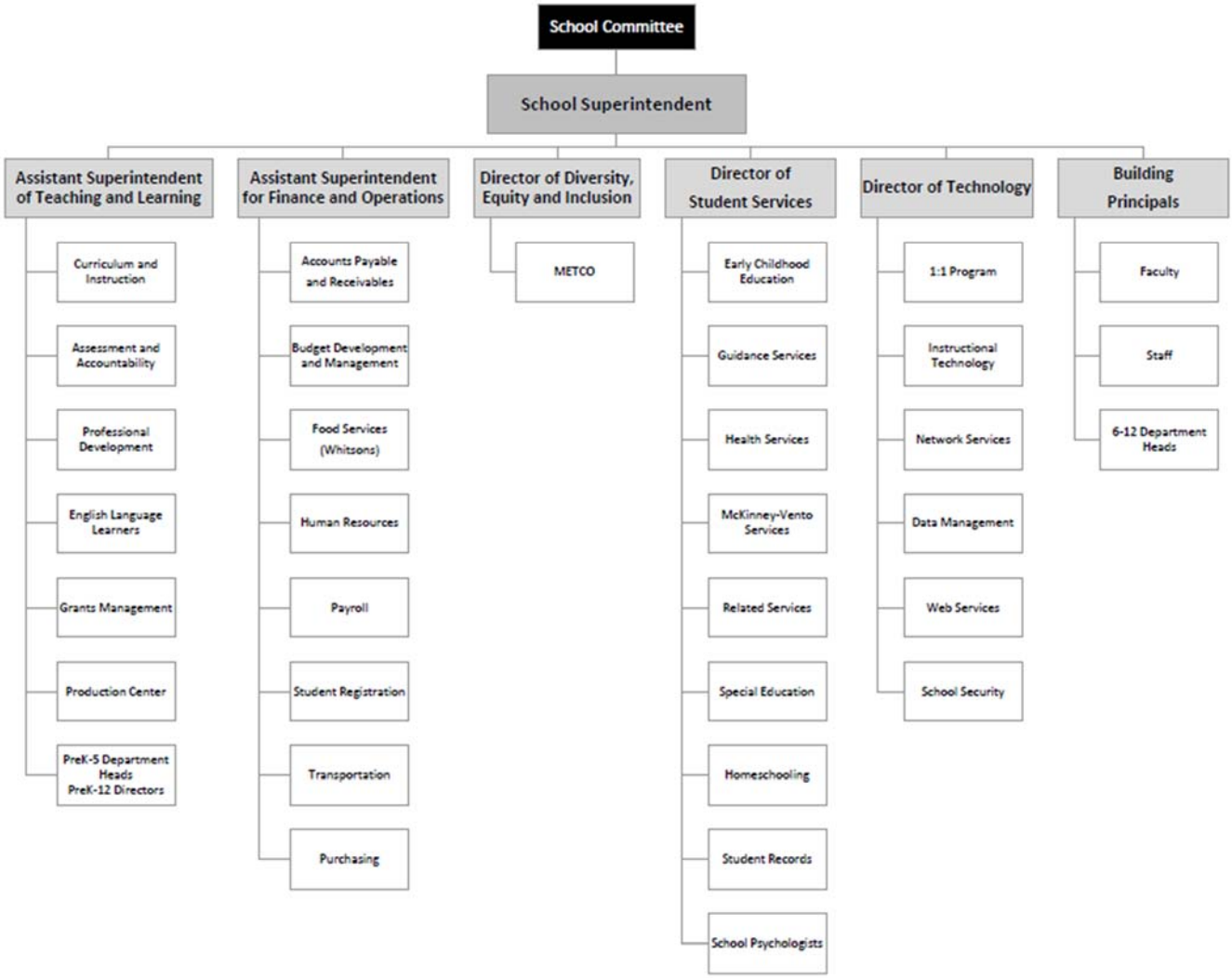

District Leadership

In addition to the Central Office Administration team, the District Leadership team includes Principals, Assistant Principals, Department Heads and Directors. Below is a listing of the District Leaders:

Building Principals:

Katharine Lee Bates Elementary School	Toni Jolley
John E. Fiske Elementary School	Rachel McGregor
John D. Hardy Elementary School	Grant Smith
Horatio H. Hunnewell Elementary School	Ellen Quirk
Orth L. Schofield Elementary School	Gerardo Martinez
Isaac Sprague Elementary School	Leigh Petrowsky

Ernest F. Upham Elementary School	Jeffery Dees
Wellesley Middle School	Dr. Mark Ito
Wellesley High School	Dr. Jamie Chisum

Assistant Principals:

Wellesley Middle School	George Benzie (Interim)
Wellesley Middle School	Cathi Gordon
Wellesley High School – Bradford House	Sarah Matloff
Wellesley High School – Perrin House	Collin Shattuck
Wellesley High School – Phillips House	Andrew Kelton

Elementary (PreK – Grade 5) Department Heads:

PreK-5 Mathematics	Jennifer MacPherson
PreK-5 English Language Arts & Social Studies	Jennifer Friedman
PreK-5 Science & Engineering	Carolyn Collins
K-5 World Language (Spanish)	Barbara Barnett
K-5 Special Education (Fiske, Hunnewell, Upham)	Kristen Stacy
K-5 Special Education (Bates, Hardy, Schofield, Sprague)	Astrid Mazariegos

Middle (Grades 6 – 8) & High School (Grades 9 – 12) Department Heads:

6-12 World Languages	Timothy Eagan
6-8 English Language Arts	Ehrin Johnson (Interim)
6-8 Mathematics	Elizabeth Gentes
6-8 Science & Engineering	Kate Morton
6-8 Social Studies	Adam Blumer
6-8 Special Education	Cristina Malinn
9-12 English Language Arts	John Finneron
9-12 Mathematics	Elisa Morris
9-12 Science & Engineering	Nora Wilkins
9-12 Social Studies	Michael Reidy
9-12 Special Education	Greg Beaupre

Directors:

Director of Accounting and Business Services	Wen Cobb
Director of English Language Learners	Dr. Jorge Allen
Director of Fitness and Health	Joanne Grant
Director of Libraries and Innovation	Toni Carlson
Director of METCO	Cynthia Russell
Director of Nursing Services	Ashley Hulme
Director of Performing Arts	Michael LaCava
Director of Preschool at Wellesley Schools (PAWS)	Rebecca Zieminski
Director of Professional Development	Chelsea Bailow
Director of Transportation	Deane McGoldrick
Director of Visual Arts	Thom Carter

Wellesley Public Schools Strategic Plan

Our Mission

The Wellesley Public Schools (WPS) exists to provide a high quality, comprehensive educational experience that supports each student's academic, social and emotional development and prepares them to be global citizens who are college, career, and life ready.

Our Core Values

- Academic Excellence
- Commitment to Community
- Respect for Human Differences
- Cooperative & Caring Relationships

Our Vision

Wellesley Public Schools aspires to be a world-class school system that develops the heads, hearts, and hands of its students and inspires them to be the critical thinkers, problem-solvers, artists, and innovators who make contributions to their communities, our nation, and the world.

Theory of Action

IF we maximize professional collaboration and development opportunities for educators that focus on meeting the individual learning needs of students, and IF we enhance the curriculum to incorporate essential skills for the 21st century, THEN we will provide a rich learning environment that prepares all students to be college, career, and life ready.

Strategic Goals

1. Increase the achievement of all students by providing rigorous, relevant, and engaging learning experiences.
2. Eliminate achievement gaps by ensuring equal access to rigorous curriculum and instruction, closely monitoring individual student progress, and attending to the social and emotional needs of all students.
3. Prepare all students to be ready for college, career, and life in a global economy.
4. Maintain a focus on recruiting, developing, and retaining exemplary educators and leveraging their expertise throughout the district.

Strategies and Initiatives

Focus on every child, in every classroom, every day: Support an approach to teaching and learning that is responsive to each student's academic, social, and emotional needs

- Develop targeted instructional responses to close the achievement gap
- Expand differentiated learning support
- Develop district-wide assessment strategy
- Implement house model at WHS
- Strengthen early childhood education
- Increase support for transitional years

Invest in our educators: Sustain the high quality of our teachers and administrators by maximizing opportunities for professional development and collaboration, while also increasing diversity

- Maximize professional collaboration through the development & support of Professional Learning Communities

- Enhance recruiting, mentoring & induction efforts
- Further develop new educator appraisal system
- Maintain competitive salary levels
- Create leadership development program

Provide broad-based learning opportunities as part of a world-class public-school system: Further enhance the curriculum by including 21st century skills, and strengthening and expanding science, technology, engineering, mathematics (STEM) and World Language Offerings.

- Integrate key curricular inputs, including Common Core, 21st Century skills, and interdisciplinary approaches
- Strengthen & expand district STEM offerings
- Implement K-12 World Language program
- Expand experiential learning opportunities at every grade level
- Establish external partnerships for further content enrichment

Wellesley Public Schools District Priorities

Priority One: Social and emotional learning: Develop a school and district approach to social and emotional learning (SEL) integrated into core curricular areas.

FY'23 Voted Budget Item	FTE	Amount	Source
School Adjustment Counselors	5.40 FTE	$511,772	General/Grant Funds
WMS School Psychologist	0.40 FTE	$30,502	General Fund

Priority Two: Tiered systems of support: Develop and refine a tiered system of instructional supports PreK-12 so all students are appropriately challenged and experience continuous growth.

FY'23 Voted Budget Item	FTE	Amount	Source
Pre-School at Wellesley 9th Classroom	0.22 FTE	$18,534	General Fund
Elementary Building Teaching Assist.	6.00 FTE	$210,293	General Fund
Elem. Math Coaching Institute PD	N/A	$29,890	Grant Funds
Elementary Fluency Software	N/A	$25,605	General Fund
WMS Student Supervisor	1.00 FTE	$42,647	General Fund
WMS Common Assessment Devel.	N/A	$6,604	Grant Funds

Priority Three: 21st Century learning: Refine and expand opportunities PreK-12 for students to engage in creative, authentic, and collaborative learning experiences that inspire curiosity, encourage innovation, and engage students' imagination.

FY'23 Voted Budget Item	FTE	Amount	Source
Pre-School at Wellesley Team Chair	0.60 FTE	$45,752	General Fund
Elementary Math Instruction	2.10 FTE	$421,966	General Fund
Elementary Newsela Subscription	N/A	$4,900	General Fund
WMS Math Enhancements	N/A	$7,644	General Fund
WMS English Department PD	N/A	$6,200	Grant Funds
WHS Makerspace/Design Thinking	0.20 FTE	$23,251	General Fund
WHS FIRST Robotics Club Materials	N/A	$13,260	General Fund
WHS Dance (Fitness/Health Course)	0.20 FTE	$15,251	General Fund

Priority Four: Diversity, Equity, and Inclusion**:** Establish and implement a coordinated, district-wide approach around cultural proficiency and inclusiveness that promotes a deeper understanding of and commitment to the strengths of diversity.

FY'23 Voted Budget Item	FTE	Amount	Source
Eliminate Student Activity Fees	N/A	$39,375	General Fund
Eliminate Visual Art Fees	N/A	$41,250	General Fund
Reduce Optional Bus Transportation	N/A	$17,850	General Fund

A FY'23 budget request included increasing the number of METCO Instructional Coordinators at the High School from 0.50 FTE to 1.5 FTEs. During the budget development phase, the state announced an increase in the METCO grant for FY'22. With this unexpected increase, the district was able to move forward immediately with the requested staff increase.

Profile of a Graduate

Wellesley Public Schools partnered with EdLeader21 a national organization focused on transforming educational opportunities for students through its mission to develop 21st Century skills. An important starting point in this work is for districts to develop a "Profile of a Graduate" (POG) that clearly defines the trajectory for all students PreK-12.

Working with EdLeader 21 CEO, Ken Kay, Wellesley Public Schools developed its own Profile of a Graduate in 2017-2018. This Profile has served as the foundation for the WPS Strategic Plan.

Wellesley's Profile of a Graduate: *Wellesley Public Schools aspires to be a school system that develops the heads, hearts, and hands of its students by inspiring them to:*

- *Think Critically & Solve Problems*
- *Create & Innovate*
- *Engage Locally & Globally*
- *Communicate & Collaborate*
- *Respect Human Differences & Challenge Inequities*
- *Attend to their Physical, Social & Emotional Health*

The Profile of a Graduate developed by Wellesley will be the basis on which our next Strategic Plan is developed.

Partner Organizations

English Learner Parent Advisory Council

Wellesley's English Learner (EL) program provides equitable access to all facets of the school system and assures all English Learner students are seamlessly integrated as members of the Wellesley learning community. Wellesley Public Schools has an active Parent Advisory Council for parents of English Language Learners.

Friends of Wellesley METCO (FWMI)

The METCO (Metropolitan Council for Educational Opportunity) program offers minority students from Boston a high-quality education and Wellesley students a more diverse learning environment. FWMI is a charitable, all volunteer organization comprised of parents, Wellesley Public School educators and Wellesley community members who are committed to helping Wellesley's Boston students make the most of the educational

opportunities provided by the program. More broadly, FWMI seeks to promote greater understanding between Boston and Wellesley families and the communities in which they live.

Wellesley Community Children's Center (WCCC)

The Wellesley Community Children's Center (WCCC) was founded in 1971 by a group of Wellesley residents who saw the need for quality childcare. The goal remains to provide the best possible programming for children and families. WCCC's After School Programs are open to children enrolled in the Wellesley Public Schools and are present in all the schools except Upham.

Wellesley Education Foundation (WEF)

Through events such as the annual WEF Spelling Bee, See Yourself in STEM, and charitable giving programs like Red Apple teacher recognitions, WEF harnesses the generosity of the greater Wellesley community to drive student curiosity and teacher creativity, fostering a genuine love of learning for all. For over 30 years, WEF has underwritten grants to educators that further innovation and excellence in the schools. With the loyal support of donors and volunteers, over $2M has been awarded in the last 10 years to sponsor programs and initiatives that inspire the love of learning in the Wellesley Public Schools.

Wellesley Parent Advisory Council (WPAC)

The Wellesley Parent Advisory Council (WPAC) is an all-volunteer, non-profit organization of parents, and caregivers of children with disabilities from age 3 to age 22 attending Wellesley public schools and private school settings. The purpose of the WPAC is to support families whose children receive special education services. WPAC works with the Wellesley Public School Administrators and town committees to help kids on Individualized Education Programs (IEPs) have a positive learning experience. Wellesley PAC provides general information through meetings, lectures, and online resources. Members support each other by offering ideas and guidance.

Wellesley Parents of Performing Students (POPS)

The purpose of POPS is to foster, encourage and support the many aspects of performing arts education in the Wellesley Public schools; to enrich the scope of student involvement; and to stimulate broad community interest in Performing Arts programs. Membership is open to all parents and/or guardians of children who are enrolled in the Wellesley Public Schools. Wellesley POPS, Inc. is a 501(c)(3) tax-exempt organization.

Wellesley Parents Supporting Art Students (PSAS)

Wellesley Parents Supporting Art Students (PSAS) organization is dedicated to support students who are interested in participating in the fine arts and visual arts in the Wellesley Public Schools and to support and assist faculty with the goals of nurturing students who want to explore the fine arts and visual arts.

Wellesley Parent Teacher Student Organizations (PTO/PTSO)

Each school has a Parent Teacher Student Organization who support and enhance the educational experiences of students by providing an organization through which the PTO/PTSO can work cooperatively and provide financial support for educational programs outside the school's annual budget.

Wellesley Public Media

Wellesley Public Media is the local access cable station. An independently operated non-profit, Wellesley Public Media is committed to providing programming that serves the interests and needs of Wellesley. Airing on Comcast channel 9 and on Verizon channel 39.

Wellesley Scholarship Foundation (WSF)

The Wellesley Scholarship Foundation's (WSF's) goal is to ensure that every Wellesley youth can pursue his or her dream of a college education. The Foundation's primary focus is upon need-based scholarships.

World of Wellesley (WOW)

Dedicated to making Wellesley a welcoming community where diversity is celebrated. In partnership with local institutions and organizations, WOW organizes events, projects, and programs that emphasize the value in exploring the many cultures, religions, and ways of life.

Fiscal Year 2023 Budget Guidelines

The following general guidance is meant to assist the Wellesley Public Schools administration in preparing the budget for fiscal year 2023. After discussion related to the Town's financial limitations, School Committee has directed the administration to prepare two separate operating budgets. The first will represent a 2.75% increase over the FY'22 budget. The second will represent a "level service" budget. The Committee would also like to see how the district will advance its strategic priorities.

The Committee would like to see items identified in each of these budgets that are part of either pandemic recovery and/or components of the Strategic Plan.

On November 16, 2021, the School Committee voted the Operating Budget Guidance for FY'23:

The Committee will strive to develop a budget at guideline while balancing the expectations of the community to provide an educational system that meets our core values of Academic Excellence, Cooperative and Caring Relationships, Respect for Human Differences and Commitment to Community. In the creation of the FY23 budget, the Committee places priority on the following objectives:

- Expectation that pandemic recovery will continue into at least FY23.
- Highlight district-level investments in Diversity, Equity, and Inclusion.
- Meeting legal mandates.
- Supporting the achievement of our system goals, including the renewal of the WPS Strategic Plan.
- Offering appropriate general and special education programs and services and structuring the budget to insulate general education programs from the potential variability in special education expenses and revenue.
- Supporting enrollment increases and/or decreases by maintaining class size guidelines and student options accordingly.
- Providing competitive compensation and programming to support the recruitment, hiring, retention and development of quality professional and other instructional and administrative staff.
- Providing adequate supplies and equipment to support the educational program.
- Diligently searching for cost savings that can be realized without adversely affecting delivery of the educational program.
- Reducing or eliminating fees charged to families for curricular, co-curricular and extracurricular activities.

Key Factors Affecting the FY'23 Budget

There are several key factors affecting the FY'23 budget. These include:

- The five collective bargaining agreements[8] for the school department expire at the end of June 2022. All anticipated collective bargaining related expenses are funded in the budget. Base salary adjustments and anticipated cost-of-living adjustments (COLAs) are included in FY'23. In addition, all employees who are not on top step, advance one step annually. Below is a summary of the steps each bargaining unit has, number of full-time equivalents (FTEs) and percent of FTEs at top step (FY'22 data as of November 9, 2021):

Unit	Number of Steps in Salary Table	Full-Time Equivalents (FTEs)	Percent of Employees at Top Step[9]
WEA (Unit A)	16	525.95	57.85%
WEA (Unit B)	9	36.00	80.56%
WEA (Unit C) Teaching Assistant	6	127.30	48.70%
WEA (Unit C) Paraprofessionals	5	76.38	65.96%
WEA (Unit C) Nurse Paraprofessionals	1	1.00	100.00%
WEA (Unit D)	7	32.00	88.13%
WEA (Unit E)	10	10.00	50.00%

- Health insurance costs continue to be challenging to most municipalities including Wellesley. The Town of Wellesley is a member of a municipal joint purchase group – West Suburban Health Group[10] (WSHG). Through WSHG, Wellesley offers two different types of health plans to benefit eligible employees: a Benchmark plan and a High Deductible Health Plan. The Town of Wellesley will set up a Health Savings Account[11] (HSA) for any benefit eligible employee who enrolls in a High Deductible Health Plan (HDHP) during the FY'22 Open Enrollment period. The Town contributes $1,000 into an HSA for each benefit eligible Town employee selecting an individual HDHP and $2,000 into an HSA for each benefit eligible Town employee selecting a family HDHP.

  In developing the FY'23 budget, the Town has requested all Town Departments budget an amount to cover the Town's initial costs of employee health benefits for all benefit eligible positions. For the School Department, the budgeted amounts are $20,000 for each benefit eligible professional staff member and $7,500 for each benefit eligible non-professional staff member. The Town's Department of Human

[8] The five school unions include: Wellesley Educator's Association (WEA) Unit A: Teachers and Nurses; Wellesley Educator's Association (WEA) Unit B: Administrators; Wellesley Educator's Association (WEA) Unit C: Teaching Assistants and Paraprofessionals; Wellesley Educator's Association (WEA) Unit D; and Wellesley Educator's Association (WEA) Unit E.
[9] Data as of November 9, 2021.
[10] The West Suburban Health Group (WSHG) is a municipal joint purchase group organized under Mass. General Laws Chapter 32B, §12. The WSHG became operational on July 1, 1990, for the joint negotiation and purchase of health benefits for employees, retirees, and their families. The WSHG's joint purchase agreement has been signed by eleven (11) participating governmental employers (Participating Governmental Units) located in the metro west area (area west and south of Boston).
[11] A Health Savings Account (HSA) is a tax-advantaged medical savings account that individuals who enroll in a high-deductible health plan (HDHP) are eligible for. The funds contributed to an HSA are not subject to federal income tax at the time of deposit and HSA funds roll over and accumulate year to year if they are not spent. HSAs are owned by the employee and are portable.

Resources is responsible for budgeting for all health benefits in subsequent years.

- As described in the Town's Comprehensive Annual Financial Report (CAFR) for year ending June 30, 2020, the Town maintains a single employer defined benefit healthcare plan ("The Other Postemployment Benefit Plan"). The plan provides lifetime healthcare and life insurance for eligible retirees and their spouses. Chapter 32B of the Massachusetts General Law (MGL) assigns authority to establish and amend benefit provisions of the plan. The plan provides the benefits by participating in the West Suburban Health Group. Benefit provisions are negotiated between the Town and the unions representing Town employees and are renegotiated each bargaining period. The plan also pays 50% of the retiree life insurance premiums. The Town adopted MGL, Chapter 32B, Section 18 in April 2006, requiring all Medicare-eligible retirees to enroll in a Medicare supplement plan. The effects of this adoption have been included in the determination of Other Postemployee Benefits (OPEB) liabilities by the Town's actuary.

  As of June 30, 2020, the Town has recognized a net other postemployment benefits (OPEB) liability in the amount of $52.4 million (59.51% attributable to the school department) in accordance with the provisions of GASB Statement No.75. During 2020, the Town transferred $3.6 million of pre-funding contributions to the OPEB Trust fund. The assets set aside in trust for future benefits amounted to $75.0 million at year end. As of June 30, 2020, the ratio of the Plan's Fiduciary Net Position to the Total OPEB Liability (funded ratio) is 59.40% (determined under GASB Statement No. 74). (Town of Wellesley Budget)

- As described in the Town's Comprehensive Annual Financial Report (CAFR) for year ending June 30, 2020, the Town is a member of the Wellesley Contributory Retirement System (WCRS), a cost-sharing multiple employer defined benefit pension plan covering eligible employees of its 2 member units (the Town and the Wellesley Housing Authority). The system is administered by five board members (Board) on behalf of all current employees and retirees except for current teachers and retired teachers. Chapter 32 of the MGL assigns authority to establish and amend benefit provisions of the plan. The system is a component unit and is reported as a pension trust fund in the fiduciary fund financial statements. The Town is a member of the Massachusetts Teachers' Retirement System (MTRS), a cost-sharing multiemployer defined benefit plan. MTRS is managed by the Commonwealth of Massachusetts (Commonwealth) on behalf of municipal teachers and municipal teacher retirees. The Commonwealth is a non-employer contributor and is responsible for 100% of the contributions and future benefit requirements of the MTRS. The MTRS covers certified teachers and administrators.

Basis of Accounting

Wellesley Public Schools utilizes a modified accrual method of accounting. Modified accrual accounting recognizes revenues when they become available and measurable. Measurable means that the amount can be reasonably estimated. Available means that the revenues collected during the current year or soon thereafter are accessible to pay current liabilities. Expenditures are recorded when the liabilities are incurred. An encumbrance is a commitment of funds for contracts not yet performed or goods not yet received. An encumbrance is created when a contract is signed or a purchase order is issued. At year end, the purchase order is recorded as a reservation to fund balance. Although not considered to be Generally Accepted Accounting Procedures (GAAP) expenditures, encumbrances are treated as expenditures on a budgetary basis of accounting.[12]

[12] Massachusetts Department of Elementary and Secondary Education, End-of-Year Financial Reporting Instructions: Introduction.

School Department Funds

Wellesley utilizes fund accounting as a means of organizing the financial records into multiple, segregated locations. A fund is a distinct entity within the municipal government in which financial resources and activity (assets, liabilities, fund balances, revenues, and expenditures) are accounted for independently in accordance with specific regulations, restrictions or limitations. There are four main funding sources for the Wellesley Public Schools: General Fund, Grant Funds, Revolving Funds and Capital Funds.

- *General Fund* revenue is derived from three sources: local property taxes, state education aid (Chapter 70), and budgeted offsets. Chapter 70 refers to the school funding formula created through the Student Opportunity Act. In November 2019, the Massachusetts State Legislature passed an Act Relative to Educational Opportunity for Students, commonly known as the Student Opportunity Act (SOA). The Act makes significant changes to the Chapter 70 formula, previously updated in 1993 through the passage of the Education Reform Act. The Act establishes new, higher foundation budget rates in five areas: benefits and fixed charges, guidance and psychological services, special education out of district tuition, English learners, and low-income students, all to be phased in over a seven-year period (FY'22-FY'29). In Wellesley, Chapter 70 funds account for $9,407,484 or 11.39% of the total FY'22 budget. Local property taxes are our primary funding source and account for $68.226 million or 82.66% of the total FY'22 budget. With the reliance of local property taxes, the School Committee and School Administration are mindful in developing a budget that is fiscally responsible as indicated by the annual Budget Guidelines. The expenses charged to the General Fund are the core educational costs including administrator, teacher, and staff salaries; instructional materials; textbooks and library materials; special education; math and literacy support; transportation; and professional development.

    - *Cash Capital* are budgeted general fund revenues dedicated to smaller equipment or maintenance projects. In FY'23, the Select Board has set aside $6.7M for all cash capital projects. The Town's budget preparation manual includes a definition that the threshold for cash capital items is $10,000. The schools cash capital account funds new and replacement information technology. When resources allow, the district will also use cash capital funds to replace furniture, fixtures, and equipment (FF&E).

- *Grant Funds* are awarded in one of five methods: entitlement, allocation, continuation, other non-competitive and competitive processes and must be used for their stated purpose. There are three main sources of grant funds: Federal, State and Private. Examples of these funds include:
  Federal: Title I, Title IIA, Title III, Title IV
  State: Metropolitan Council for Educational Opportunity (METCO)
  Private: Wellesley Education Foundation (WEF)

- *Revolving Funds* allow the district to raise revenues from a specific service and use those revenues, without further appropriation, to support the service. There are several revolving funds including, but not limited to:
  Food Services (sales and costs associated with providing healthy, nutritious meals to students);
  Athletics (athletic fees and gate receipts used to offset the cost of the athletic program);
  Performing Arts (ticket sales used to offset the cost of the performances);
  Facility Rental (revenue and expenses related to the rental of school buildings);
  Pre-School (typically developing student tuition fees used to offset their program costs); and
  Guidance (revenue and expenses related to College Board testing).

- *Capital Fund* revenue comes from borrowing or direct outlay for capital or fixed asset improvements. Capital funds are project specific and require Town Meeting authorization. As mentioned earlier, the school district has no legal authority to issue bonds. All capital projects are part of the Town's Capital Budget within the Facilities Management Department (FMD).

Classification of Revenues and Expenditures

Wellesley Public Schools classification of revenue adheres to the requirement of the Massachusetts Department of Elementary and Secondary Education (MA DESE). Revenues are tracked by funding source through separate funds. Revenues are classified as:

- State Aid (Chapter 70, Circuit Breaker, Charter Tuition, and Massachusetts School Building Assistance – MSBA);
- Federal Grants (Massachusetts Department of Elementary and Secondary Education and Other);
- State Grants (Massachusetts Department of Elementary and Secondary Education and Other);
- Private Grants (Wellesley Education Foundation, Parent-Teacher Organization); and
- Revolving and Special Funds (School Lunch, Athletic, Pre-School, etc.)

The classification of expenditures allows for tracking expenses by location, program and expense type as defined by the State of Massachusetts and implemented by the Town of Wellesley. The Massachusetts Department of Elementary and Secondary Education (MA DESE) requires all school districts to maintain an account structure that, "provides school and instructional expenditure information with greater specificity for accountability purposes beginning in fiscal year 2002[13]" Wellesley's chart of account incorporates the DESE account codes.

Wellesley General Fund Structure
The Wellesley Public Schools chart of accounts includes the following segments:

Fund	Function	Department	Finance Type	DOE Function	Location	Program	Approver	Object	Project
4 Digits	1 Digit	3 Digits	1 Digit	4 Digits	2 Digits	3 Digits	2 Digits	6 Digits	5 Digits

The sequence of the General Fund accounts is as follows:

Organization Code			Object Code
Organization	Location	Program	
3 Digits	2 Digits	3 Digits	6 Digits

Organization Code:
This three-digit code designates the major category of expenditures. There are a few codes that tend to mirror the sequence in the budget book:

131	Salary	132	Expenses	133	Central Office

[13] Massachusetts Department of Elementary and Secondary Education (DESE) website (Accounting and Auditing)

134	Operational	136	Special Education

Location:

The two-digit code designates the location (building and/or program) of the expense. There are a few codes and include:

10	Pre-School	11	Bates School	12	Fiske School	13	Hardy School
14	Hunnewell School	15	Sprague School	16	Schofield School	17	Upham School
19	All Elementary	21	Middle School	31	High School	36	Non-Public (In-Town)
37	Public (Out of Town)	38	Non-Public (Out of Town)	39	District Wide		

Program:

The three-digit code designates the program (grade and/or program) of the expense. There are many codes and include (but not limited to):

310	District Admin.	320	Principal	325	Library/Media	330	Prof. Develop.
340	English Lang. Art	341	Social Studies	342	Mathematics	343	Science

Object Code:

The six-digit code designates the type of expense. There are many codes and include (but not limited to):

511150	Teacher Salary	511210	Nurse Salaries	511260	Paraprofessional Sal.
511320	Secretarial Salary	542010	Office Supplies	542060	Software
553010	Textbooks	553040	Instructional Mat.		

Wellesley Grant and Special Revenue Fund Structure

The account structure allows the district to break out expenses in a variety of ways to compare and contrast spending trends and provide a clear breakout of actual and anticipated spending.

The sequence of the Grant Fund accounts is as follows:

Organization Code			Object Code	Project Code
Fund	School Identifier	Grant Identifier		
2 Digits	32	4 Digits	6 Digits	5 Digits

School Grant Fund:

In Wellesley, the organization code remains constant year to year. Appropriate object codes are added based on the classification of expenses. The project codes designate the location and fiscal year of the expense.

Fund Type:

The fund designates the source of funds. These include:

0025	State Grant	0026	Federal Grant	0028	Revolving Funds
0029	Other Special Rev.				

Grant Identifier:

Each grant is assigned a four-digit code that identifies the title of the grant. These include:

6991	Spec. Ed. IDEA	6275	METCO	6290	EC Spec. Ed.	6995	Title IA
6987	Title IIA	6891	Title IIIA	6988	Title IVA		

Object Codes:
The object codes described in the General Fund section are the same used by the Grant Funds.

Project Code:
The five-digit code designates the fiscal year, location and /or purpose. There are many codes and include (but not limited to):

31122	Bates FY'22	31222	Fiske FY'22	31322	Hardy FY'22
31422	Hunnewell FY'22	31522	Sprague FY'22	31622	Schofield FY'22
31722	Upham FY'22	32122	WMS FY'22	33122	WHS FY'22
33922	Districtwide FY'22	31022	Pre-School FY'22		

The Grant Fund account structure allows the district to break out expenses by fiscal year, funding source and expense type. The revolving fund account structure mirrors the grant structure except the fund code would either start with "28" or "29".

The district has included the Massachusetts Department of Elementary and Secondary Education (MA DESE) chart of accounts in the long sequence. The segment "DESE Function" allows the district to convert the local account structure to the MA DESE expenditure classification system. Expenditures are classified by MA DESE as:

- *1000: District Leadership & Administration*

1110: School Committee	1230: Other District –Wide Administration	1430: Legal Service for School Committee
1210: Superintendent	1410: Business and Finance	1435: Legal Settlements
1220: Assistant Superintendent	1420: Human Resources and Benefits	1450: Administrative Info. Tech.

- *2000: Instructional Services*

2110: Curriculum Directors	2330: All Non-Clerical Paraprofessionals	2420: Instructional Equipment
2120: Department Heads	2340: Librarians and Media Center	2430: General Classroom Supplies
2130: IT Leadership/Training	2351: Prof. Dev. Leadership	2440: Other Instructional Services
2210: School Leadership	2352: Instructional Coaches	2451: Classroom Instructional Technology
2250: Building Technology	2354: Substitutes for Coaches	2453: Other Instructional Hardware
2305: Teachers, Classroom	2356: Instructional Staff PD	2455: Instructional Software
2320: Medical/Therapeutic Svcs.	2358: Outside PD Providers	2710: Guidance and Adj. Counselors
2324: Substitutes: Long Term	2410: Textbooks and Related Software	2720: Testing and Assessment
2325: Substitute Teachers	2415: Other Instructional Materials	2800: Psychological Services

- *3000: Other School Activities*

3100: Attendance and Parent	3400: Food Services	3520: Other Student Activities
3200: Medical/Health Svc.	3510: Athletics	3600: School Security
3300: Transportation Svcs.		

- *4000: Operation and Maintenance of Plant*

4110: Custodial Services	4220: Maintenance of Buildings	4300: Extraordinary Maintenance
4120: Heating of Buildings	4225: Building Security Services	4400: Networking and Telecommunications
4130: Utility Services	4230: Maintenance of Equipment	4450: Technology Maintenance

4210: Maintenance of Grounds

- *5000: Fixed Charges*
  5100/5200: Employee Benefits
  5300/5400/5500: Rental Lease, Interest & Other Fixed Charges

- *6000: Community Service*
  6200: Civic Activities
  6300: Recreation
  6800: Health Non-Public Schools
  6900: Transportation Non-Public

- *7000: Acquisition, Improvement and Replacement of Fixed Assets*
  7100/7200: Purchase of Land/Bldg.
  7300/7400: Equipment
  7350: Capital Technology
  7500/7600: Motor Vehicles

- *8000: Debt Retirement and Service*
  8100: Debt Retirement/Sch. Const.
  8200: Debt Service/Sch. Constr.
  8400/8600: Debt Service/Educ. & Other

- *9000: Programs with Other School Districts*
  9100: Tuition to Mass. Schools
  9110: School Choice Tuition
  9120: Tuition to Comm. Charter
  9125: Tuition to Horace Mann
  9200: Tuition to Out of State Sch.
  9300: Tuition to Non-Public Schools
  9400: Tuition to Collaborative

Most functions are sub-divided into the following categories:

Professional Salaries (01)
Clerical Salaries (02)
Other Salaries (03)
Contracted Services (04)
Supplies and Materials (05)
Other Expenses (06)

Regular Education
Special Education
Unclassified

The MA DESE classification code represents the main code. There are times that a single local object code is broken across multiple MA DESE codes. When this occurs, the district provides a crosswalk to the auditors.

Fund Balance Restrictions

The Massachusetts Department of Revenue, Division of Local Services (DLS), in collaboration with the Massachusetts Department of Elementary and Secondary Education (MA DESE) issues guidance to school districts on revolving fund accounts. Revolving funds allow a district to carry fund balances from one fiscal year to the next for certain programs. The only restrictions to funds carried by Wellesley are as follows:

- *Circuit Breaker Revolving Fund:*
  Circuit Breaker is the state's special education reimbursement program to offset high-cost special education student placement, services, and transportation. These funds can be carried for one fiscal year following receipt. In Wellesley, revenue received in fiscal year 2022 is expended in fiscal year 2022. When possible, revenue collected in one fiscal year is carried forward into the next fiscal year. Below is a brief history of the annual receipts and expenses:

Fiscal Year	Receipts	Expenses	Balance Carried Forward
2015	$2,372,565	$2,372,565	$0
2016	$2,989,663	$2,619,319	$370,344
2017	$2,851,857	$2,988,362	$233,839

Fiscal Year	Receipts	Expenses	Balance Carried Forward
2018	$2,944,086	$2,977,925	$200,000
2019	$2,917,950	$2,581,674	$536,276
2020	$3,028,377	$3,564,653	$0
2021	$3,252,171	$3,252,171	$0
2022	$3,365,782	TBD	TBD

State Guidance on Circuit Breaker Fund Balance[14]: Since MA DESE regulations allow school districts to carry forward up to one year's worth of state reimbursement, the Massachusetts Department of Revenue, Division of Local Services (DLS) advises communities build balances in their Special Education Circuit Breaker accounts in years when actual costs compare favorably with the budget so that in years when special education costs increase unexpectedly or the circuit breaker reimbursement drops, there will be some circuit breaker revenue to cover any unforeseen costs. Building a circuit breaker balance is a good management practice as it eliminates some of the risk associated with these unpredictable special education costs.

- *Special Education Reserve/Stabilization Fund:*
  In 2017, Governor Charlie Baker signed into law "An Act to Modernize Municipal Finance and Government" ("Act"), Chapter 218 of the Acts of 2016. With local acceptance, a municipality may create a reserve fund for future payment, without further appropriation, of unanticipated or unbudgeted special education costs, out of district tuition or transportation. Acceptance requires approval by majority vote of the school committee and town meeting. Accessing these funds require the approval of both the school committee and Select Board. The balance in any such reserve fund shall not exceed two per cent of the annual net school spending of the school district. Any interest earned shall remain with the fund. A Special Education Reserve Fund was established by Annual Town Meeting (March 2017, Article 10) with a $20,000 transfer from Free Cash. Below is a brief history of the annual receipts (including interest earned) and expenses:

Fiscal Year	Receipts	Expenses	Balance Carried Forward
2018	$108,000.00	$1,866.76	$106,133.24
2019	$662,978.43	$8,336.56	$760,775.11
2020	$645,910.64	$4,387.78	$1,402,297.97
2021	$84,387.29	$2,624.05	$1,484,061.10

The costs associated with the School Based Medicaid contract are charged to this account.

- *Non-Food Service Revolving Funds:*
  In FY'23, the Wellesley Public Schools proposes to establish guidelines on revolving fund balances to:
  - Ensure compliance with state and federal guidelines.
  - Maintain sufficient funds to cover the working capital need for each fund's expected use.
  - Ensure that each fund balance does not exceed its intended need.

Each fund presented in the Revolving Fund section of the budget will be evaluated against the following recommendations:

[14] Massachusetts Department of Elementary and Secondary Education website (A Primer on Financial Aspects of Special Education)

A. Fund Balance at Target
B. Fund Balance Over Target: Multi-Year Use May be Determined
C. Fund Balance Under Target: Draw Downs May be Placed on Hold/Reduced
D. Fund Balance Outside Guidelines
E. Fund Balance in a Deficit

- *Food Services Revolving Fund:*
  The Massachusetts Department of Elementary and Secondary Education (MA DESE) recommends maintaining a fund balance in the Food Service Revolving Fund equal to three months of operating expenses. Wellesley has maintained at or slightly below the recommended fund balance limit.

- *Earned Interest:*
  Except for the Food Service Revolving Fund and the Special Education Reserve/Stabilization Fund, all earned interest is deposited to the Town's general fund and not maintained by the separate funds.

- *Expenses Incurred:*
  Only expenses directly related to the fund's purpose can be charged to the fund. For instance, revenue received from Athletics cannot be used to fund textbook replacements. Since the fund balance is not a recurring revenue source, the district is cautious about charging recurring expenses against fund balances.

Relevant Laws, Regulations and Policies

Massachusetts General Laws (MGL), Code of Massachusetts Regulations (CMR), School Committee policies and Town of Wellesley policies guide the Wellesley Public Schools in all aspects of our work. Below is a summary of the most relevant of each.

Massachusetts General Laws (MGL)

Chapter 44, Section 10 Debt Limits

Except as otherwise provided by law, a city or town shall not authorize indebtedness to an amount exceeding 5 percent of the equalized valuation of the city or town. A city or town may authorize indebtedness in excess of 5 percent but not in excess of 10 percent, of the aforesaid equalized valuation; provided, however, that the amount of indebtedness so authorized shall be subject to the approval of the members of the municipal finance oversight board, which approval may be given either before or after such authorization.

In determining the debt limit for Boston hereunder the provisions of chapter ninety-three of the acts of eighteen hundred and ninety-one and of section one of chapter one hundred and ninety-one of the acts of nineteen hundred and three shall apply.

The debt limit for a district shall be based on an amount determined by applying to the equalized valuation of the town the same ratio which the assessors' valuation of the taxable property of the district for the preceding fiscal year bears to the assessors' valuation of the taxable property of the town for the preceding fiscal year. In the case of the district which is located in two or more towns, said debt limit shall be based on the total amount determined

by applying to the equalized valuation of each of the towns in which any part of the district is located the same ratio which the assessors' valuation of the taxable property of the district in the respective towns for the preceding fiscal year bears to the assessors' valuation of the taxable property of said town for the preceding fiscal year.

All authorized debts, except those expressly authorized by law to be incurred outside the debt limit, shall be reckoned in determining the limit of indebtedness under this section.

Chapter 44, Section 31 Liabilities in Excess of Appropriations

No department financed by municipal revenue, or in whole or in part by taxation, of any city or town, except Boston, shall incur a liability in excess of the appropriation made for the use of such department, each item recommended by the mayor and voted by the council in cities, and each item voted by the town meeting in towns, being considered as a separate appropriation, except in cases of major disaster, including, but not limited to, flood, drought, fire, hurricane, earthquake, storm or other catastrophe, whether natural or otherwise, which poses an immediate threat to the health or safety of persons or property, and then only by a vote in a city of two-thirds of the members of the city council, and in a town by a majority vote of all the selectmen. Payments of liabilities incurred under authority of this section may be made, with the written approval of the director, from any available funds in the treasury, and the amounts of such liabilities incurred shall be reported by the auditor or accountant or other officer having similar duties, or by the treasurer if there be no such officer, to the assessors who shall include the amounts so reported in the aggregate appropriations assessed in the determination of the next subsequent annual tax rate, unless the city or town has appropriated amounts specified to be for such liabilities; provided, that, if proceedings are brought in accordance with provisions of section fifty-three of chapter forty, no payments shall be made and no amounts shall be certified to the assessors until the termination of such proceedings. Payments of final judgments and awards or orders of payment approved by the industrial accident board rendered after the fixing of the tax rate for the current fiscal year may, with the approval of the director of accounts if the amount of the judgment or award is over ten thousand dollars, be made from any available funds in the treasury, and the payments so made shall be reported by the auditor or accountant or other officer having similar duties, or by the treasurer if there be no such officer, to the assessors, who shall include the amount so reported in the aggregate appropriations assessed in the determination of the next subsequent annual tax rate, unless the city or town has otherwise made provision therefor.

The provisions of this section, so far as apt, shall apply to districts, and the prudential committee, if any, otherwise the commissioners, shall act in place of the members of the city council or selectmen.

Chapter 44, Section 40 Audit of Accounts

The director shall cause an audit to be made of the accounts of all cities and towns and of all districts and regional school districts of the commonwealth

and may cause subsequent audits to be made of the accounts of each city and town annually, and of the accounts of each district and regional school district as often as once in two years or annually at the request of the prudential committee, if any, otherwise the commissioners, or the regional district school committee, and for this purpose he, and his duly accredited agents, shall have access to all necessary papers, books, and records. All accounts subject to audit by town auditors under section fifty-three of chapter forty-one shall be subject to audit by the director, and the trustees of any property the principal or income of which, in whole or in part, was bequeathed or given in trust for public uses for the benefit of the town or any part thereof, or for the benefit of the inhabitants of the town or any part thereof, shall give the director, or his duly accredited agents, access to their accounts, funds, securities and evidences of property for the purposes of the audit. Upon the completion of each audit as aforesaid, a report thereunder shall be made to the mayor and city government in cities, to the selectmen in towns, to the prudential committee and commissioners in a district, and to the regional district school committee in a regional school district, and a copy of the same shall be furnished to the city, town or district clerk, who shall cause the same or a summary of its essential features to be published at the expense of the city, town or district. The director, in his discretion, may give preference to audits upon petitions under section thirty-five or thirty-six over audits under this section.

Commencing with the fiscal year nineteen hundred and eighty-seven, regional school districts may satisfy the requirements of the Single Audit Act of 1984, 31 USC Sec. 7502, by causing audits of its records to be made annually or biennially by an independent auditor to be selected by such regional school districts to conduct such audits. Such audits shall be made in accordance with federal government auditing standards.

Chapter 71, Section 34
Annual Appropriation

Every city and town shall annually provide an amount of money sufficient for the support of the public schools as required by this chapter, provided however, that no city or town shall be required to provide more money for the support of the public schools than is appropriated by vote of the legislative body of the city or town. In acting on appropriations for educational costs, the city or town appropriating body shall vote on the total amount of the appropriations requested and shall not allocate appropriations among accounts or place any restriction on such appropriations. The superintendent of schools in any city or town may address the local appropriating authority prior to any action on the school budget as recommended by the school committee notwithstanding his place of residence. The city or town appropriating body may make nonbinding monetary recommendations to increase or decrease certain items allocating such appropriations.

The vote of the legislative body of a city or town shall establish the total appropriation for the support of the public schools but may not limit the authority of the school committee to determine expenditures within the total appropriation.

Chapter 71, Section 37
Duties of School Committee

The school committee in each city and town and each regional school district shall have the power to select and to terminate the superintendent, shall review and approve budgets for public education in the district, and shall establish educational goals and policies for the schools in the district consistent with the requirements of law and statewide goals and standards established by the board of education. The school committee in each city, town and regional school district may select a superintendent jointly with other school committees and the superintendent shall serve as the superintendent of all of the districts that selected him.

Chapter 71, Section 38N
Proposed Annual Budgets

The school committee of each city, town or regional school district shall hold a public hearing on its proposed annual budget not less than seven days after publication of a notice thereof in a newspaper having general circulation in such city, town, or district. Prior to such public hearing said committee shall make available to the public at least one copy of said proposed budget for a time period of not less than forty-eight hours either at the office of the superintendent of schools or at a place so designated by said committee. At the time and place so advertised or at any time or place to which such hearing may from time to time be adjourned all interested persons shall be given an opportunity to be heard for or against the whole or any part of the proposed budget. Such hearing shall be conducted by a quorum of the school committee. For the purposes of this section a quorum shall consist of a majority of the members of said school committee.

Chapter 30B
Uniform Procurement Act

MGL Chapter 30B, the Uniform Procurement Act, establishes uniform procedures for local governments to procure supplies and services, dispose of surplus supplies and acquire and dispose of real property. For supplies and services, Chapter 30B requires the use of sound business practices for contracts under $10,000; solicitation of three quotes for contracts in the amount of $10,000 up to $49,999 and competitive sealed bids or proposals for contract in the amount of $50,000 or more.

Code of Massachusetts Regulations (CMR)

603 CMR 7.00
Educator Licensure and Preparation Program

The purpose of this regulation is to clarify and strengthen the professional standards for practice for teachers and administrators; and strengthen safeguards for parents and students by requiring strong induction programs and three years of employment before new teachers can obtain a professional license. Key points:

- All candidates for preliminary or initial licensure must pass the Massachusetts Tests for Educator Licensure (MTEL).
- Initial (Preliminary) license is issued to individuals who have completed a bachelor's degree, passed the MTEL, completed an educator preparation program, and other Board of Education requirements. The license is valid for 5 years.
- Professional license is issued to individuals who have met the requirements of the Initial License, passed the MTEL, and other Board of Education requirements. The license is valid for 5 years and may be

renewed for additional 5-year terms.

603 CMR 10.00 School Finance and Accountability

The purpose of this regulation is to govern school finance recordkeeping. Key points:

- Governs school and school district record keeping and reporting of information required to determine compliance with state and federal education statutes, regulations, and grant requirements.
- To compute school district spending requirements and annual state aid allocations.
- To evaluate progress toward meeting the objections of the Education Reform Act of 1993.

603 CMR 28.00 Special Education

The purpose of this regulation is to govern special education services to eligible students. Key points:

- Governs Massachusetts public schools of special education and related services to eligible students.
- Approves public and private day and residential schools seeking to provide special education services to publicly fund eligible students.
- Ensures that eligible Massachusetts students receive special education services designed to develop the student's individual educational potential in the least restrictive environment in accordance with applicable state and federal laws.

603 CMR 30.00 Massachusetts Comprehensive Assessment System (MCAS)

The purpose of this regulation is to establish standards related to the competency determination. Key points:

- Beginning with the Class of 2010, students must meet or exceed the needs improvement threshold in English language arts and mathematics MCAS test to earn a competency determination (diploma).

603 CMR 35.00 Evaluation of Teachers and Administrators

The purpose of this regulation is to ensure that every school committee has a system to enhance the professionalism and accountability of teachers and administrators that will enable them to assist all students to perform at high levels.

School Committee Policies

DA Annual Budget

The annual budget is the financial expression of the educational program of the School Committee and reflects the vision of the district as well as the problems and difficulties that confront it. Throughout the budget planning and approval process, the district will engage in thorough advance planning, with staff and community involvement, in order to develop budgets and guide expenditures in a manner that will achieve the educational goals and objectives of the district.

The first priority in the development of an annual budget will be the educational success of the children in our schools. At the same time, the

Committee recognizes its responsibility for the fiscal stewardship of the town´s resources.

Public school budgeting is regulated and controlled by legislation, state regulations, and local Committee requirements. The annual budget for the district will be prepared and presented in line with state policy and will be developed and refined in accordance with these same requirements. The Superintendent will serve as budget officer but may delegate portions of this responsibility to appropriate members of staff.

The Superintendent will have overall responsibility to formulate, present, and administer the district´s budget in accordance with the guidelines approved by the Committee.

DBG
Budget Adoption Authority

Authority for adoption of the final school budget lies with the citizens who comprise, and who are entitled to vote at, the Town Meeting. Town Meeting does not allocate School Committee appropriations among accounts or place any restriction on such appropriations. The school budget is presented as part of the total Town budget for action at the Annual Town Meeting.

DBJ
Budget Transfer Authority

The School Committee recognizes the necessity of the School Department adjusting the annual budget in response to evolving teaching and learning needs. In order to provide appropriate support and oversight of these changes, the Committee must be kept abreast of significant adjustments in a timely manner.

Each fall, the Department will bring forward an adjusted budget for the current fiscal year reflecting the changes since that budget was approved at the prior Annual Town Meeting and the Committee will vote to approve that adjusted budget. Additionally, throughout the year, the Superintendent will report to the Committee any other significant adjustments to and/or transfers within the budget.

All appropriated funds not expended by the close of the fiscal year will be returned to the Town. Funds contained within specific accounts with designated purposes (e.g., Circuit Breaker, approved revolving accounts, etc.) are excluded, as allowed by law.

DI
Fiscal Accounting and Reports

The Superintendent is responsible for receiving and properly accounting for all funds of the district.

The Superintendent shall provide periodic financial statements to the School Committee showing the financial condition of the School Department, as well as other financial information that may be requested by the Committee.

Town of Wellesley Policies

Financial Reserve Policy

The Town desires to set out a policy for determining the appropriate level and use of Financial Reserves (Reserves) as part of its annual financial planning process. The Government Finance Officers' Association (GFOA) recommends maintaining balances of Reserves in the amount of 5-15% of budgeted operating revenues.

Reserves shall be maintained at a level sufficient to provide required financial resources to:

- Maintain top tier bond rating;
- Ensure short-term cash availability when revenue is unavailable or there are unanticipated expenditures or emergency cash needs;
- Minimize interest expense from short-term borrowing for operating budget needs;
- Provide for investment income; provide for stable tax rates; and
- Enhance planning for contingencies and long term planning.

Reserves shall be maintained in a range of 8 to 12% of the current period's Budgeted Operating Revenues.

Town of Wellesley Bylaws

Article 11: Advisory Committee

The Committee shall consider all matters included within the articles of any warrant for a Town Meeting, and shall, after due consideration, publish a written report of its recommendations or comments on each article. The Committee may also consider and make reports or recommendations on other matters, including without limitation referenda questions, which in the Committee's judgment affect the interests of the Town. In making any written or oral recommendations as to matters which are not included among, or which differ from, those made in its written report the Committee shall announce to the Town Meeting its numerical vote thereon.

Article 13: Audit Committee

The Town shall have an Audit Committee consisting of five residents having financial expertise to be appointed by the Moderator. No member of the Committee shall be a board member, officer, official or paid employee of the Town, except that a Town Meeting Member may be a member of the Committee. Provided, that the foregoing power of appointment shall be subject to the members in office serving to the completion of their present terms.

Article 14: Permanent Building Committee

There shall be a Permanent Building Committee (the "Committee") consisting of five residents appointed by the Moderator, and one or more Temporary Members, as may be appointed pursuant to Section 14.4. Appointments shall be made so that the Committee includes an attorney, an architect, an engineer, and an individual who is primarily engaged in the construction business. No such member shall be an officer, official, or paid employee of the Town, or a member of any board, except that a Town Meeting Member may be a member of the Committee.

Article 24: Facilities Management Department

The Facilities Management Department shall be responsible for the maintenance, custodial services and capital planning for all Town-owned buildings including school buildings pursuant to G.L. c. 71, §68, and library buildings and all other buildings, except those buildings or portions thereof under the jurisdiction of the Municipal Light Plant, or occupied by the Water, and Sewer Departments).

Budget Process

Operating Budget:

There are several key steps in the development of the annual operating budget. Preliminary budget projections are developed by the Assistant Superintendent for Finance and Operations in October. The Superintendent and Assistant Superintendent for Finance and Operations review the preliminary budget projections with the Chair and Vice Chair of the School Committee in October. Following these meetings, the four individuals begin a series of meetings with members of the Select Board and Town Administration. These meetings provide information around the School Department budget needs; Town revenue projections; and potential budget guidelines. In mid-October, the Select Board issues budget guidelines to all town departments, including the school department. Once issued, the School Committee may issue their own budget guidelines to the school administration; this decision is based on the known needs of the district and the ability to fund these within the Town's financial position. Budget guidelines have varied over the years. Below is a historical view of the school department budget guidelines:

Fiscal Year	Select Board Guideline	School Committee Guideline	School Department Voted Increase (w/o Health Benefits)
2016	4.00%	4.50%	4.98%
2017	4.00%	4.00%	4.25%
2018	3.50%	4.50%	3.49%
2019	3.50%	4.00%	3.44%
2020	3.00%	3.65%	3.37%
2021	Modified 3.50% + Spec. Ed. Funding	Model 1: 3.50% Model 2: 3.50% + Spec. Ed. Model 3: 4.25% + Spec. Ed.	3.82% + Spec. Ed. = 4.86%
2022	2.50%	Model 1: 2.50% Model 2: Level Service	2.69%
2023	2.75%	Model 1: 2.75% Model 2: Level Service	2.74%

The models listed above reflect the different budget views the School Committee requested the Administration develop. The Assistant Superintendent for Finance and Operations provides access to the web-based budget development program to members of the Academic Council[15] in late-September. As in past years, the October 1 Current and Projected Enrollment report was the basis for the expected staffing needs for the FY'23 budget. The FY'22 Adjusted Budget was the basis for the comparison for FY'23.

[15] The Academic Council Team includes Central Office Administrators, Principals, Assistant Principals, Directors, Department Heads, Director of Early Childhood Education, METCO Director, and Nurse Leader.

Throughout November, the Superintendent and the Senior Staff[16] review the programmatic and financial implications of all requests. Budget meetings are held with Building Principals to discuss their requests and priorities in detail. By mid-December, the Superintendent determines the size and scope of the budget. In early-January, the Administration's Recommended Budget is submitted to the School Committee for consideration. The School Committee and Town's Advisory Committee members assigned to the school budget, review it in detail over two days. The School Committee conducts a public hearing prior to the vote to gather community feedback about the recommended budget. In mid-February, the School Committee votes on the budget. In mid-February, the School Committee and Administration present their budget request to the full Advisory Committee. Town Meeting is scheduled for late March when the budget will be presented for approval. Once approved, the budget is implemented for the fiscal year beginning on July 1st.

Capital Budgets (Cash Capital and Facility Capital):

In Wellesley, there are two types of Capital Budgets. The first, Cash Capital, is managed by the School Department and funds furniture, fixtures, and equipment (FF&E) and information technology. Information technology includes data storage, public address systems, security, desktops, laptops, smartboards, projection systems, assistive technology, wiring, etc.

Cash capital is a five-year plan that is updated on an annual basis. The Cash Capital budget process mirrors the timeline of the General Fund budget. The Assistant Superintendent for Finance and Operations provides access to the web-based budget development program to members of the Academic Council[17] in late-September. The web-based system is closed for entry at the end of October with the Principals, Directors, Department Heads, and the Director of Technology submitting their Cash Capital requests electronically. The threshold for Cash Capital funds is $10K per project and/or item. For instance, a classroom of furniture would be appropriately funded through Cash Capital, while a single rug would not. In early November, the Assistant Superintendent for Finance and Operations reviews all requests with the Principals and Director of Technology. A draft of the Cash Capital five-year plan is developed for review by the Superintendent. FF&E requests that do not meet the Town's threshold for Cash Capital are reviewed for inclusion in the General Fund budget or through an appropriate Revolving Fund account. The Cash Capital plan is presented to the School Committee in early January. The full Cash Capital plan is included in the School Budget document.

The second, Facility Capital, is managed by the Town's Facilities Management Department (FMD)[18]. Capital projects are identified through a collaborative approach with district administrators and school principals. Design, construction, and maintenance are managed within the FMD and through outside design professionals. Capital projects under $500K are managed by FMD; capital projects over $500K are managed by the Permanent Building Committee (PBC) and supported by FMD's Design and Construction Group.

The Facility Capital process begins each summer with the FMD Director touring each facility with the Building Principal. Identification of needs are reviewed along with the previous year's requests. A preliminary list of projects is developed in early September. Throughout September, FMD generates cost estimates for each proposed project. The list of projects and estimated costs are reviewed with each Principal. The FMD Director

[16] The Senior Staff includes the Superintendent; Assistant Superintendent of Teaching and Learning; Assistant Superintendent for Finance and Operations; Director of Student Services; Director of Diversity, Equity, and Inclusion; Director of Technology; Director of Human Resources; and Director of Accounting and Business Services.

[17] The Academic Council Team includes Central Office Administrators, Principals, Assistant Principals, Directors, Department Heads, Director of Early Childhood Education, METCO Director, and Nurse Leader.

[18] The FMD is responsible for capital planning, custodial services, energy conservation, maintenance, operations, and project management for its twenty-eight buildings. This totals 1.2 million square feet for all schools and municipal buildings in Town, except for Municipal Light Plant (MLP) buildings.

makes a final determination of the prioritization of Town and School projects to move forward through the funding process. A final list of school projects is reviewed with the Superintendent and Assistant Superintendent for Finance and Operations in mid-November. A final version of the ten-year Facility Capital plan is presented to a joint meeting of the Select Board, School Committee and Advisory Committee in early December. A final presentation is made at the Annual Town Meeting for a vote by Town Meeting Members.

Budget Calendar

Below is a brief timeline of the most important aspect of the development of the FY'23 Voted Budget. In fiscal year 2023, the Cash Capital and Operating budget followed the same timeline.

July 2021

- FY'22 fiscal year begins on July 1
- FY'21 prior fiscal year accounts are closed (all fund types)
- SY'20-21 Circuit Breaker claim is filed for prior year expenses
- Facilities Management Department (FMD) tours all School Buildings with Principals to identify and prioritize Facility Capital needs

August 2021

- Discussion of Federal Grant funds (ESSER II and ESSER III) uses
- Initial enrollment figures are presented to School Committee (8/30/21)

September 2021

- Revised enrollment figures are presented to School Committee (9/14/21)
- Facilities Management Department (FMD) develops cost estimates for all identified capital projects (10-year plan)

October 2021

- FY'23 Budget Kick-Off Meeting with Academic Council members (10/4/21)
- Budget Guidelines issued by the Select Board at the Inter-Board Meeting (10/6/21)
- FY'21 Close Out Report submitted to School Committee (10/12/21)
- FY'22 Grant Fund Update to School Committee (10/12/21)
- Meeting with Advisory: School Program and Budget Orientation (10/20/21)
- Fall Town Meeting [Hunnewell and Hardy Building Project Funding] (10/25 and 10/26/21)
- FY'23 Cash Capital and Operating Budget Requests Submitted by Principals and Central Office Administrators to the Assistant Superintendent for Finance and Operations (10/27/21)

November 2021

- October 1 Enrollment Report presented to School Committee (11/2/21)
- FY'23 Facility Capital requests are reviewed by the Superintendent and Assistant Superintendent for Finance and Operations (11/2/21)
- FY'22 Adjusted Budget Presentation to School Committee and Vote (11/9/21)
- FY'23 Budget discussions with Select Board & Town Administration occur (11/16/21)
- School Committee FY'23 Budget Guidelines are discussed and voted (11/16/21)

December 2021

- Special Election to Fund School Projects [Hardy and Hunnewell Building Projects] (12/7/21)
- FY'23 Budget discussions with Select Board & Town Administration occur (12/8/21)
- FY'23 internal review process for development of the budget priorities and offsets with Administrative Council
- FY'23 Facility Capital projects are presented to a joint board meeting of the Board of Selectmen, School Committee and Advisory Committee

January 2022

- FY'23 School Operating and Cash Capital Budget Request is presented to faculty and staff (1/11/22)
- FY'23 School Operating and Cash Capital Budget Request is presented to School Committee (1/11/22)
- School Committee Budget Workshops (1/19 and 1/20/22)
- FY'22 Second Quarter financial report (1/25/22)
- Governor of Massachusetts submits FY'23 Budget to the Legislature (initial view of state funding for Circuit Breaker, METCO and Chapter 70)

February 2022

- FY'23 Public Hearing on budget (2/1/22)
- School Committee votes FY'23 Budget Recommendation (2/8/22)
- Presentation of FY'23 School Committee Voted Budget to the Advisory Committee (2/9/22)

March 2022

- Annual Town Meeting: FY'23 Wellesley Public Schools Budget (Article 8) (3/28 and 3/29/22 – Additional Days as Needed)
- Massachusetts House of Representatives / House Ways and Means Committee Budget deliberations (additional view of state funding for Circuit Breaker, METCO, and Chapter 70)
- Massachusetts Senate / Senate Ways and Means Committee Budget deliberations (impact to Circuit Breaker, METCO, and Chapter 70)

April 2022

- FY'22 Third Quarter financial report (4/12/22)

May 2022

- School Choice Public Hearing (5/10/22)

June 2022

- FY'22 and FY'23 Budget updates presented to School Committee (6/21/22)
- Special Education Reserve/Stabilization Fund request is submitted to the School Committee and Select Board for approval (if necessary)
- FY'23 General Appropriations Act (GAA) passed by the state legislature

Budget Administration and Management Process

Wellesley Public Schools and the Town of Wellesley utilize the MUNIS financial system, a fully integrated accounting and human resource system. Decentralization of MUNIS will provide each school budget manager[19] and their support staff access to real-time budget information and on-line requisition entry.

Accountability and Accessibility of Budgetary Information:

Budget managers are statutorily required to stay within their budgetary appropriation. Decentralization of the MUNIS system was prioritized and implemented by the Director of Accounting and Business Services and the Assistant Superintendent for Finance and Operations with the support of the Town of Wellesley. Without on-line access to real time information, budget managers are unable to maximize their budgets for the greatest impact on teaching and learning. Budget managers of all funds (grants, revolving and general fund) will have on-line

[19] Budget Managers include Central Office Administrators; Principals; K-12 Directors; Elementary, Middle and High School Department Heads; Nurse Leader and Director of Transportation.

access to all non-salary accounts. Monthly year-to-date budget and open purchase order reports are e-mailed to budget managers. Salary accounts are centrally managed; and therefore, not visible to all staff.
Wellesley Public Schools is implementing an on-line purchase order system through MUNIS. All requests for goods, services or equipment are requested electronically. Final approver of all purchases is the Director of Accounting and Business Services.

In fiscal year 2018, the district purchased a web-based budget module. The product, My Budget File (MBF), allows for greater decentralization of information to Principals and Leadership members; an on-line budget development process; greater reporting capabilities and salary projection options. The previous system relied heavily on Excel spreadsheets and manual entry and manipulation of data. MBF has streamlined the process; provided accurate and timely information to building administrators; and saved countless hours of manual entry of data.

Financial Reporting:
The Assistant Superintendent for Finance and Operations reviews all funds monthly with the appropriate budget managers and Superintendent. Financial reports are submitted to the School Committee and Superintendent quarterly.

Budget Flexibility and Transfers:
The district utilizes the budget roll-up feature within MUNIS to provide limited flexibility to budget managers. The system is designed to roll-up similar account types within a location and program such as Middle School Art Instructional Materials (object code 553040) and Computer Supplies (object code 553060) into a single 'budget.' For instance, if $500 is budgeted to the 553040 and to the 553060-object code, the budget roll-up amount is $1,000 for High School Science materials. The $1,000 can be spent in any combination between object codes 553040 and 553060 provided the roll-up total is not exceeded. Budget roll-up codes limit the number of budget transfers that are needed and are in-line with the School Committee budget transfer policy. School Committee reviews all budget transfers as part of the quarterly financial report.

Budgeted Offset:
In Wellesley, the district collects revenue from multiple sources: ticket sales, activity and athletic fees, preschool tuition, etc. These revenues are deposited into the appropriate revolving fund. Expenses can either be charged directly to the revolving fund or through an accounting adjustment between the general fund and revolving fund. A budgeted offset is when revenues are collected and deposited to the revolving fund, but the expenses are carried in the general fund and a corresponding negative account (offset account) is present. The negative budget account represents the amount of the accounting adjustment between the general fund and revolving fund.

Without the use of budget offsets, program expenses would be included in the budget of two separate funds making it difficult to see the full expense of a program. In the example of pre-school, the use of program fees covers the cost of staff in the amount of $450,000 (offset amount).

The following revolving funds do not include budgeted offsets and all expenses are directly charged to the revolving fund:

- Child Lab Program,
- Textbook Revolving (lost book),
- Guidance (testing related to college admissions), and
- Elementary Before School Program.

All other revolving accounts are a mix of budgeted offset and direct charge to the revolving fund.
It is important to note that all budgeted offset amounts are included in the revolving fund revenue estimates for FY'22 and FY'23.

Annual Audits:
The district's grant funds are audited as part of the Town's Single Audit. In addition, the Town's audit firm also audits the school's MA DESE End-of-Year Financial report. When received by the district, the audit reports are reviewed with the School Committee.

Local Revenue Sources

As a municipal school district, the main source of revenue for the operation of the Wellesley Public Schools is local property taxes and other municipal revenues. The other revenue sources include state education aid, commonly referred to as Chapter 70; fees and tuition collections applied as offsets to the general fund; and grant awards including donations.

The Chapter 70, or state education aid, funds are dependent on the state funding formula and the state's General Appropriations Act (GAA). For budgeting purposes, the district has assumed level funding of Chapter 70 aid.

Below is a summary of revenue sources to support the Wellesley Public Schools on an annual basis:

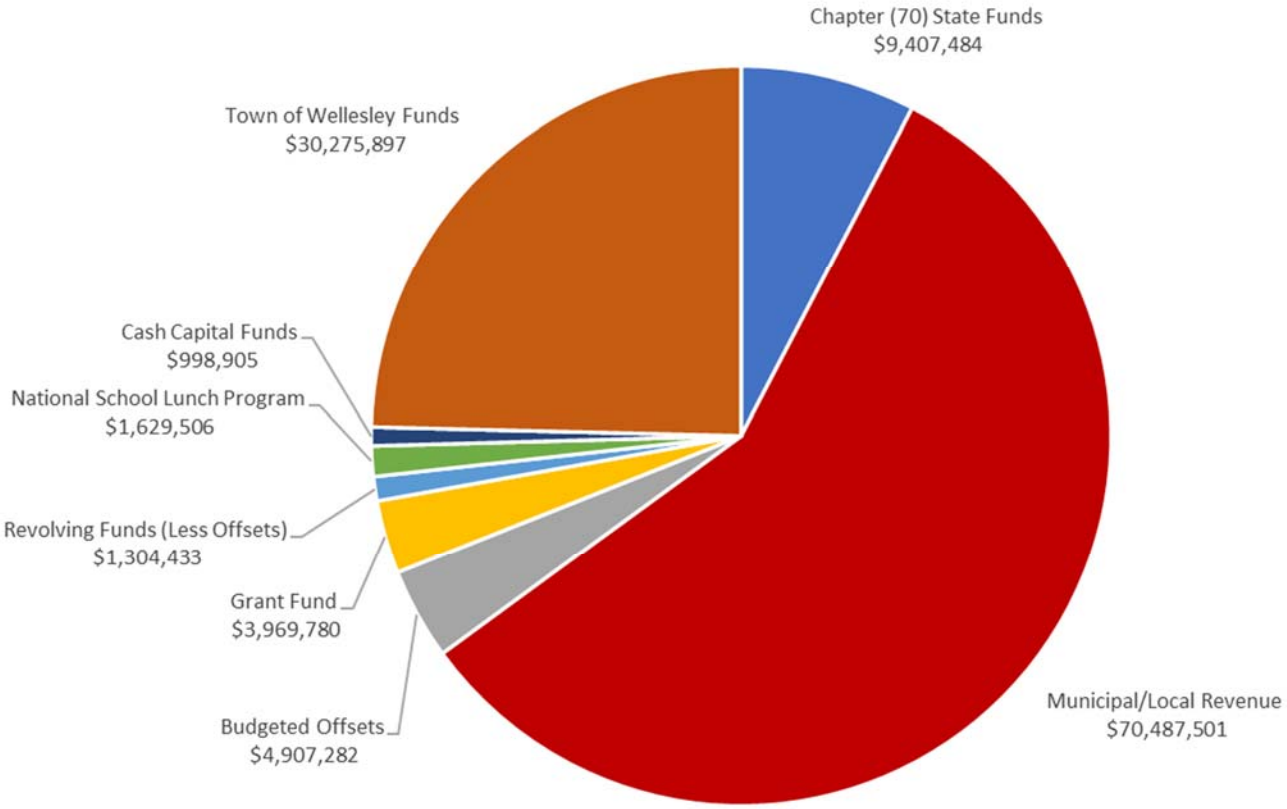

Financial Section

WELLESLEY PUBLIC SCHOOLS
Learning • Caring • Innovating

FINANCIAL SECTION

The Financial Section of the budget is designed to provide the reader with essential financial information, both historically, current, and projected across all funding sources: general fund, special revenue funds, and capital funds. Below is a brief explanation of the various funds that will be discussed in more detail throughout this section.

General Fund revenue is derived from three sources: local property taxes, state education aid (Chapter 70), and budgeted offsets. Chapter 70 refers to the school funding formula created through the Student Opportunity Act. In November 2019, the Massachusetts State Legislature passed an Act Relative to Educational Opportunity for Students, commonly known as the Student Opportunity Act (SOA). The Act makes significant changes to the Chapter 70 formula, previously updated in 1993 through the passage of the Education Reform Act. The Act establishes new, higher foundation budget rates in five areas: benefits and fixed charges, guidance and psychological services, special education out of district tuition, English learners, and low-income students, all to be phased in over a seven-year period (FY'22-FY'29). In Wellesley, Chapter 70 funds account for $9,407,484 or 11.39% of the total FY'22 budget. Local property taxes are our primary funding source and account for $68.226 million or 82.66% of the total FY'22 budget. With the reliance of local property taxes, the School Committee and School Administration are mindful in developing a budget that is fiscally responsible as indicated by the annual Budget Guidelines. The expenses charged to the General Fund are the core educational costs including administrator, teacher, and staff salaries; instructional materials; textbooks and library materials; special education; math and literacy support; transportation; and professional development.

> *Cash Capital* are general fund monies set aside for small capital needs (non-vertical and non-horizontal construction). At the schools, cash capital funds are used to purchase and replace classroom furniture; purchase or repair classroom sound systems; purchase information technology; and vehicles.

Grant Funds are awarded in one of five methods: entitlement, allocation, continuation, other non-competitive and competitive processes and must be used for their stated purpose. There are three main sources of grant funds: Federal, State and Private. Examples of these funds include:

Federal: Title I, Title IIA, Title III, Title IV
State: Metropolitan Council for Educational Opportunity (METCO)
Private: Wellesley Education Foundation (WEF)

Revolving Funds allow the district to raise revenues from a specific service and use those revenues, without further appropriation, to support the service. There are several revolving funds including, but not limited to:

Food Services (sales and costs associated with providing healthy, nutritious meals to students);
Athletics (user fees and gate receipts used to offset the cost of the athletic program);
Performing Arts (ticket sales used to offset the cost of the performances);
Facility Rental (revenue and expenses related to the rental of school buildings);
Pre-School (typically developing student tuition fees used to offset their program costs); and
Guidance (revenue and expenses related to College Board testing).

Capital Fund revenue comes from borrowing or direct outlay for capital or fixed asset improvements. Capital funds are project specific and require Town Meeting authorization. As mentioned earlier, the

school district has no legal authority to issue bonds. All capital projects are part of the Town's Capital Budget within the Facilities Management Department (FMD).

All Funds Summary

There is a myriad of revenue sources that fund Wellesley Public Schools including federal, state, local and private monies. The following table provides historical, current, and forecast of revenues by source. The corresponding expenses are also reflected in the table below.

Revenue	FY'19 Actual	FY'20 Actual	FY'21 Actual	FY'22 Adjusted Budget	FY'23 Voted Budget	$ Inc. / (Dec.)	% Inc. / (Dec.)
General Fund	$ 74,428,918	$ 76,855,786	$ 80,702,151	$ 82,540,254	$ 84,802,267	$ 2,262,013	2.74%
Chapter (70) State Funds	*$ 8,955,295*	*$ 9,273,504*	*$ 9,273,504*	*$ 9,407,484*	*$ 9,407,484*	*$ -*	*0.00%*
Municipal/Local Revenue	*$ 61,113,091*	*$ 62,583,979*	*$ 66,830,193*	*$ 68,226,514*	*$ 70,487,501*	*$ 2,260,987*	*3.31%*
Budgeted Offsets	*$ 4,360,532*	*$ 4,998,303*	*$ 4,598,454*	*$ 4,906,256*	*$ 4,907,282*	*$ 1,026*	*0.02%*
Grant Funds	$ 2,661,861	$ 2,710,448	$ 4,651,939	$ 4,346,321	$ 3,969,780	$ (376,541)	-8.66%
Revolving Funds (Less Offsets)	$ 2,113,799	$ 921,852	$ 705,365	$ 1,493,402	$ 1,304,433	$ (188,969)	-12.65%
National School Lunch Program	$ 1,782,453	$ 1,236,118	$ 485,418	$ 1,513,477	$ 1,629,506	$ 116,029	7.67%
Cash Capital Funds	$ 947,629	$ 1,101,028	$ 828,691	$ 816,739	$ 998,905	$ 182,166	22.30%
Town of Wellesley Funds	$ 30,219,458	$ 29,552,755	$ 27,513,212	$ 29,682,252	$ 30,275,897	$ 593,645	2.00%
Total Revenue:	**$ 112,154,118**	**$ 112,377,987**	**$ 114,886,776**	**$ 120,392,445**	**$ 122,980,788**	**$ 2,353,343**	**1.95%**

Expenses	FY'19 Actual	FY'20 Actual	FY'21 Actual	FY'22 Adjusted Budget	FY'23 Voted Budget	$ Inc. / (Dec.)	% Inc. / (Dec.)
General Fund	$ 74,241,747	$ 75,479,564	$ 77,300,612	$ 82,540,254	$ 84,802,267	$ 2,262,013	2.74%
Grant Funds	$ 2,661,861	$ 2,710,181	$ 4,651,322	$ 4,346,321	$ 3,969,780	$ (376,541)	-8.66%
Revolving Funds (Less Offsets)	$ 1,550,246	$ 1,295,032	$ 687,331	$ 1,235,093	$ 1,383,939	$ 148,846	12.05%
National School Lunch Program	$ 1,595,166	$ 1,279,003	$ 810,818	$ 1,505,812	$ 1,550,000	$ 44,188	2.93%
Cash Capital Funds	$ 947,629	$ 1,101,028	$ 828,691	$ 816,739	$ 998,905	$ 182,166	22.30%
Town of Wellesley Funds	$ 30,219,458	$ 29,552,755	$ 27,513,212	$ 29,682,252	$ 30,275,897	$ 593,645	2.00%
Total Expenses:	**$ 111,216,107**	**$ 111,417,563**	**$ 111,791,986**	**$ 120,126,471**	**$ 122,980,788**	**$ 2,854,317**	**2.38%**

Revenue Assumptions:

The revenue assumptions include:

- State Aid (Chapter 70): although enrollment is declining, the current funding formula implemented through the Student Opportunity Act (SAO) will increase elements of the state education formula that will provide additional funds and minimize the revenue reductions based on declining enrollment.
- Municipal Revenue: 2.5% annual increase
- Budgeted Offset: includes a phase-out of school busing fees over the next three years (FY'24 reduce by $150/per rider, FY'25 reduce by $150/per rider, FY'26 eliminate fee)
- Grant Funds: no additional COVID related funds are included and no projected carry forward revenue.
- Revolving Funds: based on a fund-to-fund review.
- National School Lunch Program (NSLP): assumes the end of Seamless Summer Option (SSO) meal reimbursements (FY'23) and an increase in student participation and a la carte sales resulting in 1.50% of additional revenue annually.
- Cash Capital: budgeted at $1.1M annually.
- Town of Wellesley (Schedule 19): 2.00% annual increase.

Expense Assumptions:

The expense assumptions include:

- General Fund:
  - Personnel: Enrollment projection the basis for planned staffing.

- Personnel: Cost-of-living adjustments of 2.00% annually.
- Personnel: Federal ESSER II and III grant funds will expire, and the staff shift to the general fund in FY'25.
- Personnel: Pre-School at Wellesley Schools (PAWS) adds a 10th classroom in FY'25.
- Personnel: Instructional supports (general education and special education) are added each year.
- Expenses: are expected to increase by 2% each year except for Operations and Student Services. Operations are expected to increase by 3.00% and Student Services by 4.00% annually. Health benefit changes are included in the assumptions. In FY'24, the Municipal / Local Revenue includes $110K to eliminate fees associated with the Grade 5 Transitional "Hale Reservation" program.

- Grant Funds: 100% of all grant funds are expended in the year received.
- Revolving Funds: based on a fund-to-fund review.
- National School Lunch Program (NSLP): 3.50% annual increase.
- Cash Capital: based on five-year Cash Capital plan (Financial Section: Cash Capital).
- Town of Wellesley (Schedule 19): 2.00% annual increase.

Key Takeaways:
When building a forecast, we are conservative in our approach. The main drivers to the projected deficits are related to the Operating (FY'25 and FY'26) and Cash Capital (FY'24, FY'25, and FY'26) budgets.

- Operating Budget: taking a conservative approach, the district has reviewed enrollment K-12 and made staffing assumptions based on our recent enrollment projections and assumed federally funded positions will move to the general fund when grant funds expire. The projections include the phasing out of bus fees over the three upcoming fiscal years. Continued fee reductions is our goal provided we can afford to do so. On the expense side, the Operations category is projected to increase by 3% as a reflection of potentially more bus riders as the fee is reduced.

- Cash Capital: the five-year plan is updated annually. Based on the school's allocation of funds, the district may delay equipment replacements and extend the devices life cycle or work to identify alternate funding sources (often grant or revolving funds) that are appropriate to cover costs. The projection assumes a revenue base of $1.1M and no changes to the five-year capital plan.

Other Postemployment Benefits (OPEB)

Wellesley Public School retirees are eligible for other postemployment health care and life insurance benefits. These benefits are referred to as OPEB, or other postemployment benefits, and are carried by the Town of Wellesley and not included in the school's budget. As a municipal department, our retirees' costs are managed by the Town. According to the Town's Comprehensive Annual Financial Report for June 30, 2020, the following description was available on OPEB:

> *"As of June 30, 2020 the Town has recognized a net other postemployment benefits (OPEB) liability in the amount of $52.4 million in accordance with the provisions of GASB Statement No.75. During 2020 the Town transferred $3.6 million of pre-funding contributions to the OPEB*

Trust fund. The assets set aside in trust for future benefits amounted to $75 million at year end. As of June 30, 2020, the ratio of the Plan's Fiduciary Net Position to the Total OPEB Liability (funded ratio) is 59.40% an improvement of 1.52% compared with the previous fiscal year."

The Town estimates 59.51% of the OPEB liability is attributed to the schools.

Capital Budget

As a municipal school district, Wellesley Public Schools does not have the authority to issue debt. Instead, we work collaboratively with the various Town Departments to prioritize the needs of the schools. For instance, all building maintenance and custodial services for the schools is under the umbrella of the Facilities Management Department (FMD) on the Town side. The Facility Director works collaboratively with the Town's Executive Director and the School Superintendent to determine the prioritization of projects across all departments. Once determined, the Facility Director and School Superintendent collectively advocate for the appropriate funding level. The Select Board, working with the Town Finance Director, determines how the projects will be funded. The Town's Capital Budget is divided into four sections: cash capital, other funding sources, debt capital inside levy and debt capital exclusions. Other funding sources include donations, state funds for highways and community preservation committee (CPC) funds.

"Inside the Levy"
Inside the levy debt is defined as items financed with cash and projects that are borrowed but paid for inside the Town's levy.

Debt Limit
Total debt is limited by Massachusetts General Law (MGL) to 5% of the equalized valuation.

Debt Capital Exclusions
Proposition 2 ½ allows a community to raise funds for certain purposes above the amount of the levy or levy ceiling. A community can assess taxes more than its levy limit or levy ceiling for the payment of specified debt service costs. An exclusion for the purpose of raising funds for debt service costs is referred to as a debt exclusion. Debt exclusions require voter approval.

Cash capital is the only portion of the capital budget that is under the control of the schools. More detailed information on the school's cash capital budget is found in this section.

Coronavirus (COVID-19) Related Grants

The Wellesley Public Schools has received several grants in response to the global pandemic. These funds have allowed the district to rent tents for outdoor learning; purchase personal protective equipment (PPE); purchase technology to enable remote learning; contract for viral testing to keep staff and students safe in the schools; and hire staff to cover absences and address educational learning losses as well as to address social/emotional needs of students. Although many of these funds are federal sources, there are local and state resources as well. The table below is an overview of school related COVID funds. Additional information is provided in the Special Revenue: Federal and State Grants section of the budget.

Name	Source	Amount
Coronavirus Relief Fund (CvRF)	Federal Grant	$1,097,100
Coronavirus Relief Fund (CvRF) – School Nutrition	Federal Grant	$6,169
Supplemental Funding for Pooled Testing	Federal Grant	$79,504
Elem. & Sec. School Emergency Relief I	Federal Grant	$123,519
Elem. & Sec. School Emergency Relief II	Federal Grant	$447,227
Remote Learning Technology Essentials	Federal Grant	$104,127
Elem. & Sec. School Emergency Relief III	Federal Grant	$982,642
American Rescue Plan (ARP) Special Education	Federal Grant	$272,758
American Rescue Plan (ARP) Special Ed. Early Child.	Federal Grant	$24,270
Federal Emergency Management Agency Reimbursement (FEMA)	Federal Grant	$365,638
COVID-19 Innovation Fund	WEF	$600,000
Town Allocated CARES Funds to Schools (Remote Learning)	Federal Grant	$1,710,782
	Total Funds Received Through 12/1/2021:	$5,813,736

We anticipate additional pandemic recovery funds to be allocated in the upcoming year. At this point, we do not have an amount or any known restrictions on their use. As grants are made available to Wellesley Public Schools, we will provide updates at a future School Committee meeting.

Description of Financial Information Provided

This section includes detailed financial information for the reader to gain a broader understanding of the FY'23 Voted Budget. Below is a summary of each item included in this section.

FY'23 Voted Budget by Category and Type:
The Wellesley Public Schools has grouped similar expense types into four categories. These categories include 320: Instruction, 330: Administration, 340: Operations and 360: Student Services. There are two types of expenses: salary and other compensation and expenses.

FY'23 Voted Budget by Type, Category and Budget Architecture:
Like the previous breakout, this includes a summary of expenses by the three budget architecture categories: Level Service, Strategic Plan, and Other Critical Needs. A separate column provides information on the Hunnewell Swing Space savings.

FY'23 Voted Budget by Type and Object Code:
This breakout presents the FY'23 Voted Budget by type (salary and other compensation / expense) and object code (types of expense: teacher salary, instructional materials, etc.).

FY'23 Voted Budget by Program and Object Code:
This breakout presents the FY'23 Voted Budget by program (Art, Athletics, Music, Mathematics, etc.) and object code (types of expense: teacher salary, instructional materials, etc.).

FY'23 Voted Budget by Building:
To provide the reader with greater clarity around the specific budget requests being made in FY'23, we have expanded the building-based information. Each building has an introductory narrative that includes contact information, general information about the school, a list of recent accomplishments, enrollment trends and the FY'23 Voted Budget architecture categories: Level Service, Strategic Plan, and Other

Critical Needs. These requests are further broken out by type: salary and other compensation and expenses. The financials for each building by program and object code follow the narratives. The elementary schools include information on the Hunnewell Swing Space financial adjustments.

Special Education:
Special education is a significant portion of the financial picture of the Wellesley Public Schools. Therefore, we have included more in-depth information about this category. The narrative includes information about Wellesley's in-district programs, out-of-district placement statistics, historical Circuit Breaker receipts, and calculation of the Special Education cost increases in FY'23.

Financial information is provided in three different views: by type and object; by program, type, and object; and by location and object.

Special Revenue Funds:
Although the General Fund is the largest portion of the Wellesley Public Schools budget, there are other funds that provide a broader view of the financial aspects of the district. Detailed information is provided about the following special revenue funds:

- Grant Funds;
- Revolving Funds;
- Cash Capital Funds; and
- Town of Wellesley (Schedule 19 - Town in Support of Schools).

The following pages provide the Financial Section of the FY'23 Voted Budget.

WELLESLEY PUBLIC SCHOOLS

By Category and Type	FY'19 Expended	FY'20 Expended	FY'21 Expended	FY'22 Adjusted Budget	FY'22 Adjusted Budget FTE	FY'23 Voted Budget	FY'23 Voted FTE	$ Variance (FY'23-FY'22)	FTE Variance (FY'23-FY'22)	% Inc.
320: Instruction										
Salary and Other Compensation	$46,475,480	$48,035,418	$48,989,457	$51,246,293	509.68	$53,022,149	514.15	$1,775,856	4.47	
Expenses	$1,783,941	$1,602,955	$1,528,865	$2,354,324	0.00	$2,506,530	0.00	$152,206	0.00	
320: Instruction Total	**$48,259,421**	**$49,638,373**	**$50,518,322**	**$53,600,617**	**509.68**	**$55,528,680**	**514.15**	**$1,928,062**	**4.47**	**2.34%**
330: Administration										
Salary and Other Compensation	$1,042,102	$1,154,016	$1,241,044	$1,314,449	11.00	$1,335,162	11.00	$20,714	0.00	
Expenses	$138,364	$128,403	$481,405	$245,911		$245,911	0.00	$0	0.00	
330: Administration Total	**$1,180,466**	**$1,282,418**	**$1,722,449**	**$1,560,360**	**11.00**	**$1,581,073**	**11.00**	**$20,714**	**0.00**	**0.03%**
340: Operations										
Salary and Other Compensation	$1,539,041	$1,517,046	$1,568,361	$1,622,702	18.10	$1,647,937	18.10	$25,236	0.00	
Expenses	$1,109,274	$1,060,765	$1,550,814	$1,595,533	0.00	$1,757,524	0.00	$161,991	0.00	
340: Operations Total	**$2,648,315**	**$2,577,811**	**$3,119,175**	**$3,218,235**	**18.10**	**$3,405,461**	**18.10**	**$187,227**	**0.00**	**0.23%**
360: Student Services										
Salary and Other Compensation	$16,749,799	$17,131,218	$17,518,731	$18,776,046	288.15	$19,212,183	289.17	$436,138	1.02	
Expenses	$5,403,746	$4,849,744	$4,421,935	$5,384,997		$5,074,870	0.00	($310,127)	0.00	
360: Student Services Total	**$22,153,545**	**$21,980,962**	**$21,940,666**	**$24,161,043**	**288.15**	**$24,287,053**	**289.17**	**$126,011**	**1.02**	**0.15%**
FY'23 Voted Budget	**$74,241,747**	**$75,479,564**	**$77,300,612**	**$82,540,254**	**826.93**	**$84,802,267**	**832.42**	**$2,262,013**	**5.49**	**2.74%**
Health Benefits						**$10,000**				
FY'23 Voted Budget With Health Benefits						**$ 84,812,267**	**832.42**	**$ 2,272,013**	**2.75%**	
FY'23 Voted Budget Without Health Benefits						**$ 84,802,267**	**832.42**	**$ 2,262,013**	**2.74%**	

WELLESLEY PUBLIC SCHOOLS

By Type and Category	FY'19 Expended	FY'20 Expended	FY'21 Expended	FY'22 Adjusted Budget	FY'22 Adjusted Budget FTE	FY'23 Voted Budget	FY'23 Voted FTE	$ Variance (FY'23-FY'22)	FTE Variance (FY'23-FY'22)	% Inc.
Salary and Other Compensation										
320: Instruction	$46,475,480	$48,035,418	$48,989,457	$51,246,293	509.68	$53,022,149	514.15	$1,775,856	4.47	
330: Administration	$1,042,102	$1,154,016	$1,241,044	$1,314,449	11.00	$1,335,162	11.00	$20,714	0.00	
340: Operations	$1,539,041	$1,517,046	$1,568,361	$1,622,702	18.10	$1,647,937	18.10	$25,236	0.00	
360: Student Services	$16,749,799	$17,131,218	$17,518,731	$18,776,046	288.15	$19,212,183	289.17	$436,138	1.02	
Salary and Other Compensation Total	**$65,806,423**	**$67,837,697**	**$69,317,593**	**$72,959,489**	**826.93**	**$75,217,432**	**832.42**	**$2,257,943**	**5.49**	**2.74%**
Expenses										
320: Instruction	$1,783,941	$1,602,955	$1,528,865	$2,354,324	0.00	$2,506,530	0.00	$152,206	0.00	
330: Administration	$138,364	$128,403	$481,405	$245,911		$245,911	0.00	$0	0.00	
340: Operations	$1,109,274	$1,060,765	$1,550,814	$1,595,533	0.00	$1,757,524	0.00	$161,991	0.00	
360: Student Services	$5,403,746	$4,849,744	$4,421,935	$5,384,997		$5,074,870	0.00	($310,127)	0.00	
Expenses Total	**$8,435,325**	**$7,641,866**	**$7,983,019**	**$9,580,765**	**0.00**	**$9,584,835**	**0.00**	**$4,070**	**0.00**	**0.00%**
FY'23 Voted Budget	**$74,241,747**	**$75,479,564**	**$77,300,612**	**$82,540,254**	**826.93**	**$84,802,267**	**832.42**	**$2,262,013**	**5.49**	**2.74%**
Health Benefits						**$ 10,000**				
FY'23 Voted Budget With Health Benefits						**$ 84,812,267**	**832.42**	**$ 2,272,013**	**2.75%**	
FY'23 Voted Budget Without Health Benefits						**$ 84,802,267**	**832.42**	**$ 2,262,013**	**2.74%**	

WELLESLEY PUBLIC SCHOOLS

By Architecture Category	FY'22 Adjusted Budget	FY'22 Adjusted Budget FTE	FY'23 Level Service	FY'23 Level Service FTE	FY'23 Strategic Plan	FY'23 Strategic Plan FTE	FY'23 Other Critical Needs	FY'23 Other Critical Needs FTE	FY'23 Hunnewell Swing Space / Enr.	FY'23 Hunnewell Swing Space / Enr. FTE	FY'23 Voted Budget	FY'23 Voted Budget FTE	FY'23 Variance $ (2023-2022)	FY'23 Variance FTE (2023-2022)
320: Instruction														
Salary and Other Compensation	$51,246,293	509.68	$1,464,755	0.60	$363,841	2.10	$246,194	7.60	($298,935)	(5.83)	$53,022,149	514.15	$1,775,856	4.47
Expenses	$2,354,324	0.00	$77,048		$62,158		$13,000		$0		$2,506,530	0.00	$152,206	0.00
320: Instruction Total	**$53,600,617**	**509.68**	**$1,541,803**	**0.60**	**$425,999**	**2.10**	**$259,194**	**7.60**	**($298,935)**	**(5.83)**	**$55,528,680**	**514.15**	**$1,928,062**	**4.47**
330: Administration														
Salary and Other Compensation	$1,314,449	11.00	$20,714								$1,335,162	11.00	$20,714	0.00
Expenses	$245,911										$245,911	0.00	$0	0.00
330: Administration Total	**$1,560,360**	**11.00**	**$20,714**								**$1,581,073**	**11.00**	**$20,714**	**0.00**
340: Operations														
Salary and Other Compensation	$1,622,702	18.10	$25,236								$1,647,937	18.10	$25,236	0.00
Expenses	$1,595,533	0.00	$144,141		$17,850				$0		$1,757,524	0.00	$161,991	0.00
340: Operations Total	**$3,218,235**	**18.10**	**$169,377**		**$17,850**				**$0**		**$3,405,461**	**18.10**	**$187,227**	**0.00**
360: Student Services														
Salary and Other Compensation	$18,776,046	288.15	$405,635	0.62	$30,502	0.40			$0	0.00	$19,212,183	289.17	$436,138	1.02
Expenses	$5,384,997		($310,127)						$0		$5,074,870	0.00	($310,127)	0.00
360: Student Services Total	**$24,161,043**	**288.15**	**$95,508**	**0.62**	**$30,502**	**0.40**			**$0**	**0.00**	**$24,287,053**	**289.17**	**$126,011**	**1.02**
FY'23 Voted Budget	**$82,540,254**	**826.93**	**$1,827,402**	**1.22**	**$474,351**	**2.50**	**$259,194**	**7.60**	**($298,935)**	**(5.83)**	**$84,802,267**	**832.42**	**$2,262,013**	**5.49**
Health Benefits				**($165,000)**		**$197,500**		**$52,500**		**($75,000)**		**$10,000**		
FY'23 Voted Budget with Health Benefits			**$1,662,402**	**1.22**	**$671,851**	**2.50**	**$311,694**	**7.60**	**($373,935)**	**(5.83)**	**$84,812,267**	**832.42**	**$2,272,013**	**2.75%**
FY'23 Voted Budget without Health Benefits			**$1,827,402**	**1.22**	**$474,351**	**2.50**	**$259,194**	**7.60**	**($298,935)**	**(5.83)**	**$84,802,267**	**5.49**	**$2,262,013**	**2.74%**

By Type and Object Code	FY'19 Expended	FY'20 Expended	FY'21 Expended	FY'22 Adjusted Budget	FY'22 Adjusted Budget FTE	FY'23 Voted Budget	FY'23 Voted FTE	$ Variance (FY'23-FY'22)	FTE Variance (FY'23-FY'22)
Salary and Other Compensation									
Accountant	$372,223	$383,171	$414,524	$429,294	6.00	$446,487	6.00	$17,193	0.00
Adjmnt Counselor/Social Worker	$96,981	$101,476	$104,142	$106,295	1.00	$106,295	1.00	$0	0.00
Administrative Assistant	$355,804	$369,594	$398,499	$414,108	5.00	$403,500	5.00	($10,608)	0.00
Assistant Director	$50,942	$62,995	$83,849	$86,915	1.00	$86,915	1.00	$0	0.00
Attendant	$90,038	$94,785	$72,160	$105,515	2.81	$143,170	3.81	$37,655	1.00
Clerical	$89,055	$91,812	$131,706	$135,343	2.36	$136,008	2.36	$665	0.00
Computer Technician	$302,800	$287,249	$217,573	$213,826	3.00	$221,057	3.00	$7,231	0.00
Counselor/Psychologist	$3,271,035	$3,427,269	$3,479,753	$3,720,345	36.40	$3,865,973	36.80	$145,628	0.40
Director/Department Head	$3,100,104	$3,376,718	$3,505,555	$3,581,830	26.60	$3,613,863	26.60	$32,033	(0.00)
Dispatcher	$17,400	$27,616	$28,889	$28,637	0.50	$33,902	0.50	$5,265	(0.00)
Driver	$372,135	$399,911	$364,387	$442,559	13.00	$507,387	13.00	$64,828	0.00
Instructional Assistant	$3,599,910	$3,622,399	$3,244,868	$3,216,039	115.50	$3,450,902	118.50	$234,863	3.00
Instructional Coordinator	$561,391	$546,074	$578,244	$545,547	5.00	$599,408	5.00	$53,861	0.00
Librarian	$687,008	$731,798	$738,495	$857,505	8.70	$891,233	8.90	$33,728	0.20
Manager/Assistant Manager	$609,039	$631,746	$659,423	$671,550	6.40	$666,729	6.40	($4,821)	0.00
METCO Grant Offset	($89,896)	($89,896)	($99,939)	($89,896)	0.00	($89,896)	0.00	$0	0.00
Mid Schl Student Activity Fees	($18,500)	($26,000)	($9,750)	($19,500)	0.00	$0	0.00	$19,500	0.00
Monitor	$44,921	$39,199	$24,810	$40,653	2.15	$43,013	1.72	$2,359	(0.43)
Nurse/Physician	$1,102,598	$1,116,451	$1,136,627	$1,207,671	13.40	$1,199,735	13.40	($7,935)	0.00
Other Professional Staff	$149,896	$186,753	$256,097	$249,715	3.00	$258,673	3.00	$8,958	0.00
Other Support Staff	$0	$62,976	$142,827	$158,362	2.31	$205,052	2.31	$46,689	0.00
Other Temporary Salaries	$21,745	$11,283	$8,357	$20,808	0.00	$41,616	0.00	$20,808	0.00
Other Temporary Staff	$1,026,879	$825,603	$820,876	$1,134,926	0.74	$1,126,404	0.74	($8,522)	0.00
Paraprofessional	$1,387,919	$1,463,788	$1,749,581	$2,058,491	57.75	$1,967,622	53.05	($90,869)	(4.70)
Paraprofessional Program	$0	$0	($65)	$0	0.00	$0	0.00	$0	0.00
PAWS Tuition Offset	($304,240)	($314,240)	($195,000)	($267,104)	0.00	($450,000)	0.00	($182,896)	0.00
Principal/Assistant Principal	$2,010,029	$2,060,081	$2,101,538	$2,180,921	14.00	$2,195,497	14.00	$14,576	0.00
Salary and Lane Change Reserve	$0	$0	$0	$500,278	0.00	$2,415,164	0.00	$1,914,886	0.00
Scheduled Non-Program Overtime	$25,702	$16,068	$11,277	$0	0.00	$0	0.00	$0	0.00
Scheduled Overtime	$195	$0	$0	$15,300	0.00	$15,300	0.00	$0	0.00
Secretary	$1,387,663	$1,440,514	$1,462,226	$1,459,327	26.73	$1,490,938	26.73	$31,610	0.00
Senior Administrators	$867,587	$989,053	$999,019	$1,074,107	6.00	$1,088,885	6.00	$14,778	0.00
Special Education Team Chair	$455,643	$454,230	$500,767	$576,791	5.00	$576,791	5.00	$0	0.00
Specialist	$1,876,687	$1,890,793	$1,886,133	$2,052,100	17.80	$2,491,884	23.80	$439,784	6.00
Stipends	$238,083	$284,612	$211,302	$337,379	0.00	$351,495	0.00	$14,116	0.00
Substitute Other	$38,535	$16,634	$22,854	$41,616	0.00	$41,616	0.00	$0	0.00
Substitute Secretary/Clerk	$13,441	$7,522	$2,956	$15,000	0.00	$15,000	0.00	$0	0.00
Substitute Support Staff S-T	$47,332	$951	$0	$96,287	0.00	$55,000	0.00	($41,287)	0.00
Substitute Teacher-Long Term	$322,845	$191,801	$264,243	$359,824	0.00	$646,500	11.00	$286,676	11.00
Substitute Teachers-Short Term	$524,497	$319,148	$272,138	$493,233	0.00	$87,464	0.00	($405,769)	0.00
Supervisor	$70,445	$50,933	$51,578	$52,610	0.60	$52,610	0.60	$0	0.00
Teacher	$37,630,719	$39,093,290	$40,068,699	$40,741,284	402.93	$40,878,777	391.95	$137,493	(10.98)
Teacher (Summer Programming)	$0	$0	$5,659	$57,508	0.00	$57,508	0.00	$0	0.00
Technician	$18,299	$26,086	$33,524	$19,038	0.30	$20,392	0.30	$1,353	0.00
Technology Assistant	$333,800	$394,730	$433,832	$454,967	8.00	$450,415	8.00	($4,553)	0.00
Therapist	$3,045,192	$3,069,540	$3,098,856	$3,260,782	32.95	$3,351,672	32.95	$90,890	0.00
Transp. Homeless Reimbursement	($20,500)	($20,500)	$0	($12,750)	0.00	($12,750)	0.00	$0	0.00
Transp. Vocational Reimbursement	$0	$0	($1,500)	($6,000)	0.00	($6,000)	0.00	$0	0.00
Turnover Savings	$0	$0	$0	$0	0.00	($650,000)	0.00	($650,000)	0.00
Tutor	$1,976	$0	$4,797	$5,528	0.00	$5,528	0.00	$0	0.00
Unapprop/Unassigned	($45,000)	$13,033	$0	$0	0.00	$0	0.00	$0	0.00
WHS Athletic Nursing Offset	($5,648)	($5,648)	$0	($5,648)	0.00	($5,648)	0.00	$0	0.00
WHS Parking Fees Offset	($35,000)	($9,750)	($20,000)	($35,000)	0.00	($35,000)	0.00	$0	0.00
WHS Student Activity Fees	($60,000)	($38,000)	($24,000)	($19,875)	0.00	$0	0.00	$19,875	0.00
Workshops	$166,713	$162,045	$75,207	$195,448	0.00	$163,348	0.00	($32,100)	0.00
Salary and Other Compensation Total	**$65,806,423**	**$67,837,697**	**$69,317,593**	**$72,959,489**	**826.93**	**$75,217,432**	**832.42**	**$2,257,943**	**5.49**

By Type and Object Code	FY'19 Expended	FY'20 Expended	FY'21 Expended	FY'22 Adjusted Budget	FY'22 Adjusted Budget FTE	FY'23 Voted Budget	FY'23 Voted FTE	$ Variance (FY'23-FY'22)	FTE Variance (FY'23-FY'22)
Expenses									
Advertising - Employment	$11,758	$12,768	$4,229	$15,000		$15,000	0.00	$0	0.00
Advertising - General	$248	$745	$273	$270		$270	0.00	$0	0.00
Athletic Officials Services	$57,298	$39,850	$36,360	$72,582		$72,582	0.00	$0	0.00
Athletic Trips Transportation	$261,353	$174,490	$119,275	$288,271		$331,512	0.00	$43,241	0.00
Auditorium Maintenance	$14,348	$6,990	$9,056	$12,000		$12,000	0.00	$0	0.00
Bad Debt Provision	$0	$0	$0	$2,000		$2,000	0.00	$0	0.00
Book Binding Services	$302	$0	$0	$500		$500	0.00	$0	0.00
Building Rental/Lease	$0	$0	$4,890	$37,500		$50,463	0.00	$12,963	0.00
Circuit Breaker Offset	($2,581,674)	($3,564,653)	($3,491,265)	($3,365,782)		($3,246,487)	0.00	$119,295	0.00
Computer Equipment Maintenance	$101,233	$83,875	$74,118	$113,409		$108,885	0.00	($4,524)	0.00
Computer Supplies	$31,997	$13,750	$222,792	$60,324		$45,479	0.00	($14,845)	0.00
Computers M&R Supplies	$19,908	$23,324	$20,007	$32,399		$29,849	0.00	($2,550)	0.00
Conf/Mtgs - Administrators	$10,759	$15,873	$10,324	$37,543		$32,932	0.00	($4,611)	0.00
Conf/Mtgs - Comm/Board Members	$7,511	$3,833	$0	$3,500		$3,500	0.00	$0	0.00
Conf/Mtgs - Professional Staff	$53,342	$48,624	$45,537	$95,774		$78,737	0.00	($17,037)	0.00
Conf/Mtgs - Support Staff	$0	$900	$225	$942		$350	0.00	($592)	0.00
Copier Maintenance	$0	$0	$0	$90,000		$90,000	0.00	$0	0.00
Copier Supplies	$42,098	$16,376	$9,841	$24,189		$11,750	0.00	($12,439)	0.00
Counseling Services	$42,000	$42,840	$43,500	$45,390		$45,390	0.00	$0	0.00
Credit Card Charges	$0	$605	$4,053	$500		$500	0.00	$0	0.00
Dues - Administrators	$23,019	$24,253	$17,805	$32,687		$32,198	0.00	($489)	0.00
Dues - Committee/Board Members	$7,217	$0	$6,652	$8,750		$8,750	0.00	$0	0.00
Dues - Organizational	$24,982	$25,112	$19,779	$29,130		$29,130	0.00	$0	0.00
Dues - Professional Staff	$388	$859	$807	$1,510		$1,385	0.00	($125)	0.00
Electricity	$0	$0	$0	$535		$535	0.00	$0	0.00
Electronic Media	$2,489	$1,754	$884	$3,864		$2,114	0.00	($1,750)	0.00
Electronic Texts/Materials	$0	$0	$0	$0		$0	0.00	$0	0.00
Employment Medical Exams	$7,242	$4,900	$370,678	$5,000		$5,000	0.00	$0	0.00
Equipment M&R Supplies	$7,561	$2,518	$2,635	$6,875		$3,200	0.00	($3,675)	0.00
Equipment Maintenance	$42,567	$37,142	$26,916	$54,573		$49,596	0.00	($4,977)	0.00
Field Trips Transportation	$14,280	$5,258	$0	$13,600		$13,600	0.00	$0	0.00
Fitness And Athletic Supplies	$98,302	$67,003	$75,711	$107,673		$110,112	0.00	$2,439	0.00
Food - Departmental	$14,372	$9,218	$8,984	$13,895		$14,675	0.00	$780	0.00
Gasoline	$31,220	$22,946	$16,456	$40,500		$40,500	0.00	$0	0.00
Graduation Expenses	$19,868	$5,429	$24,623	$20,000		$20,000	0.00	$0	0.00
In District Travel	$4,873	$4,968	$1,080	$8,000		$8,000	0.00	$0	0.00
Information Technology Serv	$69,208	$70,620	$93,047	$89,468		$99,496	0.00	$10,028	0.00
Instructional Equipment	$48,030	$60,811	$37,790	$44,894		$44,894	0.00	$0	0.00
Instructional Materials	$447,547	$361,522	$471,197	$469,711		$491,055	0.00	$21,344	0.00
Instructional Software	$41,979	$57,198	$57,015	$85,435		$95,103	0.00	$9,668	0.00
Late Fees/Interest Charges	$12,283	$23	($740)	$0		$0	0.00	$0	0.00
Legal Services-Labor Counsel	$8,883	$10,000	$19,263	$50,000		$50,000	0.00	$0	0.00
Legal Services-Special Counsel	$55,231	$23,563	$52,250	$75,000		$75,000	0.00	$0	0.00
Lumber And Wood	$13,110	$14,482	$8,233	$16,570		$18,000	0.00	$1,430	0.00
Medical Supplies	$7,340	$8,736	$4,527	$10,250		$10,730	0.00	$480	0.00
Office Supplies	$45,503	$37,048	$27,050	$36,316		$43,087	0.00	$6,771	0.00
On-Line Databases/Subscription	$37,458	$40,658	$39,623	$35,998		$36,233	0.00	$235	0.00
Other Communications Services	$33,747	$24,369	$16,466	$32,067		$35,882	0.00	$3,815	0.00
Other Contractual Services	$26,346	$21,969	$17,535	$46,635		$48,135	0.00	$1,500	0.00
Other Employee Fringe Benefits	$30,575	$30,000	$29,994	$35,000		$35,000	0.00	$0	0.00
Other General Supplies	$169,972	$197,436	$197,968	$175,340		$230,594	0.00	$55,254	0.00
Other Insurance - Flood	$0	$0	$0	$5,500		$5,500	0.00	$0	0.00
Other Liability Insurance	$0	$0	$0	$975		$975	0.00	$0	0.00
Other Library Supplies	$3,234	$2,945	$5,909	$4,925		$14,136	0.00	$9,211	0.00
Other Professional Services	$151,855	$99,567	$126,674	$218,889		$222,039	0.00	$3,150	0.00
Other Purchased Services	$8,684	$10,423	$8,618	$11,500		$11,500	0.00	$0	0.00
Other Temporary Staff	$12,133	$13,437	$5,711	$0		$0	0.00	$0	0.00
Other Vehicular Supplies	$1,370	$4,565	$3,001	$2,500		$2,500	0.00	$0	0.00
Paper And Stationery	$39,356	$32,366	$27,591	$40,000		$40,000	0.00	$0	0.00
Periodicals And Newspapers	$2,003	$1,765	$1,911	$7,518		$6,806	0.00	($712)	0.00
Postage	$21,353	$24,860	$11,747	$30,701		$29,451	0.00	($1,250)	0.00

By Type and Object Code	FY'19 Expended	FY'20 Expended	FY'21 Expended	FY'22 Adjusted Budget	FY'22 Adjusted Budget FTE	FY'23 Voted Budget	FY'23 Voted FTE	$ Variance (FY'23-FY'22)	FTE Variance (FY'23-FY'22)
Print Resources	$45,122	$49,192	$47,678	$44,049		$42,933	0.00	($1,116)	0.00
Pupil Tutoring Services	$6,054	$1,558	$5,005	$7,209		$6,900	0.00	($309)	0.00
Recreational Facilities Rental	$92,467	$156,159	$100,876	$223,458		$247,630	0.00	$24,172	0.00
Registration Costs	$1,950	$1,809	$1,103	$2,520		$2,520	0.00	$0	0.00
Residential Tuition	$3,459,966	$3,826,573	$3,136,235	$3,100,469		$2,555,122	0.00	($545,347)	0.00
School Bus Transportation	$1,860,428	$1,519,116	$1,339,140	$2,049,881		$2,223,209	0.00	$173,328	0.00
School Transportation Homeless	$29,677	$9,061	$21,956	$50,000		$50,000	0.00	$0	0.00
Software	$300	$395	$0	$0		$0	0.00	$0	0.00
Software Licenses	$251,175	$332,735	$391,492	$397,640	0.00	$425,275	0.00	$27,635	0.00
Special Education Evaluations	$0	$0	$0	$0		$0	0.00	$0	0.00
Telephone	$57,587	$89,628	$77,917	$95,000		$95,000	0.00	$0	0.00
Testing Protocols	$32,271	$51,876	$30,392	$33,555		$28,586	0.00	($4,969)	0.00
Textbooks And Related Software	$393,082	$280,418	$347,336	$432,591		$428,733	0.00	($3,858)	0.00
Training And Development	$88,870	$120,670	$110,737	$149,951		$149,197	0.00	($754)	0.00
Translation/Interpreting Service	$66,379	$52,704	$61,240	$84,337		$84,337	0.00	$0	0.00
Transp Reimburse Parents	$10,000	$10,000	$10,862	$3,500		$3,500	0.00	$0	0.00
Transp. Optional Busing Fees	($485,875)	($407,500)	($100,000)	($416,800)		($407,150)	0.00	$9,650	0.00
Transportation OOD Private	$0	$0	$0	$0		$0	0.00	$0	0.00
Travel - Mileage	$3,119	$2,365	$0	$11,650	0.00	$11,550	0.00	($100)	0.00
Tuition In-State Schools	$45,700	$10,830	$0	$78,000		$78,000	0.00	$0	0.00
Tuition Out-Of-State Schools	$433,541	$318,312	$344,269	$283,350		$264,912	0.00	($18,438)	0.00
Tuition Private Schools	$2,266,467	$2,345,045	$2,765,971	$3,352,576		$3,515,669	0.00	$163,093	0.00
Tuition Vocational	$25,126	$33,940	$7,574	$26,365		$26,365	0.00	$0	0.00
Uniforms	$4,488	$1,473	$1,123	$4,425		$4,075	0.00	($350)	0.00
Vehicle Maintenance	$13,953	$11,170	$8,146	$13,000		$13,000	0.00	$0	0.00
Vehicle Use	$77,446	$69,879	$84,631	$134,950		$106,430	0.00	($28,520)	0.00
Vehicular Parts & Accessories	$14,448	$17,041	$7,740	$15,000		$14,500	0.00	($500)	0.00
Vehicular Tires And Tubes	$3,039	$180	$2,209	$3,000		$2,000	0.00	($1,000)	0.00
Video Media	$0	$0	$60	$1,050		$450	0.00	($600)	0.00
WHS Art Fees Offset	($43,000)	($34,000)	($35,000)	($26,250)		$0	0.00	$26,250	0.00
WHS Athletic Fees/Gate Receipts	($466,143)	($354,000)	($452,000)	($457,300)		($475,000)	0.00	($17,700)	0.00
WHS Perf. Arts Instrument Offset	($8,000)	($8,000)	$0	$0		$0	0.00	$0	0.00
WHS Perf. Arts PD Offset	($5,000)	($5,000)	$0	$0		$0	0.00	$0	0.00
WHS Special Education Tuition Offset	($90,000)	($44,951)	($150,000)	($95,970)		($95,970)	0.00	$0	0.00
WMS Art Fees Offset	($20,000)	($10,000)	($20,000)	($15,000)		$0	0.00	$15,000	0.00
WMS Athletic Fees	($78,056)	($62,165)	$0	($73,381)		($83,381)	0.00	($10,000)	0.00
WMS Perf. Arts Instrument Offset	($4,000)	($4,000)	$0	$0		$0	0.00	$0	0.00
Workbooks	$0	$0	$0	$1,082		$1,082	0.00	$0	0.00
Expenses Total	**$8,435,325**	**$7,641,866**	**$7,983,019**	**$9,580,765**	**0.00**	**$9,584,835**	**0.00**	**$4,070**	**0.00**
FY'23 Voted Budget	**$74,241,747**	**$75,479,564**	**$77,300,612**	**$82,540,254**	**826.93**	**$84,802,267**	**832.42**	**$2,262,013**	**5.49**

By Program and Object Code	FY'19 Expended	FY'20 Expended	FY'21 Expended	FY'22 Adjusted Budget	FY'22 Adjusted Budget FTE	FY'23 Voted Budget	FY'23 Voted FTE	$ Variance (FY'23-FY'22)	FTE Variance (FY'23-FY'22)
After School Activities									
Conf/Mtgs - Students	$206	$0	$0	$0		$0	0.00	$0	0.00
Dues - Organizational	$1,075	$1,299	$944	$1,480		$1,480	0.00	$0	0.00
Field Trips Transportation	$5,460	$0	$0	$3,600		$3,600	0.00	$0	0.00
Food - Departmental	$0	$0	$0	$85		$85	0.00	$0	0.00
Mid Schl Student Activity Fees	($18,500)	($26,000)	($9,750)	($19,500)	0.00	$0	0.00	$19,500	0.00
Other General Supplies	$1,514	$500	$622	$1,400		$14,664	0.00	$13,264	0.00
Other Temporary Staff	$0	$6,051	$0	$0	0.00	$0	0.00	$0	0.00
Stipends	$170,831	$188,402	$136,862	$208,919	0.00	$219,299	0.00	$10,380	0.00
Travel - Mileage	$0	$0	$0	$50		$50	0.00	$0	0.00
WHS Student Activity Fees	($60,000)	($38,000)	($24,000)	($19,875)	0.00	$0	0.00	$19,875	0.00
After School Activities Total	**$100,586**	**$132,252**	**$104,678**	**$176,159**	**0.00**	**$239,178**	**0.00**	**$63,019**	**0.00**
Athletics									
Assistant Director	$50,942	$62,995	$83,849	$86,915	1.00	$86,915	1.00	$0	0.00
Athletic Officials Services	$57,298	$39,850	$36,360	$72,582		$72,582	0.00	$0	0.00
Athletic Trips Transportation	$261,353	$174,490	$119,275	$288,271		$331,512	0.00	$43,241	0.00
Director/Department Head	$140,659	$146,407	$150,877	$153,896	1.00	$153,896	1.00	$0	0.00
Dues - Organizational	$19,573	$19,538	$14,065	$20,800		$20,800	0.00	$0	0.00
Electricity	$0	$0	$0	$535		$535	0.00	$0	0.00
Fitness And Athletic Supplies	$88,067	$56,935	$60,639	$95,520		$95,520	0.00	$0	0.00
Gasoline	$218	$395	$169	$1,500		$1,500	0.00	$0	0.00
Other Contractual Services	$12,500	$11,085	$3,625	$13,785		$13,785	0.00	$0	0.00
Other Insurance - Flood	$0	$0	$0	$5,500		$5,500	0.00	$0	0.00
Other Liability Insurance	$0	$0	$0	$975		$975	0.00	$0	0.00
Other Professional Staff	$92,945	$94,750	$70,819	$58,745	1.00	$61,195	1.00	$2,450	0.00
Other Temporary Staff	$599,707	$485,749	$524,500	$656,963	0.00	$648,441	0.00	($8,522)	0.00
Recreational Facilities Rental	$92,467	$156,159	$100,876	$223,458		$247,630	0.00	$24,172	0.00
Secretary	$55,238	$56,792	$57,731	$58,881	1.00	$58,881	1.00	$0	0.00
Software Licences	$725	$1,590	$0	$500		$500	0.00	$0	0.00
Travel - Mileage	$375	$0	$0	$2,500		$2,500	0.00	$0	0.00
Vehicle Use	$51,588	$0	$0	$25,000		$25,000	0.00	$0	0.00
WHS Athletic Fees/Gate Receipts	($466,143)	($354,000)	($452,000)	($457,300)		($475,000)	0.00	($17,700)	0.00
WMS Athletic Fees	($78,056)	($62,165)	$0	($73,381)		($83,381)	0.00	($10,000)	0.00
Athletics Total	**$979,456**	**$890,570**	**$770,785**	**$1,235,645**	**4.00**	**$1,269,286**	**4.00**	**$33,641**	**0.00**
Community Services									
Scheduled Overtime	$195	$0	$0	$15,300	0.00	$15,300	0.00	$0	0.00
Community Services Total	**$195**	**$0**	**$0**	**$15,300**	**0.00**	**$15,300**	**0.00**	**$0**	**0.00**
Curriculum & Instruction									
Conf/Mtgs - Administrators	$902	$0	$0	$1,000		$1,000	0.00	$0	0.00
Dues - Administrators	$0	$0	$139	$550		$550	0.00	$0	0.00
Instructional Materials	$9,471	$229	$448	$5,770		$5,770	0.00	$0	0.00
Office Supplies	$5,579	$4,303	$3,351	$5,000		$5,000	0.00	$0	0.00
Other Contractual Services	$0	$0	$0	$6,500		$3,000	0.00	($3,500)	0.00
Other Professional Staff	$28,656	$104,567	$114,854	$117,533	1.00	$122,431	1.00	$4,898	0.00
Other Temporary Staff	$2,572	$488	$0	$0	0.00	$0	0.00	$0	0.00
Textbooks And Related Software	$313,571	$219,800	$268,734	$341,465		$344,965	0.00	$3,500	0.00
Workshops	$116,919	$109,394	$57,591	$92,348	0.00	$92,348	0.00	$0	0.00
Curriculum & Instruction Total	**$477,671**	**$438,781**	**$445,117**	**$570,166**	**1.00**	**$575,064**	**1.00**	**$4,898**	**0.00**
District Administration									
Accountant	$63,648	$67,848	$70,648	$75,906	1.00	$72,979	1.00	($2,927)	0.00
Administrative Assistant	$260,283	$261,204	$286,514	$299,729	3.50	$286,408	3.50	($13,321)	0.00
Advertising - Employment	$11,758	$12,768	$4,229	$15,000		$15,000	0.00	$0	0.00
Advertising - General	$68	$233	$0	$0		$0	0.00	$0	0.00
Book Binding Services	$302	$0	$0	$500		$500	0.00	$0	0.00
Clerical	$54,756	$56,310	$87,835	$84,383	1.50	$85,048	1.50	$665	0.00
Conf/Mtgs - Administrators	$4,032	$3,828	$3,133	$6,000		$6,000	0.00	$0	0.00
Conf/Mtgs - Comm/Board Members	$7,511	$3,833	$0	$3,500		$3,500	0.00	$0	0.00
Dues - Administrators	$7,794	$13,806	$8,284	$15,000		$15,000	0.00	$0	0.00
Dues - Committee/Board Members	$7,217	$0	$6,652	$8,750		$8,750	0.00	$0	0.00
Dues - Organizational	$250	$250	$250	$2,250		$2,250	0.00	$0	0.00
Employment Medical Exams	$7,242	$4,900	$370,678	$5,000		$5,000	0.00	$0	0.00
Food - Departmental	$7,252	$5,124	$391	$5,000		$5,000	0.00	$0	0.00
In District Travel	$4,873	$4,968	$1,080	$8,000		$8,000	0.00	$0	0.00
Legal Services-Labor Counsel	$8,883	$10,000	$19,263	$50,000		$50,000	0.00	$0	0.00
Office Supplies	$5,005	$3,268	$1,114	$5,000		$5,000	0.00	$0	0.00

By Program and Object Code	FY'19 Expended	FY'20 Expended	FY'21 Expended	FY'22 Adjusted Budget	FY'22 Adjusted Budget FTE	FY'23 Voted Budget	FY'23 Voted FTE	$ Variance (FY'23-FY'22)	FTE Variance (FY'23-FY'22)
Other Employee Fringe Benefits	$30,575	$30,000	$29,994	$35,000		$35,000	0.00	$0	0.00
Other Professional Services	$0	$0	$0	$30,000		$30,000	0.00	$0	0.00
Other Temporary Salaries	$21,745	$11,283	$8,357	$20,808	0.00	$41,616	0.00	$20,808	0.00
Periodicals And Newspapers	$236	$153	$367	$175		$175	0.00	$0	0.00
Secretary	$0	$10,098	$38,801	$23,095	0.50	$23,806	0.50	$711	0.00
Senior Administrators	$641,669	$747,273	$748,889	$810,527	4.50	$825,305	4.50	$14,778	0.00
Software Licenses	$32,722	$34,366	$35,670	$54,236		$54,236	0.00	$0	0.00
Telecommunications	$2,000	$0	$300	$2,500		$2,500	0.00	$0	0.00
Training And Development	$500	$0	$0	$0		$0	0.00	$0	0.00
Travel - Mileage	$145	$906	$0	$0		$0	0.00	$0	0.00
District Administration Total	**$1,180,466**	**$1,282,418**	**$1,722,449**	**$1,560,360**	**11.00**	**$1,581,073**	**11.00**	**$20,714**	**0.00**
Education Technology									
Computer Supplies	$5,249	$1,614	$2,601	$5,747		$4,448	0.00	($1,299)	0.00
Conf/Mtgs - Administrators	$289	$300	$0	$3,300		$3,300	0.00	$0	0.00
Conf/Mtgs - Professional Staff	$930	$1,565	$349	$2,461		$1,230	0.00	($1,231)	0.00
Director/Department Head	$140,659	$144,192	$147,062	$149,988	1.00	$149,988	1.00	$0	0.00
Dues - Administrators	$0	$0	$0	$1,208		$1,208	0.00	$0	0.00
Equipment Maintenance	$1,606	$500	$0	$1,921		$4,021	0.00	$2,100	0.00
Instructional Coordinator	$234,861	$179,467	$106,318	$336,966	3.00	$341,819	3.00	$4,853	0.00
Instructional Equipment	$0	$799	$0	$0		$0	0.00	$0	0.00
Instructional Materials	$114	$437	$136	$211		$5,119	0.00	$4,908	0.00
Instructional Software	$39,558	$54,083	$53,863	$79,755		$90,923	0.00	$11,168	0.00
Office Supplies	$817	$1,009	$920	$305		$305	0.00	$0	0.00
Other Professional Services	$482	$0	$3,163	$3,000		$3,000	0.00	$0	0.00
Postage	$0	$0	$4	$0		$0	0.00	$0	0.00
Secretary	$24,321	$27,546	$27,998	$34,267	0.60	$34,267	0.60	$0	0.00
Software Licenses	$70,370	$72,352	$83,866	$62,879		$62,879	0.00	$0	0.00
Specialist	$454,238	$470,823	$477,178	$489,848	4.00	$489,848	4.00	$0	0.00
Teacher	$21,835	$104,234	$0	$0	0.00	$0	0.00	$0	0.00
Technology Assistant	$308,046	$355,570	$377,266	$388,698	6.80	$383,872	6.80	($4,826)	0.00
Education Technology Total	**$1,303,376**	**$1,414,490**	**$1,280,724**	**$1,560,554**	**15.40**	**$1,576,227**	**15.40**	**$15,673**	**0.00**
English & Language Arts									
Conf/Mtgs - Professional Staff	$4,645	$3,414	$2,031	$3,300		$3,300	0.00	$0	0.00
Director/Department Head	$268,519	$296,535	$304,145	$300,093	2.30	$305,479	2.30	$5,386	0.00
Dues - Administrators	$219	$0	$0	$100		$100	0.00	$0	0.00
Electronic Media	$407	$0	$0	$514		$514	0.00	$0	0.00
Instructional Materials	$2,784	$1,523	$415	$4,450		$4,450	0.00	$0	0.00
Other Professional Services	$1,000	$0	$1,200	$2,000		$2,000	0.00	$0	0.00
Periodicals And Newspapers	$118	$149	$0	$1,600		$1,600	0.00	$0	0.00
Substitute Teacher-Long Term	$13,639	$0	$0	$0	0.00	$0	0.00	$0	0.00
Teacher	$2,834,000	$2,905,081	$3,008,328	$2,986,742	30.10	$3,118,501	29.60	$131,758	(0.50)
Textbooks And Related Software	$26,875	$26,134	$28,865	$24,411		$24,411	0.00	$0	0.00
Video Media	$0	$0	$0	$250		$250	0.00	$0	0.00
English & Language Arts Total	**$3,152,207**	**$3,232,835**	**$3,344,984**	**$3,323,461**	**32.40**	**$3,460,605**	**31.90**	**$137,144**	**(0.50)**
English Language Learners									
Conf/Mtgs - Administrators	$0	$0	$0	$300		$300	0.00	$0	0.00
Conf/Mtgs - Professional Staff	$0	$2,872	$0	$2,450		$700	0.00	($1,750)	0.00
Director/Department Head	$76,081	$77,603	$79,155	$67,590	0.60	$80,738	0.60	$13,147	(0.00)
Dues - Administrators	$0	$0	$0	$200		$200	0.00	$0	0.00
Instructional Materials	$7,850	$1,446	$1,157	$8,050		$9,799	0.00	$1,749	0.00
Office Supplies	$0	$0	$0	$100		$100	0.00	$0	0.00
Stipends	$0	$122	$0	$750	0.00	$750	0.00	$0	0.00
Teacher	$575,243	$649,892	$676,213	$713,685	7.60	$779,215	7.60	$65,530	0.00
Training And Development	$0	$0	$0	$5,000		$5,000	0.00	$0	0.00
Translation/Interpreting Serv	$16,681	$25,866	$19,800	$44,337		$44,337	0.00	$0	0.00
Translation/Interpretting Serv	$7,990	$2,610	$2,408	$0		$0	0.00	$0	0.00
English Language Learners Total	**$683,845**	**$760,412**	**$778,733**	**$842,462**	**8.20**	**$921,139**	**8.20**	**$78,677**	**(0.00)**
Family & Consumer Science									
Conf/Mtgs - Professional Staff	$0	$0	$0	$376		$376	0.00	$0	0.00
Director/Department Head	$25,360	$25,868	$26,385	$26,913	0.20	$26,913	0.20	$0	0.00
Dues - Administrators	$89	$89	$0	$130		$130	0.00	$0	0.00
Dues - Professional Staff	$0	$0	$0	$85		$85	0.00	$0	0.00
Equipment Maintenance	$0	$371	$0	$100		$100	0.00	$0	0.00
Food - Departmental	$6,116	$3,759	$7,056	$6,720		$7,500	0.00	$780	0.00
Instructional Materials	$399	$716	$2,279	$764		$1,064	0.00	$300	0.00

By Program and Object Code	FY'19 Expended	FY'20 Expended	FY'21 Expended	FY'22 Adjusted Budget	FY'22 Adjusted Budget FTE	FY'23 Voted Budget	FY'23 Voted FTE	$ Variance (FY'23-FY'22)	FTE Variance (FY'23-FY'22)
Periodicals And Newspapers	$510	$247	$0	$355		$355	0.00	$0	0.00
Teacher	$560,978	$575,470	$589,671	$487,717	5.15	$503,457	5.25	$15,740	0.10
Textbooks And Related Software	$3,852	$0	$0	$4,000		$4,000	0.00	$0	0.00
Unapprop/Unassigned	$0	$13,033	$0	$0	0.00	$0	0.00	$0	0.00
Family & Consumer Science Total	**$597,305**	**$619,553**	**$625,391**	**$527,160**	**5.35**	**$543,980**	**5.45**	**$16,820**	**0.10**
Finance/Admin. Services									
Accountant	$247,589	$251,060	$271,979	$276,513	4.00	$292,065	4.00	$15,552	0.00
Administrative Assistant	$71,309	$75,502	$79,834	$81,431	1.00	$81,431	1.00	$0	0.00
Advertising - General	$180	$512	$273	$270		$270	0.00	$0	0.00
Bad Debt Provision	$0	$0	$0	$2,000		$2,000	0.00	$0	0.00
Clerical	$3,899	$3,534	$0	$5,100	0.00	$5,100	0.00	$0	0.00
Computer Supplies	$1,005	$0	$7,520	$1,500		$1,500	0.00	$0	0.00
Conf/Mtgs - Administrators	$782	$3,164	$100	$3,500		$3,500	0.00	$0	0.00
Conf/Mtgs - Support Staff	$0	$225	$225	$200		$200	0.00	$0	0.00
Copier Maintenance	$0	$0	$0	$90,000		$90,000	0.00	$0	0.00
Credit Card Charges	$0	$605	$4,053	$500		$500	0.00	$0	0.00
Dues - Administrators	$3,040	$3,100	$3,120	$5,000		$5,000	0.00	$0	0.00
Equipment Maintenance	$557	$701	$2,906	$1,700		$1,700	0.00	$0	0.00
Late Fees/Interest Charges	$12,283	$16	($740)	$0		$0	0.00	$0	0.00
Manager/Assistant Manager	$102,159	$112,920	$115,720	$118,020	1.00	$118,020	1.00	$0	0.00
Office Supplies	$15,187	$9,454	$10,775	$10,000		$10,000	0.00	$0	0.00
Other Professional Services	$0	$0	$0	$35,000		$35,000	0.00	$0	0.00
Other Purchased Services	$8,684	$10,423	$8,618	$11,500		$11,500	0.00	$0	0.00
Postage	$6,818	$13,527	$7,742	$13,500		$13,500	0.00	$0	0.00
Secretary	$48,205	$47,130	$29,632	$28,556	0.50	$33,946	0.50	$5,390	0.00
Senior Administrators	$160,055	$163,920	$170,720	$180,720	1.00	$180,720	1.00	$0	0.00
Software	$300	$0	$0	$0		$0	0.00	$0	0.00
Software Licenses	$40,052	$28,787	$33,781	$37,500		$37,500	0.00	$0	0.00
Training And Development	$2,869	$2,677	$4,503	$15,000		$15,000	0.00	$0	0.00
Finance/Admin. Services Total	**$724,974**	**$727,256**	**$750,761**	**$917,510**	**7.50**	**$938,452**	**7.50**	**$20,943**	**0.00**
Fitness and Health									
Conf/Mtgs - Administrators	$99	$302	$80	$300		$300	0.00	$0	0.00
Conf/Mtgs - Professional Staff	$2,479	$2,875	$396	$4,185		$2,825	0.00	($1,360)	0.00
Director/Department Head	$76,081	$77,603	$79,155	$80,738	0.60	$80,738	0.60	$0	0.00
Dues - Administrators	$65	$65	$0	$150		$150	0.00	$0	0.00
Equipment Maintenance	$5,610	$6,823	$1,992	$8,240		$8,100	0.00	($140)	0.00
Fitness And Athletic Supplies	$9,811	$9,629	$14,622	$11,653		$14,092	0.00	$2,439	0.00
Instructional Materials	$257	$1,437	$1,452	$690		$450	0.00	($240)	0.00
Office Supplies	$195	$209	$561	$200		$200	0.00	$0	0.00
Secretary	$13,111	$13,937	$12,954	$16,318	0.31	$16,318	0.31	$0	0.00
Teacher	$1,788,731	$1,825,837	$1,960,207	$1,909,915	16.70	$1,882,424	16.30	($27,492)	(0.40)
Training And Development	$6,743	$3,120	$9,433	$5,600		$6,300	0.00	$700	0.00
Uniforms	$4,488	$1,473	$1,123	$4,425		$4,075	0.00	($350)	0.00
Fitness and Health Total	**$1,907,671**	**$1,943,310**	**$2,081,975**	**$2,042,414**	**17.61**	**$2,015,971**	**17.21**	**($26,443)**	**(0.40)**
General Education Services									
Computer Supplies	$15,693	$8,758	$2,481	$42,717		$29,250	0.00	($13,467)	0.00
Conf/Mtgs - Professional Staff	$15,501	$15,953	$10,444	$17,339		$15,339	0.00	($2,000)	0.00
Copier Supplies	$33,636	$11,005	$5,169	$14,439		$2,000	0.00	($12,439)	0.00
Equipment Maintenance	$3,293	$2,979	$5,534	$9,770		$9,770	0.00	$0	0.00
Field Trips Transportation	$8,820	$5,258	$0	$10,000		$10,000	0.00	$0	0.00
Instructional Assistant	$619,989	$771,542	$761,823	$789,827	27.00	$879,252	30.00	$89,425	3.00
Instructional Materials	$75,242	$51,582	$48,676	$58,673		$52,889	0.00	($5,784)	0.00
Instructional Software	$0	$0	$0	$1,500		$0	0.00	($1,500)	0.00
METCO Grant Offset	($89,896)	($89,896)	($99,939)	($89,896)	0.00	($89,896)	0.00	$0	0.00
Other General Supplies	$162,652	$189,796	$187,762	$165,994		$207,984	0.00	$41,990	0.00
Periodicals And Newspapers	$244	$0	$140	$250		$0	0.00	($250)	0.00
Salary and Lane Change Reserve	$0	$0	$0	$500,278	0.00	$2,415,164	0.00	$1,914,886	0.00
Stipends	$24,520	$44,291	$52,390	$86,307	0.00	$90,043	0.00	$3,736	0.00
Substitute Support Staff S-T	$2,142	$0	$0	$48,420	0.00	$30,000	0.00	($18,420)	0.00
Substitute Teacher-Long Term	$309,206	$191,801	$264,243	$359,824	0.00	$646,500	11.00	$286,676	11.00
Substitute Teachers-Short Term	$522,571	$319,148	$272,138	$425,697	0.00	$82,464	0.00	($343,233)	0.00
Teacher	$10,285,300	$10,641,762	$10,575,112	$10,570,368	101.00	$10,233,810	94.00	($336,559)	(7.00)
Teacher (Summer Programming)	$0	$0	$5,659	$57,508	0.00	$57,508	0.00	$0	0.00
Textbooks And Related Software	$5,943	$5,788	$4,475	$6,550		$0	0.00	($6,550)	0.00
Turnover Savings	$0	$0	$0	$0	0.00	($650,000)	0.00	($650,000)	0.00
General Education Services Total	**$11,994,856**	**$12,169,766**	**$12,096,107**	**$13,075,565**	**128.00**	**$14,022,076**	**135.00**	**$946,511**	**7.00**

By Program and Object Code	FY'19 Expended	FY'20 Expended	FY'21 Expended	FY'22 Adjusted Budget	FY'22 Adjusted Budget FTE	FY'23 Voted Budget	FY'23 Voted FTE	$ Variance (FY'23-FY'22)	FTE Variance (FY'23-FY'22)
General Education Tutoring									
Other Temporary Staff	$1,882	$1,139	$1,553	$35,000	0.00	$35,000	0.00	$0	0.00
General Education Tutoring Total	**$1,882**	**$1,139**	**$1,553**	**$35,000**	**0.00**	**$35,000**	**0.00**	**$0**	**0.00**
Guidance									
Conf/Mtgs - Administrators	$0	$870	$348	$950		$950	0.00	$0	0.00
Conf/Mtgs - Professional Staff	$2,244	$985	$2,132	$4,244		$4,244	0.00	$0	0.00
Copier Supplies	$245	$460	$0	$450		$450	0.00	$0	0.00
Counselor/Psychologist	$1,544,754	$1,680,459	$1,702,448	$1,804,924	17.20	$1,873,921	17.20	$68,997	0.00
Director/Department Head	$226,452	$234,578	$241,901	$252,153	1.80	$252,153	1.80	$0	0.00
Dues - Administrators	$0	$0	$0	$120		$120	0.00	$0	0.00
Dues - Organizational	$25	$25	$520	$600		$600	0.00	$0	0.00
Dues - Professional Staff	$159	$219	$129	$300		$300	0.00	$0	0.00
Food - Departmental	$0	$0	$0	$490		$490	0.00	$0	0.00
Instructional Materials	$5,137	$5,528	$6,554	$5,700		$5,700	0.00	$0	0.00
Office Supplies	$2,899	$654	$462	$1,070		$1,070	0.00	$0	0.00
Other Contractual Services	$2,390	$550	$0	$9,890		$14,890	0.00	$5,000	0.00
Postage	$148	$132	$1	$500		$500	0.00	$0	0.00
Secretary	$98,948	$97,153	$98,750	$104,057	1.93	$101,835	1.93	($2,222)	0.00
Teacher	$114,662	$116,955	$119,294	$121,680	1.00	$121,680	1.00	$0	0.00
Guidance Total	**$1,998,063**	**$2,138,568**	**$2,172,539**	**$2,307,127**	**21.93**	**$2,378,902**	**21.93**	**$71,775**	**0.00**
Health and Nursing Services									
Conf/Mtgs - Administrators	$0	$0	$0	$300		$300	0.00	$0	0.00
Conf/Mtgs - Professional Staff	$1,008	$425	$419	$1,750		$2,250	0.00	$500	0.00
Director/Department Head	$126,802	$130,058	$137,172	$114,333	1.00	$115,291	1.00	$958	(0.00)
Equipment Maintenance	$6,597	$442	$2,097	$3,810		$3,180	0.00	($630)	0.00
Medical Supplies	$7,340	$8,736	$4,527	$10,250		$10,730	0.00	$480	0.00
Nurse/Physician	$1,102,598	$1,116,451	$1,136,627	$1,207,671	13.40	$1,199,735	13.40	($7,935)	0.00
Office Supplies	$284	$0	$0	$750		$450	0.00	($300)	0.00
Software Licenses	$7,000	$7,000	$7,112	$9,730		$11,760	0.00	$2,030	0.00
Substitute Other	$38,535	$16,634	$22,854	$41,616	0.00	$41,616	0.00	$0	0.00
WHS Athletic Nursing Offset	($5,648)	($5,648)	$0	($5,648)	0.00	($5,648)	0.00	$0	0.00
Health and Nursing Services Total	**$1,284,516**	**$1,274,099**	**$1,310,808**	**$1,384,562**	**14.40**	**$1,379,664**	**14.40**	**($4,898)**	**(0.00)**
Industrial Technology									
Conf/Mtgs - Professional Staff	$336	$0	$510	$1,010		$1,010	0.00	$0	0.00
Director/Department Head	$108,074	$112,061	$122,969	$119,696	0.90	$119,696	0.90	$0	0.00
Equipment Maintenance	$6,101	$1,310	$0	$1,700		$2,200	0.00	$500	0.00
Instructional Materials	$22,347	$20,723	$31,111	$25,482		$25,722	0.00	$240	0.00
Lumber And Wood	$13,110	$14,482	$8,233	$16,570		$18,000	0.00	$1,430	0.00
Teacher	$373,435	$408,237	$405,269	$413,170	4.00	$424,456	4.00	$11,286	0.00
Industrial Technology Total	**$523,403**	**$556,812**	**$568,092**	**$577,628**	**4.90**	**$591,084**	**4.90**	**$13,456**	**0.00**
Information Management / Technology									
Computer Supplies	$1,600	$0	$205,290	$1,600		$1,600	0.00	$0	0.00
Computer Technician	$302,800	$287,249	$217,573	$213,826	3.00	$221,057	3.00	$7,231	0.00
Manager/Assistant Manager	$494,449	$485,479	$509,318	$518,456	5.00	$513,635	5.00	($4,821)	0.00
Other Professional Staff	$28,295	($12,564)	$70,424	$73,437	1.00	$75,047	1.00	$1,610	0.00
Other Temporary Staff	$16,198	$14,240	$933	$10,000	0.00	$10,000	0.00	$0	0.00
Software	$0	$395	$0	$0		$0	0.00	$0	0.00
Software Licenses	$42,350	$43,664	$63,395	$69,895		$69,895	0.00	$0	0.00
Technology Assistant	$25,754	$39,160	$56,566	$66,270	1.20	$66,543	1.20	$273	0.00
Training And Development	$733	$3,869	$2,792	$4,400		$4,400	0.00	$0	0.00
Information Management / Technology Total	**$912,180**	**$861,492**	**$1,126,291**	**$957,883**	**10.20**	**$962,177**	**10.20**	**$4,293**	**0.00**
Intramural Sports									
Fitness And Athletic Supplies	$423	$439	$450	$500		$500	0.00	$0	0.00
Other Temporary Staff	$36,829	$20,316	$0	$42,177	0.00	$42,177	0.00	$0	0.00
Intramural Sports Total	**$37,253**	**$20,755**	**$450**	**$42,677**	**0.00**	**$42,677**	**0.00**	**$0**	**0.00**
Library & Media									
Conf/Mtgs - Administrators	$0	$285	$136	$300		$300	0.00	$0	0.00
Conf/Mtgs - Professional Staff	$2,135	$650	$996	$3,108		$925	0.00	($2,183)	0.00
Copier Supplies	$47	$127	$0	$500		$500	0.00	$0	0.00
Director/Department Head	$0	$129,338	$131,925	$134,563	1.00	$134,563	1.00	$0	0.00
Dues - Professional Staff	$50	$50	$0	$125		$0	0.00	($125)	0.00
Electronic Media	$2,082	$1,754	$884	$3,350		$1,600	0.00	($1,750)	0.00
Equipment M&R Supplies	$7,561	$2,518	$2,635	$6,875		$3,200	0.00	($3,675)	0.00
Instructional Assistant	$239,308	$255,413	$240,721	$69,421	2.50	$70,938	2.50	$1,517	0.00

By Program and Object Code	FY'19 Expended	FY'20 Expended	FY'21 Expended	FY'22 Adjusted Budget	FY'22 Adjusted Budget FTE	FY'23 Voted Budget	FY'23 Voted FTE	$ Variance (FY'23-FY'22)	FTE Variance (FY'23-FY'22)
Librarian	$687,008	$731,798	$738,495	$857,505	8.70	$891,233	8.90	$33,728	0.20
Office Supplies	$0	$243	$99	$50		$50	0.00	$0	0.00
On-Line Databases/Subscription	$37,458	$40,658	$39,623	$35,998		$36,233	0.00	$235	0.00
Other Library Supplies	$3,234	$2,945	$5,909	$4,925		$14,136	0.00	$9,211	0.00
Periodicals And Newspapers	$0	$734	$177	$561		$561	0.00	$0	0.00
Postage	$7	$6	$18	$51		$51	0.00	$0	0.00
Print Resources	$45,122	$49,192	$47,678	$44,049		$42,933	0.00	($1,116)	0.00
Secretary	$29,311	$27,546	$27,999	$22,845	0.40	$22,845	0.40	$0	0.00
Video Media	$0	$0	$0	$600		$0	0.00	($600)	0.00
Library & Media Total	**$1,053,322**	**$1,243,256**	**$1,237,295**	**$1,184,826**	**12.60**	**$1,220,068**	**12.80**	**$35,242**	**0.20**
Literacy									
Conf/Mtgs - Administrators	$275	$225	$0	$300		$300	0.00	$0	0.00
Conf/Mtgs - Professional Staff	$3,337	$5,077	$1,612	$4,500		$1,900	0.00	($2,600)	0.00
Director/Department Head	$47,339	$64,074	$65,194	$62,018	0.50	$67,404	0.50	$5,386	0.00
Dues - Administrators	$0	$0	$0	$150		$150	0.00	$0	0.00
Instructional Materials	$2,985	$3,190	$2,966	$3,000		$3,000	0.00	$0	0.00
Office Supplies	$367	$0	$0	$635		$285	0.00	($350)	0.00
Paraprofessional	$237,236	$240,717	$284,272	$234,775	6.40	$237,311	6.40	$2,536	0.00
Software Licenses	$0	$0	$0	$0	0.00	$25,605	0.00	$25,605	0.00
Specialist	$693,753	$704,769	$745,322	$771,177	6.80	$744,973	6.80	($26,204)	0.00
Teacher	$446,711	$422,640	$478,974	$580,722	5.50	$589,909	5.50	$9,187	0.00
Textbooks And Related Software	$12,348	$10,423	$16,939	$12,625		$15,576	0.00	$2,951	0.00
Video Media	$0	$0	$60	$200		$200	0.00	$0	0.00
Literacy Total	**$1,444,352**	**$1,451,116**	**$1,595,339**	**$1,670,101**	**19.20**	**$1,686,611**	**19.20**	**$16,510**	**0.00**
Maintenance and Operations									
Scheduled Non-Program Overtime	$25,702	$16,068	$11,277	$0	0.00	$0	0.00	$0	0.00
Maintenance and Operations Total	**$25,702**	**$16,068**	**$11,277**	**$0**	**0.00**	**$0**	**0.00**	**$0**	**0.00**
Mathematics									
Computer Supplies	$0	$0	$0	$79		$0	0.00	($79)	0.00
Conf/Mtgs - Administrators	$0	$0	$435	$300		$300	0.00	$0	0.00
Conf/Mtgs - Professional Staff	$4,088	$7,284	$3,008	$4,689		$3,964	0.00	($725)	0.00
Director/Department Head	$342,349	$328,042	$322,651	$331,953	2.60	$333,782	2.60	$1,830	0.00
Dues - Administrators	$118	$174	$0	$389		$150	0.00	($239)	0.00
Instructional Coordinator	$114,662	$116,955	$119,294	$72,672	1.00	$121,680	1.00	$49,008	0.00
Instructional Equipment	$0	$0	$0	$386		$386	0.00	$0	0.00
Instructional Materials	$31,727	$1,723	$7,806	$7,423		$8,567	0.00	$1,144	0.00
Office Supplies	$43	$0	$0	$386		$285	0.00	($101)	0.00
Paraprofessional	$36,255	$75,962	$34,122	$204,640	5.50	$50,537	1.00	($154,103)	(4.50)
Software Licenses	$0	$51,660	$51,665	$51,660		$51,660	0.00	$0	0.00
Specialist	$728,696	$715,202	$663,633	$791,075	7.00	$1,257,063	13.00	$465,988	6.00
Stipends	$6,732	$0	$0	$0	0.00	$0	0.00	$0	0.00
Teacher	$2,975,526	$2,958,343	$3,215,919	$3,220,641	32.90	$3,265,379	32.40	$44,738	(0.50)
Textbooks And Related Software	$11,919	$7,862	$14,646	$14,616		$14,616	0.00	$0	0.00
Travel - Mileage	$0	$0	$0	$300		$300	0.00	$0	0.00
Workbooks	$0	$0	$0	$1,082		$1,082	0.00	$0	0.00
Mathematics Total	**$4,252,116**	**$4,263,209**	**$4,433,179**	**$4,702,291**	**49.00**	**$5,109,752**	**50.00**	**$407,460**	**1.00**
Network / Computer Technology									
Computer Equipment Maintenance	$101,233	$83,875	$74,118	$113,409		$108,885	0.00	($4,524)	0.00
Computers M&R Supplies	$19,908	$23,324	$20,007	$32,399		$29,849	0.00	($2,550)	0.00
Information Technology Serv	$69,208	$70,620	$93,047	$89,468		$99,496	0.00	$10,028	0.00
Late Fees/Interest Charges	$0	$7	$0	$0		$0	0.00	$0	0.00
Other Communications Services	$28,961	$15,464	$13,346	$25,002		$23,502	0.00	($1,500)	0.00
Software Licences	$41,205	$66,576	$93,091	$83,740		$83,740	0.00	$0	0.00
Training And Development	$1,560	$3,211	$599	$4,451		$2,997	0.00	($1,454)	0.00
Network / Computer Technology Total	**$262,075**	**$263,076**	**$294,208**	**$348,469**	**0.00**	**$348,469**	**0.00**	**$0**	**0.00**
Office of the Principal									
Accreditation Expense	$2,758	$0	$0	$0		$0	0.00	$0	0.00
Attendant	$90,038	$94,785	$72,160	$105,515	2.81	$143,170	3.81	$37,655	1.00
Computer Supplies	$0	$0	$512	$550		$550	0.00	$0	0.00
Conf/Mtgs - Administrators	$1,712	$1,887	$574	$4,900		$3,125	0.00	($1,775)	0.00
Conf/Mtgs - Support Staff	$0	$675	$0	$592		$0	0.00	($592)	0.00
Dues - Administrators	$11,017	$5,870	$5,493	$7,130		$6,880	0.00	($250)	0.00
Equipment Maintenance	$2,300	$615	$1,144	$3,542		$300	0.00	($3,242)	0.00
Food - Departmental	$786	$205	$962	$1,500		$1,500	0.00	$0	0.00

By Program and Object Code	FY'19 Expended	FY'20 Expended	FY'21 Expended	FY'22 Adjusted Budget	FY'22 Adjusted Budget FTE	FY'23 Voted Budget	FY'23 Voted FTE	$ Variance (FY'23-FY'22)	FTE Variance (FY'23-FY'22)
Graduation Expenses	$19,868	$5,429	$24,623	$20,000		$20,000	0.00	$0	0.00
Monitor	$44,921	$39,199	$24,810	$40,653	2.15	$43,013	1.72	$2,359	(0.43)
Office Supplies	$6,834	$4,788	$1,145	$3,250		$10,822	0.00	$7,572	0.00
Other Contractual Services	$11,050	$9,830	$13,077	$15,625		$15,625	0.00	$0	0.00
Other General Supplies	$3,497	$5,485	$4,558	$4,800		$4,800	0.00	$0	0.00
Other Support Staff	$0	$62,976	$142,827	$158,362	2.31	$205,052	2.31	$46,689	0.00
Other Temporary Staff	$2,200	$0	$1,156	$5,164	0.00	$5,164	0.00	$0	0.00
Periodicals And Newspapers	$378	$386	$512	$1,002		$540	0.00	($462)	0.00
Postage	$8,632	$4,228	$2,823	$11,650		$10,400	0.00	($1,250)	0.00
Principal/Assistant Principal	$2,010,029	$2,060,081	$2,101,538	$2,180,921	14.00	$2,195,497	14.00	$14,576	0.00
Secretary	$835,198	$874,170	$897,905	$903,976	16.39	$915,317	16.39	$11,341	0.00
Stipends	$0	$6,797	$0	$0	0.00	$0	0.00	$0	0.00
Substitute Secretary/Clerk	$13,441	$7,522	$2,956	$15,000	0.00	$15,000	0.00	$0	0.00
WHS Parking Fees Offset	($35,000)	($9,750)	($20,000)	($35,000)	0.00	($35,000)	0.00	$0	0.00
Office of the Principal Total	**$3,029,659**	**$3,175,179**	**$3,278,775**	**$3,449,133**	**37.66**	**$3,561,755**	**38.23**	**$112,621**	**0.57**
Performing Arts									
Auditorium Maintenance	$14,348	$6,990	$9,056	$12,000		$12,000	0.00	$0	0.00
Conf/Mtgs - Administrators	$0	$0	$0	$300		$300	0.00	$0	0.00
Conf/Mtgs - Professional Staff	$2,051	$649	$0	$3,460		$2,620	0.00	($840)	0.00
Conf/Mtgs - Support Staff	$0	$0	$0	$150		$150	0.00	$0	0.00
Director/Department Head	$130,393	$132,929	$111,396	$135,223	1.00	$135,223	1.00	$0	0.00
Dues - Administrators	$142	$144	$144	$300		$300	0.00	$0	0.00
Dues - Professional Staff	$179	$590	$678	$1,000		$1,000	0.00	$0	0.00
Equipment Maintenance	$6,478	$5,398	$5,304	$8,250		$6,500	0.00	($1,750)	0.00
Instructional Materials	$14,455	$10,376	$22,522	$13,950		$17,140	0.00	$3,190	0.00
Office Supplies	$671	$0	$103	$500		$500	0.00	$0	0.00
Paraprofessional	$60,545	$60,449	$62,156	$63,352	1.60	$63,352	1.60	$0	0.00
Postage	$0	$1	$6	$0		$0	0.00	$0	0.00
Secretary	$49,315	$50,651	$51,716	$48,984	0.93	$48,984	0.93	$0	0.00
Teacher	$1,541,842	$1,507,528	$1,515,346	$1,594,534	15.60	$1,592,286	15.10	($2,249)	(0.50)
Technician	$18,299	$26,086	$33,524	$19,038	0.30	$20,392	0.30	$1,353	0.00
Travel - Mileage	$0	$0	$0	$350		$250	0.00	($100)	0.00
WHS Perf. Arts Instrument Offset	($8,000)	($8,000)	$0	$0		$0	0.00	$0	0.00
WHS Perf. Arts PD Offset	($5,000)	($5,000)	$0	$0		$0	0.00	$0	0.00
WMS Perf. Arts Instrument Offset	($4,000)	($4,000)	$0	$0		$0	0.00	$0	0.00
Performing Arts Total	**$1,821,718**	**$1,784,791**	**$1,811,951**	**$1,901,391**	**19.43**	**$1,900,996**	**18.93**	**($395)**	**(0.50)**
Production Center									
Accountant	$60,986	$64,262	$71,897	$76,875	1.00	$81,443	1.00	$4,568	0.00
Clerical	$30,399	$31,969	$43,871	$45,860	0.86	$45,860	0.86	$0	0.00
Computer Supplies	$269	$402	$412	$750		$750	0.00	$0	0.00
Copier Supplies	$7,874	$4,783	$4,672	$8,500		$8,500	0.00	$0	0.00
Equipment Maintenance	$189	$3,397	$1,392	$2,000		$2,000	0.00	$0	0.00
Food - Departmental	$217	$130	$575	$100		$100	0.00	$0	0.00
Office Supplies	$1,184	$4,414	$3,238	$2,500		$2,500	0.00	$0	0.00
Paper And Stationery	$39,356	$32,366	$27,591	$40,000		$40,000	0.00	$0	0.00
Secretary	$50,689	$52,208	$53,054	$53,912	1.00	$53,912	1.00	$0	0.00
Production Center Total	**$191,164**	**$193,931**	**$206,702**	**$230,497**	**2.86**	**$235,065**	**2.86**	**$4,568**	**0.00**
Professional Development									
Instructional Coordinator	$127,110	$130,631	$133,247	$135,909	1.00	$135,909	1.00	$0	0.00
Other Professional Services	$4,000	$0	$2,100	$4,000		$4,000	0.00	$0	0.00
Stipends	$36,000	$45,000	$22,050	$41,403	0.00	$41,403	0.00	$0	0.00
Substitute Teachers-Short Term	$0	$0	$0	$36,324	0.00	$0	0.00	($36,324)	0.00
Training And Development	$76,325	$107,794	$93,410	$115,000		$115,000	0.00	$0	0.00
Professional Development Total	**$243,436**	**$283,425**	**$250,807**	**$332,636**	**1.00**	**$296,312**	**1.00**	**($36,324)**	**0.00**
Science									
Computer Supplies	$581	$273	$1,150	$581		$581	0.00	$0	0.00
Conf/Mtgs - Administrators	$100	$0	$0	$300		$300	0.00	$0	0.00
Conf/Mtgs - Professional Staff	$1,671	$298	$2,918	$5,060		$3,800	0.00	($1,260)	0.00
Director/Department Head	$235,165	$236,651	$255,133	$254,503	1.90	$254,503	1.90	$0	0.00
Dues - Administrators	$0	$80	$0	$150		$150	0.00	$0	0.00
Equipment Maintenance	$1,647	$4,421	$0	$3,000		$3,000	0.00	$0	0.00
Instructional Materials	$83,191	$69,650	$69,398	$83,642		$84,903	0.00	$1,261	0.00
Office Supplies	$0	$0	$0	$285		$285	0.00	$0	0.00
Teacher	$3,030,562	$3,076,232	$3,151,293	$3,326,366	32.70	$3,352,380	32.20	$26,014	(0.50)
Textbooks And Related Software	$9,974	$2,641	$12,208	$18,040		$18,040	0.00	$0	0.00
Science Total	**$3,362,890**	**$3,390,246**	**$3,492,100**	**$3,691,927**	**34.60**	**$3,717,942**	**34.10**	**$26,015**	**(0.50)**

By Program and Object Code	FY'19 Expended	FY'20 Expended	FY'21 Expended	FY'22 Adjusted Budget	FY'22 Adjusted Budget FTE	FY'23 Voted Budget	FY'23 Voted FTE	$ Variance (FY'23-FY'22)	FTE Variance (FY'23-FY'22)
Social Studies									
Computer Supplies	$495	$350	$0	$600		$600	0.00	$0	0.00
Conf/Mtgs - Professional Staff	$125	$770	$1,750	$2,050		$2,050	0.00	$0	0.00
Director/Department Head	$203,346	$207,318	$211,462	$215,691	1.60	$215,691	1.60	$0	0.00
Instructional Materials	$6,733	$9,060	$14,635	$7,300		$12,200	0.00	$4,900	0.00
Periodicals And Newspapers	$0	$0	$203	$3,325		$3,325	0.00	$0	0.00
Teacher	$2,752,482	$2,769,397	$2,888,147	$2,969,345	28.10	$2,993,449	27.60	$24,104	(0.50)
Textbooks And Related Software	$5,822	$4,712	$0	$4,230		$4,230	0.00	$0	0.00
Social Studies Total	**$2,969,002**	**$2,991,607**	**$3,116,197**	**$3,202,541**	**29.70**	**$3,231,545**	**29.20**	**$29,004**	**(0.50)**
Spec. Ed. Inclusion									
Counselor/Psychologist	$53,781	$57,893	$59,051	$60,840	0.50	$60,840	0.50	$0	0.00
Director/Department Head	$126,318	$134,049	$140,001	$142,801	1.00	$142,801	1.00	$0	0.00
Equipment Maintenance	$255	$0	$0	$0		$0	0.00	$0	0.00
Instructional Assistant	$948,437	$749,539	$705,969	$742,108	27.00	$782,654	27.00	$40,546	0.00
Instructional Coordinator	$0	$0	$219,385	$0	0.00	$0	0.00	$0	0.00
Instructional Equipment	$97	$0	$0	$0		$0	0.00	$0	0.00
Instructional Materials	$12,365	$7,079	$16,842	$13,300		$5,700	0.00	($7,600)	0.00
Other Professional Services	$97,737	$38,845	$84,272	$82,000		$89,600	0.00	$7,600	0.00
Other Temporary Staff	$77,952	$46,532	$23,889	$71,478	0.74	$71,478	0.74	$0	0.00
Paraprofessional	$731,655	$796,143	$1,209,158	$1,444,435	40.92	$1,507,533	40.92	$63,098	0.00
Paraprofessional Program	$0	$0	($65)	$0	0.00	$0	0.00	$0	0.00
Teacher	$2,173,752	$2,442,605	$2,574,734	$2,739,986	28.80	$2,729,147	27.80	($10,839)	(1.00)
Therapist	$549,789	$562,869	$534,361	$686,582	7.80	$730,632	7.80	$44,050	0.00
Travel - Mileage	$2,599	$1,460	$0	$3,450		$3,450	0.00	$0	0.00
WHS Special Education Tuition Offset	($90,000)	($44,951)	($150,000)	($95,970)		($95,970)	0.00	$0	0.00
Spec. Ed. Inclusion Total	**$4,684,736**	**$4,792,062**	**$5,417,597**	**$5,891,011**	**106.76**	**$6,027,865**	**105.76**	**$136,855**	**(1.00)**
Spec. Ed. Services									
Adjmnt Counselor/Social Worker	$96,981	$101,476	$104,142	$106,295	1.00	$106,295	1.00	$0	0.00
Administrative Assistant	$24,212	$32,888	$32,151	$32,947	0.50	$35,661	0.50	$2,714	0.00
Building Rental/Lease	$0	$0	$4,890	$37,500		$50,463	0.00	$12,963	0.00
Computer Supplies	$3,347	$2,353	$2,826	$1,950		$1,950	0.00	$0	0.00
Conf/Mtgs - Administrators	$730	$165	$4,087	$14,593		$8,757	0.00	($5,836)	0.00
Conf/Mtgs - Professional Staff	$5,225	$3,442	$18,467	$27,242		$25,054	0.00	($2,188)	0.00
Copier Supplies	$296	$0	$0	$300		$300	0.00	$0	0.00
Counselor/Psychologist	$1,672,500	$1,688,918	$1,718,254	$1,854,581	18.70	$1,931,212	19.10	$76,631	0.40
Director/Department Head	$541,391	$541,776	$640,000	$692,875	5.00	$698,202	5.00	$5,327	0.00
Equipment Maintenance	$0	$0	$0	$400		$400	0.00	$0	0.00
Instructional Assistant	$1,792,177	$1,845,906	$1,536,355	$1,614,683	59.00	$1,718,058	59.00	$103,376	0.00
Instructional Materials	$30,043	$33,585	$53,451	$55,648		$72,709	0.00	$17,061	0.00
Instructional Software	$0	$0	$0	$180		$180	0.00	$0	0.00
Office Supplies	$1,460	$1,992	$2,416	$1,470		$1,470	0.00	$0	0.00
Other General Supplies	$2,309	$1,655	$5,026	$3,146		$3,146	0.00	$0	0.00
Other Professional Services	$48,637	$60,722	$35,939	$62,889		$58,439	0.00	($4,450)	0.00
Other Temporary Staff	$0	$0	$1,776	$28,345	0.00	$28,345	0.00	$0	0.00
Paraprofessional	$286,445	$253,165	$122,162	$87,388	2.70	$84,987	2.50	($2,400)	(0.20)
PAWS Tuition Offset	($304,240)	($314,240)	($195,000)	($267,104)	0.00	($450,000)	0.00	($182,896)	0.00
Postage	$1,543	$1,367	$81	$0		$0	0.00	$0	0.00
Pupil Tutoring Services	$6,054	$1,558	$5,005	$7,209		$6,900	0.00	($309)	0.00
Secretary	$170,216	$169,296	$152,733	$148,120	2.86	$164,511	2.86	$16,391	0.00
Senior Administrators	$65,863	$77,860	$79,410	$82,860	0.50	$82,860	0.50	$0	0.00
Software Licenses	$16,750	$26,739	$22,912	$27,500		$27,500	0.00	$0	0.00
Special Education Team Chair	$455,643	$454,230	$500,767	$576,791	5.00	$576,791	5.00	$0	0.00
Substitute Support Staff S-T	$45,190	$951	$0	$47,867	0.00	$25,000	0.00	($22,867)	0.00
Substitute Teachers-Short Term	$1,926	$0	$0	$31,212	0.00	$5,000	0.00	($26,212)	0.00
Teacher	$3,895,136	$4,142,066	$4,168,017	$4,264,502	45.88	$4,506,749	47.70	$242,247	1.82
Testing Protocols	$32,271	$51,876	$30,392	$33,555		$28,586	0.00	($4,969)	0.00
Textbooks And Related Software	$1,458	$719	$0	$5,654		$1,895	0.00	($3,759)	0.00
Therapist	$2,495,403	$2,506,671	$2,564,495	$2,574,199	25.15	$2,621,040	25.15	$46,841	0.00
Translation/Interpretting Serv	$41,708	$24,228	$39,032	$40,000		$40,000	0.00	$0	0.00
Tutor	$1,976	$0	$4,797	$5,528	0.00	$5,528	0.00	$0	0.00
Unapprop/Unassigned	($45,000)	$0	$0	$0	0.00	$0	0.00	$0	0.00
Workshops	$49,794	$52,651	$17,616	$0	0.00	$0	0.00	$0	0.00
Spec. Ed. Services Total	**$11,437,443**	**$11,764,014**	**$11,672,199**	**$12,200,325**	**166.29**	**$12,467,988**	**168.31**	**$267,663**	**2.02**
Spec. Ed. Services (CB)									
Circuit Breaker Offset	($2,581,674)	($3,564,653)	($3,491,265)	($3,365,782)		($3,246,487)	0.00	$119,295	0.00
Spec. Ed. Services (CB) Total	**($2,581,674)**	**($3,564,653)**	**($3,491,265)**	**($3,365,782)**		**($3,246,487)**	**0.00**	**$119,295**	**0.00**

By Program and Object Code	FY'19 Expended	FY'20 Expended	FY'21 Expended	FY'22 Adjusted Budget	FY'22 Adjusted Budget FTE	FY'23 Voted Budget	FY'23 Voted FTE	$ Variance (FY'23-FY'22)	FTE Variance (FY'23-FY'22)
Spec. Ed. Services (OOD)									
Residential Tuition	$3,459,966	$3,826,573	$3,136,235	$3,100,469		$2,555,122	0.00	($545,347)	0.00
Tuition Collaboratives	$689,720	$979,444	$887,422	$626,263		$592,738	0.00	($33,525)	0.00
Tuition In-State Schools	$41,900	$10,830	$0	$0		$0	0.00	$0	0.00
Tuition Out-Of-State Schools	$433,541	$318,312	$344,269	$283,350		$264,912	0.00	($18,438)	0.00
Tuition Private Schools	$2,266,467	$2,345,045	$2,765,971	$3,352,576		$3,515,669	0.00	$163,093	0.00
Spec. Ed. Services (OOD) Total	**$6,891,594**	**$7,480,205**	**$7,133,897**	**$7,362,658**		**$6,928,441**	**0.00**	**($434,217)**	**0.00**
Spec. Ed. Summer Program									
Other Temporary Staff	$0	$17,747	$0	$0	0.00	$0	0.00	$0	0.00
Spec. Ed. Summer Program Total	**$0**	**$17,747**	**$0**	**$0**	**0.00**	**$0**	**0.00**	**$0**	**0.00**
Student Services									
Conf/Mtgs - Administrators	$400	$2,314	$1,016	$0		$0	0.00	$0	0.00
Conf/Mtgs - Professional Staff	$220	$0	$0	$0		$0	0.00	$0	0.00
Counseling Services	$42,000	$42,840	$43,500	$45,390		$45,390	0.00	$0	0.00
Dues - Organizational	$4,059	$4,000	$4,000	$4,000		$4,000	0.00	$0	0.00
Instructional Coordinator	$84,757	$119,021	$0	$0	0.00	$0	0.00	$0	0.00
Instructional Equipment	$16,870	$17,423	$7,106	$12,500		$12,500	0.00	$0	0.00
Legal Services-Special Counsel	$55,231	$23,563	$52,250	$75,000		$75,000	0.00	$0	0.00
Office Supplies	$3,139	$6,148	$1,936	$4,000		$4,000	0.00	$0	0.00
Other Temporary Staff	$301,671	$246,778	$272,780	$285,799	0.00	$285,799	0.00	$0	0.00
Postage	$4,205	$5,599	$1,067	$5,000		$5,000	0.00	$0	0.00
Tuition In-State Schools	$3,800	$0	$0	$78,000		$78,000	0.00	$0	0.00
Workshops	$0	$0	$0	$103,100	0.00	$71,000	0.00	($32,100)	0.00
Student Services Total	**$516,352**	**$467,686**	**$383,655**	**$612,789**	**0.00**	**$580,689**	**0.00**	**($32,100)**	**0.00**
Transportation: In District									
Dispatcher	$17,400	$16,973	$18,778	$18,602	0.33	$22,039	0.33	$3,437	(0.00)
Driver	$237,861	$282,867	$237,341	$287,663	8.45	$329,801	8.45	$42,138	0.00
Dues - Administrators	$225	$745	$225	$1,500		$1,500	0.00	$0	0.00
Gasoline	$11,116	$14,793	$14,813	$15,120		$15,120	0.00	$0	0.00
Instructional Equipment	$29,965	$38,351	$30,606	$29,258		$29,258	0.00	$0	0.00
Manager/Assistant Manager	$12,431	$33,347	$34,385	$35,074	0.40	$35,074	0.40	$0	0.00
Other Communications Services	$1,819	$5,788	$2,028	$3,065		$5,680	0.00	$2,615	0.00
Other Vehicular Supplies	$749	$2,998	$1,967	$950		$950	0.00	$0	0.00
School Bus Transportation	$1,203,011	$1,077,239	$1,287,571	$1,295,799		$1,442,914	0.00	$147,115	0.00
School Transportation Homeless	$29,677	$9,061	$21,956	$50,000		$50,000	0.00	$0	0.00
Supervisor	$35,637	$32,927	$33,526	$34,197	0.39	$34,197	0.39	$0	0.00
Transp. Homeless Reimbursement	($20,500)	($20,500)	$0	($12,750)	0.00	($12,750)	0.00	$0	0.00
Transp. Optional Busing Fees	($485,875)	($407,500)	($100,000)	($416,800)		($407,150)	0.00	$9,650	0.00
Travel - Mileage	$0	$0	$0	$5,000	0.00	$5,000	0.00	$0	0.00
Vehicle Maintenance	$5,420	$7,184	$5,295	$6,500		$6,500	0.00	$0	0.00
Vehicle Use	$9,826	$45,421	$55,010	$54,975		$40,715	0.00	($14,260)	0.00
Vehicular Parts & Accessories	$5,490	$10,987	$5,031	$7,500		$7,310	0.00	($190)	0.00
Vehicular Tires And Tubes	$1,155	$117	$1,436	$1,200		$800	0.00	($400)	0.00
Transportation: In District Total	**$1,095,406**	**$1,150,797**	**$1,649,968**	**$1,416,853**	**9.57**	**$1,606,958**	**9.57**	**$190,105**	**(0.00)**
Transportation: OOD									
Dispatcher	$0	$10,643	$10,111	$10,035	0.18	$11,864	0.18	$1,828	(0.00)
Driver	$134,274	$117,044	$127,046	$154,896	4.55	$177,585	4.55	$22,690	0.00
Gasoline	$19,886	$7,758	$1,474	$23,880		$23,880	0.00	$0	0.00
Instructional Equipment	$1,098	$4,239	$78	$2,750		$2,750	0.00	$0	0.00
Other Communications Services	$2,967	$3,117	$1,092	$4,000		$6,700	0.00	$2,700	0.00
Other Vehicular Supplies	$622	$1,566	$1,034	$1,550		$1,550	0.00	$0	0.00
School Bus Transportation	$657,417	$441,878	$51,569	$754,082		$780,295	0.00	$26,213	0.00
Supervisor	$34,808	$18,005	$18,052	$18,414	0.21	$18,414	0.21	$0	0.00
Training And Development	$140	$0	$0	$500		$500	0.00	$0	0.00
Transp Reimburse Parents	$10,000	$10,000	$10,862	$3,500		$3,500	0.00	$0	0.00
Transp. Vocational Reimbursement	$0	$0	($1,500)	($6,000)	0.00	($6,000)	0.00	$0	0.00
Vehicle Maintenance	$8,533	$3,987	$2,851	$6,500		$6,500	0.00	$0	0.00
Vehicle Use	$16,032	$24,458	$29,621	$54,975		$40,715	0.00	($14,260)	0.00
Vehicular Parts & Accessories	$8,958	$6,054	$2,709	$7,500		$7,190	0.00	($310)	0.00
Vehicular Tires And Tubes	$1,884	$63	$773	$1,800		$1,200	0.00	($600)	0.00
Transportation: OOD Total	**$896,618**	**$648,811**	**$255,772**	**$1,038,382**	**4.94**	**$1,076,643**	**4.94**	**$38,261**	**(0.00)**
Utilities									
Telephone	$57,587	$89,628	$77,917	$95,000		$95,000	0.00	$0	0.00
Utilities Total	**$57,587**	**$89,628**	**$77,917**	**$95,000**		**$95,000**	**0.00**	**$0**	**0.00**

By Program and Object Code	FY'19 Expended	FY'20 Expended	FY'21 Expended	FY'22 Adjusted Budget	FY'22 Adjusted Budget FTE	FY'23 Voted Budget	FY'23 Voted FTE	$ Variance (FY'23-FY'22)	FTE Variance (FY'23-FY'22)
Video Production									
Equipment Maintenance	$0	$735	$0	$1,000		$1,000	0.00	$0	0.00
Instructional Materials	$0	$9	$1,497	$502		$502	0.00	$0	0.00
Office Supplies	$0	$0	$0	$50		$0	0.00	($50)	0.00
Teacher	$155,861	$161,442	$167,218	$134,587	1.30	$135,796	1.30	$1,209	0.00
Video Production Total	**$155,861**	**$162,186**	**$168,715**	**$136,139**	**1.30**	**$137,298**	**1.30**	**$1,159**	**0.00**
Visual Art									
Computer Supplies	$3,758	$0	$0	$4,250		$4,250	0.00	$0	0.00
Conf/Mtgs - Administrators	$0	$395	$0	$300		$300	0.00	$0	0.00
Conf/Mtgs - Professional Staff	$2,450	$380	$150	$3,700		$2,300	0.00	($1,400)	0.00
Director/Department Head	$76,081	$104,505	$106,597	$108,727	0.80	$108,727	0.80	$0	0.00
Dues - Administrators	$95	$115	$115	$160		$160	0.00	$0	0.00
Equipment Maintenance	$7,200	$6,949	$4,047	$6,640		$4,825	0.00	($1,815)	0.00
Instructional Materials	$106,804	$109,030	$163,700	$131,556		$134,771	0.00	$3,215	0.00
Instructional Software	$2,421	$3,114	$3,152	$4,000		$4,000	0.00	$0	0.00
Office Supplies	$541	$90	$514	$315		$315	0.00	$0	0.00
Other Contractual Services	$0	$0	$0	$300		$300	0.00	$0	0.00
Postage	$0	$0	$5	$0		$0	0.00	$0	0.00
Registration Costs	$1,950	$1,809	$1,103	$2,520		$2,520	0.00	$0	0.00
Secretary	$13,110	$13,987	$12,953	$16,318	0.31	$16,318	0.31	$0	0.00
Teacher	$1,344,690	$1,363,372	$1,366,654	$1,399,957	14.10	$1,385,143	13.60	($14,814)	(0.50)
WHS Art Fees Offset	($43,000)	($34,000)	($35,000)	($26,250)		$0	0.00	$26,250	0.00
WMS Art Fees Offset	($20,000)	($10,000)	($20,000)	($15,000)		$0	0.00	$15,000	0.00
Visual Art Total	**$1,496,100**	**$1,559,746**	**$1,603,990**	**$1,637,492**	**15.21**	**$1,663,928**	**14.71**	**$26,436**	**(0.50)**
Vocational Education									
Tuition Vocational	$25,126	$33,940	$7,574	$26,365		$26,365	0.00	$0	0.00
Vocational Education Total	**$25,126**	**$33,940**	**$7,574**	**$26,365**		**$26,365**	**0.00**	**$0**	**0.00**
World Languages									
Conf/Mtgs - Administrators	$1,439	$2,137	$415	$600		$3,600	0.00	$3,000	0.00
Conf/Mtgs - Professional Staff	$4,897	$1,986	$355	$4,850		$4,850	0.00	$0	0.00
Director/Department Head	$209,034	$253,132	$232,375	$238,076	1.80	$238,076	1.80	$0	0.00
Dues - Administrators	$215	$65	$285	$450		$450	0.00	$0	0.00
Equipment Maintenance	$735	$2,500	$2,500	$2,500		$2,500	0.00	$0	0.00
Instructional Materials	$35,643	$34,198	$26,152	$43,600		$40,600	0.00	($3,000)	0.00
Office Supplies	$1,297	$477	$416	$450		$450	0.00	$0	0.00
Other Contractual Services	$406	$504	$833	$535		$535	0.00	$0	0.00
Paraprofessional	$35,782	$37,351	$37,711	$23,902	0.63	$23,902	0.63	$0	0.00
Periodicals And Newspapers	$517	$96	$512	$250		$250	0.00	$0	0.00
Teacher	$2,759,973	$3,022,197	$3,208,303	$3,307,366	32.50	$3,264,998	31.00	($42,369)	(1.50)
Textbooks And Related Software	$1,320	$2,339	$1,469	$1,000		$1,000	0.00	$0	0.00
Workbooks	$0	$0	$0	$0		$0	0.00	$0	0.00
World Languages Total	**$3,051,257**	**$3,356,982**	**$3,511,326**	**$3,623,579**	**34.93**	**$3,581,211**	**33.43**	**($42,369)**	**(1.50)**
FY'23 Voted Budget	**$74,241,747**	**$75,479,564**	**$77,300,612**	**$82,540,254**	**826.93**	**$84,802,267**	**832.42**	**$2,262,013**	**5.49**

Pre-School at Wellesley Schools (PAWS)

Contact Information:

Director: Rebecca Zieminski
Secretary: Isabel Cashman
63 Hastings Street
(Adjacent to Fiske School)
Telephone: 781-446-6222

Overview:

The PAWS mission is to provide a learning environment that is safe and healthy and supports every child's social, emotional, cognitive, and physical development. The PAWS preschool classroom is an engaging environment where children learn primarily through developmentally appropriate play experiences. Teachers design a classroom environment that encourages children's active participation in their own learning. Each classroom teaching team works together to foster a social/emotional environment that encourages a sense of community and values the contributions of each individual child within that community.

Population Served:

Children with and without special needs follow a different admission process. To be eligible for enrollment, children without special needs must be three years old by September 1st. Children with special needs are placed in PAWS classroom through the Team process. Children with special education needs, who qualify, are offered a place in one of the PAWS classrooms as they turn three or as soon as their needs are identified.

Recent Accomplishments:

- Researched and implemented successful COVID safety precautions and mitigation strategies to ensure staff and student safety at PAWS.
- Reviewed, refined, updated, and generated new Special Education Referral paperwork to better support families through the Special Education Referral Process.
- Maintained National Association for the Education of Young Children (NAEYC) accreditation with ongoing school-based self-reflection and professional development to support continuous teacher growth and learning.
- Through PLC (Professional Learning Communities) our teams of PAWS Special Education Teachers and Specialists worked to reflect on their practice and to collaboratively determine areas to strengthen and improve teaching, learning, and programming at PAWS. Some of the highly collaborative PLC work included:

  1.) Offered resources to families interested in learning more about supporting their preschooler;
  2.) Developed Sensory Processing and Self-Regulation Strategies Guide for use in the classroom and to share with parents to use at home; and
  3.) Created a list of literature that aligns with the curriculum, is developmentally appropriate, and promotes our work in teaching students to honor and celebrate diversity, equity, and inclusion for all children and families.

Enrollment History:

	SY'2019-2020 Actual (10/1/19)	SY'2020-2021 Actual (10/1/20)	SY'2021-2022 Actual (10/1/21)	SY'2022-2023 Projected (10/1/22)
Students	99	67	94	100

Significant Changes to the FY'22 Adjusted Budget by Category:

Changes to the FY'22 Adjusted Budget are divided into three categories:

Level Service: a budget that supports providing the same standard of service as in the prior fiscal year. Under this definition, line items would increase or decrease depending on changes in need, such as enrollment increases or decreases or contract changes, but not to provide a higher level of service to meet existing needs.

Strategic Priorities: a budget that supports one of the three strategies of the district's current priorities:

1.) Focus on every child, in every classroom, every day
2.) Invest in our educators
3.) Provide broad-based learning opportunities as part of a world-class public-school system

Other Critical Needs: a budget that supports additional changes not reflected in Level Service or Strategic Plan that are critical to the district's operation.

Level Service (Salary and Other Compensation):

School	Salary and Other Compensation Changes	FTE	Cost	Benefits
PAWS	Continue 9th Classroom (Loss of Federal Funds) @ Fiske	0.22	$18,534	$0
PAWS	Increase Team Chair Position (0.4 FTE to 1.0 FTE)	0.60	$45,752	$0
PAWS	Reduction of Paraprofessional Position	(0.20)	($6,823)	$0
PAWS	Base Level Personnel Changes (Steps, Leaves, Late Starts)	0.00	$108,142	$0
PAWS	Tuition Offset	0.00	($182,896)	$0
Sub-Total		**0.62**	**($17,291)**	**$0**

Classroom Teacher (0.22 FTE)

In SY'20-21, PAWS added a ninth (9th) classroom to meet the demand for pre-school education and ensure compliance with integration ratios. Funding for this position was partially funded with American Rescue Plan (ARP) federal funds that are not expected to continue into next year. With the continuation of the ninth classroom, and no anticipated federal funds to continue partial support of the position, the budget includes an additional 0.22 FTE to ensure the classroom is maintained next year to meet current needs.

Team Chair (0.60 FTE)

Due to changing student needs, the district is reducing a portion of a paraprofessional position (0.20 FTE) to offset the cost of increasing the Team Chair position from the current 0.40 FTE to a 1.00 FTE.

Tuition Offset (0.00 FTE)
Revenue is expected to be higher in FY'22 due to the addition of a ninth (9th) classroom and the return of extended day services.

Level Service (Expenses):
No recommended changes in FY'23.

Strategic Plan (Salary and Other Compensation):
No recommended changes in FY'23.

Strategic Plan (Expenses):
No recommended changes in FY'23.

Other Critical Needs (Salary and Other Compensation):
No recommended changes in FY'23.

Other Critical Needs (Expenses):
No recommended changes in FY'23.

Summary of Changes to FY'22 Adjusted Budget:

School	Category	FTE	Cost	Benefits
PAWS	Level Service	0.62	($17,291)	$0
PAWS	Strategic Plan	0.00	$0	$0
PAWS	Other Critical Needs	0.00	$0	$0
Total		**0.62**	**($17,291)**	**$0**

Pre-School at Wellesley (PAWS)	FY'19 Expended	FY'20 Expended	FY'21 Expended	FY'22 Adjusted Budget	FY'22 Adjusted Budget FTE	FY'23 Voted Budget	FY'23 Voted FTE	$ Variance (FY'23-FY'22)	FTE Variance (FY'23-FY'22)
Education Technology									
Instructional Software	$209	$484	$200	$1,471		$1,471	0.00	$0	0.00
Specialist	$27,563	$29,989	$29,823	$30,420	0.25	$30,420	0.25	$0	0.00
Technology Assistant	$12,916	$13,376	$12,015	$32,004	0.55	$31,194	0.55	($810)	0.00
Education Technology Total	**$40,688**	**$43,850**	**$42,038**	**$63,895**	**0.80**	**$63,085**	**0.80**	**($810)**	**0.00**
English Language Learners									
Translation/Interpreting Serv	$0	$2,812	$2,200	$0		$0	0.00	$0	0.00
English Language Learners Total	**$0**	**$2,812**	**$2,200**	**$0**		**$0**	**0.00**	**$0**	**0.00**
General Education Services									
Substitute Teachers-Short Term	$23,865	$25,277	$17,874	$0	0.00	$0	0.00	$0	0.00
General Education Services Total	**$33,039**	**$25,277**	**$17,874**	**$0**	**0.00**	**$0**	**0.00**	**$0**	**0.00**
Health and Nursing Services									
Conf/Mtgs - Professional Staff	$0	$0	$0	$125		$125	0.00	$0	0.00
Medical Supplies	$370	$514	$193	$800		$800	0.00	$0	0.00
Nurse/Physician	$108,795	$111,089	$75,509	$80,727	1.00	$84,105	1.00	$3,378	0.00
Office Supplies	$0	$0	$0	$50		$50	0.00	$0	0.00
Health and Nursing Services Total	**$109,164**	**$111,603**	**$75,702**	**$81,702**	**1.00**	**$85,080**	**1.00**	**$3,378**	**0.00**
Network / Computer Technology									
Computer Equipment Maintenance	$1,172	$813	$650	$1,059		$1,059	0.00	$0	0.00
Computers M&R Supplies	$621	$437	($63)	$432		$432	0.00	$0	0.00
Information Technology Serv	$1,573	$1,180	$1,404	$2,074		$2,074	0.00	$0	0.00
Other Communications Services	$101	$0	$56	$902		$902	0.00	$0	0.00
Training And Development	$0	$0	$0	$92		$92	0.00	$0	0.00
Network / Computer Technology Total	**$3,468**	**$2,430**	**$2,047**	**$4,559**		**$4,559**	**0.00**	**$0**	**0.00**
Spec. Ed. Inclusion									
Instructional Materials	$0	$533	$597	$500		$500	0.00	$0	0.00
Other Professional Services	$22,790	$4,000	$21,494	$20,000		$20,000	0.00	$0	0.00
Other Temporary Staff	$16,291	$21,707	$21,371	$26,512	0.74	$26,512	0.74	$0	0.00
Paraprofessional	$114,848	$184,540	$284,666	$321,039	9.00	$333,789	9.00	$12,750	0.00
Teacher	$221,826	$226,262	$230,787	$235,403	2.00	$241,659	2.00	$6,256	0.00
Therapist	$199,734	$224,883	$171,245	$243,674	2.80	$256,503	2.80	$12,829	0.00
Spec. Ed. Inclusion Total	**$681,472**	**$661,926**	**$730,160**	**$847,128**	**14.54**	**$878,963**	**14.54**	**$31,834**	**0.00**
Spec. Ed. Services									
Computer Supplies	$3,290	$2,178	$2,826	$1,800		$1,800	0.00	$0	0.00
Conf/Mtgs - Administrators	$149	$0	$697	$2,919		$2,919	0.00	$0	0.00
Conf/Mtgs - Professional Staff	$745	$0	$1,201	$4,378		$4,378	0.00	$0	0.00
Copier Supplies	$296	$0	$0	$300		$300	0.00	$0	0.00
Counselor/Psychologist	$117,669	$115,348	$122,361	$61,725	1.00	$64,296	1.00	$2,571	0.00
Director/Department Head	$134,565	$137,976	$140,721	$143,521	1.00	$143,521	1.00	$0	0.00
Equipment Maintenance	$0	$0	$0	$400		$400	0.00	$0	0.00
Instructional Assistant	$199,058	$310,254	$355,369	$326,538	13.00	$366,669	13.00	$40,130	0.00
Instructional Materials	$15,055	$17,553	$13,948	$16,654		$16,654	0.00	$0	0.00
Instructional Software	$0	$0	$0	$180		$180	0.00	$0	0.00
Other General Supplies	$2,309	$1,655	$5,026	$3,146		$3,146	0.00	$0	0.00
Paraprofessional	$249,617	$217,703	$98,207	$87,388	2.70	$84,987	2.50	($2,400)	(0.20)
PAWS Tuition Offset	($304,240)	($314,240)	($195,000)	($267,104)	0.00	($450,000)	0.00	($182,896)	0.00
Secretary	$53,070	$55,243	$56,000	$57,112	1.00	$57,112	1.00	$0	0.00
Teacher	$509,952	$558,737	$566,739	$659,028	7.18	$739,423	8.00	$80,395	0.82
Testing Protocols	$3,461	$9,312	$1,119	$3,500		$3,500	0.00	$0	0.00
Therapist	$493,084	$454,867	$488,991	$454,488	4.70	$464,994	4.70	$10,506	0.00
Workshops	$6,724	$8,487	$990	$0	0.00	$0	0.00	$0	0.00
Spec. Ed. Services Total	**$1,484,919**	**$1,575,073**	**$1,659,195**	**$1,555,972**	**30.58**	**$1,504,278**	**31.20**	**($51,694)**	**0.62**
FY'23 Pre-School at Wellesley Total	**$2,352,750**	**$2,422,971**	**$2,529,216**	**$2,553,256**	**46.91**	**$2,535,965**	**47.54**	**($17,291)**	**0.62**

Katharine Lee Bates Elementary School

Contact Information:

Principal: Toni Jolley
Secretary: Megan LeBlanc
116 Elmwood Road
Telephone: 781-446-6260

Overview:

The Bates School is a warm and nurturing community where we strive to make students and families feel welcomed and included. We have a creative and child centered faculty who work to provide successful learning opportunities for every child across the school day. Guided by our system-wide core values, we uphold school rules and norms that encourage all community members to be responsible, be respectful, and to be safe and kind. We value the learning potential in all academic and social situations and recognize that mistakes are a valuable part of the learning process.

Recent Accomplishments:

- Recognized by the state as a 2018 and 2019 School of Recognition for High Achievement, High Growth & Exceeding Targets on the Massachusetts Comprehensive Assessment System (MCAS).
- Implemented a COVID-19 surveillance-testing program in 2020-2021 and 2021-2022. In addition, implemented symptomatic and close contact testing in 2021-2022.
- Implemented a K-5 Standards-Based report card in January 2020, which serves to clearly communicate student progress and performance towards Massachusetts' grade-level standards and expectations.
- Recognized by the U.S. Environmental Protection Agency's 2020 National Food Recovery Challenge Award for our Food Recovery and Recycling Program.
- Ongoing partnership with PBL Works to implement Project Based Learning in grades 2-5.
- Ongoing commitment to Social Emotional Learning (SEL) and Diversity, Equity, and Inclusion (DEI) through professional development.
- Support positive school climate through Community Meetings, a cross-grade buddy program and Student Spotlight, and positive recognition for students who follow "the Bs at Bates".
- In conjunction with the Wellesley Department of Public Works, replaced the back playground in 2019 to include accessible and sensory elements.
- Support partnerships with parents including the Bates Parent-Teacher Organization (PTO) and the Bates Parent Partners in Diversity Committee.

Enrollment History:

	SY'2019-2020 Actual (10/1/19)	SY'2020-2021 Actual (10/1/20)	SY'2021-2022 Actual (10/1/21)	SY'2022-2023 Projected (10/1/22)
Kindergarten	51	33	49	44
Grade 1	54	40	38	50
Grade 2	57	55	43	39
Grade 3	61	47	55	42
Grade 4	62	56	49	53
Grade 5	50	53	49	46
Total	335	284	283	273

Significant Changes to the FY'22 Adjusted Budget by Category:
Changes to the FY'22 Adjusted Budget are divided into three categories:

Level Service: a budget that supports providing the same standard of service as in the prior fiscal year. Under this definition, line items would increase or decrease depending on changes in need, such as enrollment increases or decreases or contract changes, but not to provide a higher level of service to meet existing needs.

Strategic Priorities: a budget that supports one of the three strategies of the district's current priorities:

1.) Focus on every child, in every classroom, every day
2.) Invest in our educators
3.) Provide broad-based learning opportunities as part of a world-class public-school system

Other Critical Needs: a budget that supports additional changes not reflected in Level Service or Strategic Plan that are critical to the district's operation.

Level Service (Salary and Other Compensation):

School	Salary and Other Compensation Changes	FTE	Cost	Benefits
Bates	Section Reduction (Projected Enrollment) Teacher	(2.00)	($152,508)	($40,000)
Bates	Section Reduction (Projected Enrollment) Teaching Assistant	(1.00)	($27,125)	($7,500)
Bates	Base Level Personnel Changes (Steps, Leaves, Late Starts)	0.00	($1,297)	$0
Sub-Total		**(3.00)**	**($180,930)**	**($47,500)**

Projected 14 Sections in FY'22-23 (Enrollment) (-3.00 FTE)
Based on the enrollment projections used to build the Fiscal Year 2023 budget, we anticipate 14 sections at Bates Elementary School prior to the implementation of swing space. This is a reduction of two (2) sections and three (3) staff members.

Level Service (Expenses):
No recommended changes in FY'23.

Strategic Plan (Salary and Other Compensation):

School	Salary and Other Compensation Changes	FTE	Cost	Benefits
Bates	Math Specialist Teacher	1.00	$76,254	$20,000
Bates	School Adjustment Counselor (Benefits Only)	0.00	$0	$20,000
Sub-Total		**1.00**	**$76,254**	**$40,000**

Math Specialist (1.00 FTE)
The Elementary Math Paraprofessional (Unit C) positions would be eliminated and replaced with an Elementary Math Specialist (Unit A). This would provide each elementary with two math specialists who would work in collaboration with the principal and the math department head with grade-specific focus (K-2 or 3-5). As a

result, the additional professional position would expand instructional coaching for all classroom teachers. Each coach can also be assigned to co-teach mathematics with the classroom teacher during critical units or to support a cohort of students with an identified need (either low-attaining students or high-attaining students).

School Adjustment Counselor (0.00 FTE – Benefits Only)
With changing student and family needs, the district proposes adding a School Adjustment Counselor at the kindergarten to Grade 5 level. These positions would provide support to the school with trauma-informed instructional support in the classroom, supporting teachers, running parent groups, and providing outreach and family support. In SY'22-23, the district is budgeting for the health benefits while the salary will be funded through the Elementary and Secondary School Emergency Relief (ESSER) funds.

Strategic Plan (Expenses):
No recommended changes in FY'23.

Other Critical Needs (Salary and Other Compensation):

School	Salary and Other Compensation Changes	FTE	Cost	Benefits
Bates	Building Teaching Assistant	1.00	$27,549	$7,500
Sub-Total		**1.00**	**$27,549**	**$7,500**

Building Teaching Assistant (1.00 FTE)
Elementary students require supervision during various times of the day and sometimes whole days when teachers by contract are not on duty or they are not available. These times are:

- Before school (8:10-8:30)
- During lunch and recess periods (11:00 - 1:15)
- When a teacher is absent, and a substitute does not pick up the job
- When a teacher attends a 504 Accommodation or Individual Education Program (IEP) meeting
- When teachers are pulled for meetings and professional development

The Building Teaching Assistant (TA) provides supervision and support to students during important periods of the day. With six grade levels each requiring 40 minutes of lunch and recess supervision coverage, the elementary schools require a total of 33 duties daily between the hours of 11:00 AM and 1:00 PM.

Other Critical Needs (Expenses):
No recommended changes in FY'23.

Summary of Changes to FY'22 Adjusted Budget:

School	Category	FTE	Cost	Benefits
Bates	Level Service	(3.00)	($180,930)	($47,500)
Bates	Strategic Plan	1.00	$76,254	$40,000
Bates	Other Critical Needs	1.00	$27,549	$7,500
Total		**(1.00)**	**($77,127)**	**$0**

Swing Space:

In school year 2022-2023 and 2023-2024, Hunnewell Elementary School will temporarily relocate to four (4) other elementary schools including Bates, Hardy, Sprague and Upham. The swing space reallocation of staff and expenses follow these guidelines:

- Classroom teachers and teaching assistants will be reassigned to the appropriate host school where those grade levels will be housed in school year 2022-2023.

- Specialist teachers have been staffed based on the 94 planned elementary classroom sections across the six (6) elementary schools. Adjustments are based on a previously agreed to full-time equivalent (FTE) calculator based on 1,355 instructional minutes equates to a 1.0 FTE.

- Special education staff are split across the four (4) host schools to support the Learning Center and Therepeutic Learning Centers (TLC) at each host school.

- Expense accounts are level funded at the FY'22 levels and redistributed to the six (6) remaining elementary schools based on projected enrollment by building including the reassigned Hunnewell students. English language learner (ELL) expenses are distributed to schools with an ELL program based on the percent of the ELL students enrolled as of October 1, 2021. Special education expenses are distributed based on the number of students with an Individual Education Program (IEP) as of October 1, 2021 redistributed based on the grade configurations of swing space. Below are the percents used to distrbute the funds across the remaining six (6) schools:

Category	Bates	Fiske	Hardy	Sprague	Schofield	Upham
Enrollment %	20.8%	14.2%	13.3%	20.2%	19.6%	11.9%
ELL %	0.0%	33.3%	24.2%	16.7%	25.8%	0.0%
Spec. Ed. %	19.5%	14.1%	14.2%	21.9%	18.1%	12.2%

- Expense changes reflected below are based at the program level. The individual organization/object code level changes are identified in the financial detail pages.

- Swing space costs funded by the Town (moving, additional TLC staff, etc.) are not included in these calculations.

Swing Space (Salary and Other Compensation):

School	Salary and Other Compensation Changes	FTE	Cost	Benefits
Bates	Fitness and Health, Hunnewell	0.20	$16,549	$0
Bates	Grade 5 Teacher, Hunnewell	1.00	$124,808	$0
Bates	Grade 5 Teacher, Hunnewell	1.00	$113,723	$0
Bates	Kindergarten Teacher, Hunnewell	1.00	$124,808	$0
Bates	Kindergarten Teacher, Hunnewell	1.00	$124,862	$0
Bates	Kindergarten Teaching Assistant, Hunnewell	1.00	$30,986	$0

Bates	Kindergarten Teaching Assistant, Hunnewell	1.00	$30,986	$0
Bates	Literacy Instructional Specialist, Hunnewell	0.25	$31,202	$0
Bates	Math Instructional Specialist, Hunnewell	0.20	$24,336	$0
Bates	Physical Therapist, Hunnewell	0.10	$10,558	$0
Bates	Principal, Hunnewell	1.00	$160,720	$0
Bates	School Psychologist, Hunnewell	0.80	$97,344	$0
Bates	Senior Secretary, Hunnewell	1.00	$57,112	$0
Bates	Special Education Inclusion Teacher, Hunnewell	1.00	$70,276	$0
Bates	Special Education Teacher, Hunnewell	1.00	$108,703	$0
Bates	Speech and Language Pathologist, Hunnewell	0.25	$26,947	$0
Sub-Total		**11.80**	**$1,153,920**	**$0**

Swing Space (Expense):

School	Program / Expense Description	Cost
Bates	Adjustments: Principal's Office Account (Hunnewell/Swing Space)	($917)
Bates	Adjustments: Regular Education Accounts (Hunnewell/Swing Space)	$16,915
Bates	Adjustments: Library Accounts (Hunnewell/Swing Space)	$2,172
Bates	Adjustments: Curriculum Accounts (Hunnewell/Swing Space)	$1,284
Bates	Adjustments: Education Technology Accounts (Hunnewell/Swing Space)	$2,555
Bates	Adjustments: Special Education Accounts (Hunnewell/Swing Space)	$3,892
Bates	Adjustments: Inclusion Accounts (Hunnewell/Swing Space)	$2,757
Bates	Adjustments: Mathematics Accounts (Hunnewell/Swing Space)	$538
Bates	Adjustments: Science Accounts (Hunnewell/Swing Space)	$1,550
Bates	Adjustments: Fitness and Health Accounts (Hunnewell/Swing Space)	$306
Bates	Adjustments: Performing Arts Accounts (Hunnewell/Swing Space)	$349
Bates	Adjustments: Visual Arts Accounts (Hunnewell/Swing Space)	$964
Bates	Adjustments: Building Technology Accounts (Hunnewell/Swing Space)	$4,424
Bates	Adjustments: Literacy Accounts (Hunnewell/Swing Space)	$1,211
Bates	Adjustments: Nursing Services Accounts (Hunnewell/Swing Space)	$435
Sub-Total		**$38,435**

Summary of Changes to Bates Elementary School

School	Category	FTE	Cost	Benefits
Bates	Salary and Other Compensation	10.80	$1,076,793	$0
Bates	Expenses	0.00	$38,435	$0
Total		**10.80**	**$1,115,228**	**$0**

Bates Elementary School	FY'19 Expended	FY'20 Expended	FY'21 Expended	FY'22 Adjusted Budget	FY'22 Adjusted Budget FTE	FY'23 Voted Budget	FY'23 Voted FTE	$ Variance (FY'23-FY'22)	FTE Variance (FY'23-FY'22)
Curriculum & Instruction									
Other Contractual Services	$0	$0	$0	$500		$0	0.00	($500)	0.00
Textbooks And Related Software	$3,469	$0	$0	$3,000		$4,784	0.00	$1,784	0.00
Curriculum & Instruction Total	**$3,469**	**$0**	**$0**	**$3,500**		**$4,784**	**0.00**	**$1,284**	**0.00**
Education Technology									
Computer Supplies	$0	$0	$115	$210		$0	0.00	($210)	0.00
Conf/Mtgs - Professional Staff	$100	$52	$43	$215		$0	0.00	($215)	0.00
Equipment Maintenance	$397	$0	$0	$143		$0	0.00	($143)	0.00
Instructional Equipment	$0	($145)	$0	$0		$0	0.00	$0	0.00
Instructional Materials	$11	$51	$5	$19		$0	0.00	($19)	0.00
Instructional Software	$2,835	$4,973	$5,003	$6,704		$9,846	0.00	$3,142	0.00
Specialist	$25,358	$29,989	$29,824	$30,420	0.25	$30,420	0.25	$0	0.00
Technology Assistant	$16,514	$17,054	$11,961	$26,587	0.45	$26,587	0.45	$0	0.00
Education Technology Total	**$45,214**	**$51,974**	**$46,951**	**$64,298**	**0.70**	**$66,853**	**0.70**	**$2,555**	**0.00**
English Language Learners									
Translation/Interpreting Serv	$1,756	$2,302	$2,200	$0		$0	0.00	$0	0.00
English Language Learners Total	**$22,674**	**$2,302**	**$2,200**	**$0**	**0.00**	**$0**	**0.00**	**$0**	**0.00**
Fitness and Health									
Conf/Mtgs - Professional Staff	$130	$130	$99	$280		$0	0.00	($280)	0.00
Fitness And Athletic Supplies	$707	$904	$747	$860		$1,621	0.00	$761	0.00
Teacher	$75,978	$76,348	$81,120	$68,951	0.80	$88,374	1.00	$19,423	0.20
Training And Development	$23	$0	$225	$125		$0	0.00	($125)	0.00
Uniforms	$152	$45	$119	$50		$0	0.00	($50)	0.00
Fitness and Health Total	**$76,990**	**$77,427**	**$82,310**	**$70,266**	**0.80**	**$89,995**	**1.00**	**$19,729**	**0.20**
General Education Services									
Computer Supplies	$2,794	$3,281	$1,013	$3,000		$3,000	0.00	$0	0.00
Conf/Mtgs - Professional Staff	$6,751	$1,812	$0	$4,500		$4,500	0.00	$0	0.00
Instructional Assistant	$73,811	$88,126	$131,593	$149,811	5.00	$210,455	7.00	$60,644	2.00
Instructional Materials	$16,947	$7,248	$10,499	$2,500		$2,500	0.00	$0	0.00
Other General Supplies	$12,221	$18,516	$18,188	$18,800		$35,715	0.00	$16,915	0.00
Substitute Teachers-Short Term	$27,769	$25,580	$11,099	$0	0.00	$0	0.00	$0	0.00
Teacher	$1,932,805	$1,928,146	$1,729,749	$1,775,127	16.00	$2,076,728	18.00	$301,601	2.00
General Education Services Total	**$2,073,099**	**$2,072,709**	**$1,902,141**	**$1,953,738**	**21.00**	**$2,332,898**	**25.00**	**$379,160**	**4.00**
Health and Nursing Services									
Conf/Mtgs - Professional Staff	$0	$0	$0	$250		$250	0.00	$0	0.00
Equipment Maintenance	$73	$0	$0	$90		$0	0.00	($90)	0.00
Medical Supplies	$519	$521	$321	$700		$1,275	0.00	$575	0.00
Nurse/Physician	$83,767	$86,584	$90,849	$97,322	1.00	$97,322	1.00	$0	0.00
Substitute Other	$0	$0	$90	$0	0.00	$0	0.00	$0	0.00
Health and Nursing Services Total	**$84,360**	**$87,104**	**$91,260**	**$98,362**	**1.00**	**$98,847**	**1.00**	**$485**	**0.00**
Library & Media									
Conf/Mtgs - Professional Staff	$195	$50	$50	$225		$0	0.00	($225)	0.00
Electronic Media	$0	$0	$0	$200		$0	0.00	($200)	0.00
Equipment M&R Supplies	$361	$0	$0	$400		$0	0.00	($400)	0.00
Instructional Assistant	$19,941	$23,917	$25,877	$0	0.00	$0	0.00	$0	0.00
Librarian	$76,498	$81,181	$82,804	$105,575	1.00	$105,575	1.00	$0	0.00
On-Line Databases/Subscription	$1,600	$1,765	$1,805	$1,200		$1,200	0.00	$0	0.00
Other Library Supplies	$876	$882	$775	$1,000		$3,945	0.00	$2,945	0.00
Print Resources	$3,618	$3,715	$3,830	$3,450		$3,500	0.00	$50	0.00
Library & Media Total	**$103,088**	**$111,510**	**$115,141**	**$112,050**	**1.00**	**$114,220**	**1.00**	**$2,170**	**0.00**

Bates Elementary School	FY'19 Expended	FY'20 Expended	FY'21 Expended	FY'22 Adjusted Budget	FY'22 Adjusted Budget FTE	FY'23 Voted Budget	FY'23 Voted FTE	$ Variance (FY'23-FY'22)	FTE Variance (FY'23-FY'22)
Literacy									
Conf/Mtgs - Professional Staff	$0	$929	$110	$600		$200	0.00	($400)	0.00
Office Supplies	$23	$0	$0	$50		$0	0.00	($50)	0.00
Paraprofessional	$22,362	$20,900	$35,802	$37,601	1.00	$37,601	1.00	$0	0.00
Specialist	$107,164	$109,307	$111,493	$121,680	1.00	$152,882	1.25	$31,202	0.25
Textbooks And Related Software	$613	$777	$1,785	$1,524		$3,185	0.00	$1,661	0.00
Literacy Total	**$130,162**	**$131,913**	**$149,190**	**$161,455**	**2.00**	**$193,868**	**2.25**	**$32,413**	**0.25**
Mathematics									
Computer Supplies	$0	$0	$0	$13		$0	0.00	($13)	0.00
Conf/Mtgs - Professional Staff	$321	$944	$341	$440		$350	0.00	($90)	0.00
Dues - Administrators	$35	$25	$0	$35		$0	0.00	($35)	0.00
Instructional Materials	$4,177	$0	$977	$801		$1,491	0.00	$690	0.00
Office Supplies	$6	$0	$0	$14		$0	0.00	($14)	0.00
Specialist	$110,210	$116,955	$119,294	$121,680	1.00	$222,270	2.20	$100,590	1.20
Mathematics Total	**$114,750**	**$117,924**	**$120,612**	**$122,983**	**1.00**	**$224,111**	**2.20**	**$101,128**	**1.20**
Network / Computer Technology									
Computer Equipment Maintenance	$4,278	$2,886	$2,925	$4,653		$4,600	0.00	($53)	0.00
Computers M&R Supplies	$1,207	$1,603	$1,019	$2,152		$2,150	0.00	($2)	0.00
Information Technology Serv	$4,546	$5,346	$6,996	$6,548		$11,300	0.00	$4,752	0.00
Other Communications Services	$0	$455	$200	$1,500		$1,500	0.00	$0	0.00
Training And Development	$0	$0	$0	$273		$0	0.00	($273)	0.00
Network / Computer Technology Total	**$10,031**	**$10,290**	**$11,140**	**$15,126**		**$19,550**	**0.00**	**$4,424**	**0.00**
Office of the Principal									
Computer Supplies	$0	$0	$512	$550		$550	0.00	$0	0.00
Conf/Mtgs - Administrators	$179	$398	$225	$300		$225	0.00	($75)	0.00
Equipment Maintenance	$491	$0	$531	$1,500		$0	0.00	($1,500)	0.00
Monitor	$7,235	$7,640	$8,133	$6,926	0.43	$10,292	0.43	$3,366	0.00
Office Supplies	$0	$10	$0	$0		$1,508	0.00	$1,508	0.00
Postage	$114	$105	$91	$1,000		$150	0.00	($850)	0.00
Principal/Assistant Principal	$147,871	$150,815	$153,816	$160,720	1.00	$321,440	2.00	$160,720	1.00
Secretary	$53,936	$55,954	$55,186	$57,112	1.00	$107,035	2.00	$49,923	1.00
Office of the Principal Total	**$209,826**	**$214,922**	**$218,494**	**$228,107**	**2.43**	**$441,200**	**4.43**	**$213,092**	**2.00**
Performing Arts									
Conf/Mtgs - Professional Staff	$0	$0	$0	$120		$0	0.00	($120)	0.00
Equipment Maintenance	$0	$0	$0	$250		$0	0.00	($250)	0.00
Instructional Materials	$256	$1,220	$898	$350		$1,069	0.00	$719	0.00
Teacher	$131,932	$124,590	$127,406	$130,947	1.10	$131,306	1.10	$359	0.00
Performing Arts Total	**$132,188**	**$125,810**	**$128,304**	**$131,667**	**1.10**	**$132,375**	**1.10**	**$708**	**0.00**
Science									
Conf/Mtgs - Professional Staff	$32	$0	$0	$180		$0	0.00	($180)	0.00
Instructional Materials	$3,867	$2,958	$3,704	$5,100		$6,830	0.00	$1,730	0.00
Science Total	**$3,899**	**$2,958**	**$3,704**	**$5,280**		**$6,830**	**0.00**	**$1,550**	**0.00**
Spec. Ed. Inclusion									
Instructional Materials	$0	$0	$0	$550		$0	0.00	($550)	0.00
Other Professional Services	$20	$0	$0	$5,000		$8,307	0.00	$3,307	0.00
Spec. Ed. Inclusion Total	**$117**	**$0**	**$0**	**$5,550**	**0.00**	**$8,307**	**0.00**	**$2,757**	**0.00**
Spec. Ed. Services									
Conf/Mtgs - Professional Staff	$0	$0	$354	$1,338		$1,500	0.00	$162	0.00
Counselor/Psychologist	$74,586	$75,792	$80,528	$85,561	1.00	$186,470	1.80	$100,909	0.80
Instructional Assistant	$83,528	$89,263	$29,218	$53,563	2.00	$58,535	2.00	$4,973	0.00
Instructional Materials	$728	$1,340	$2,046	$2,477		$8,063	0.00	$5,586	0.00

Bates Elementary School	FY'19 Expended	FY'20 Expended	FY'21 Expended	FY'22 Adjusted Budget	FY'22 Adjusted Budget FTE	FY'23 Voted Budget	FY'23 Voted FTE	$ Variance (FY'23-FY'22)	FTE Variance (FY'23-FY'22)
Pupil Tutoring Services	$70	$25	$101	$101		$100	0.00	($1)	0.00
Teacher	$152,821	$199,426	$233,475	$239,607	3.00	$437,382	5.00	$197,775	2.00
Testing Protocols	$4,879	$1,955	$1,321	$3,353		$2,000	0.00	($1,353)	0.00
Textbooks And Related Software	$74	$103	$0	$502		$0	0.00	($502)	0.00
Therapist	$173,673	$185,616	$189,065	$195,678	1.70	$233,809	2.05	$38,131	0.35
Workshops	$3,570	$1,796	$329	$0	0.00	$0	0.00	$0	0.00
Spec. Ed. Services Total	**$493,929**	**$555,316**	**$536,437**	**$582,180**	**7.70**	**$927,859**	**10.85**	**$345,679**	**3.15**
Video Production									
Office Supplies	$0	$0	$0	$50		$0	0.00	($50)	0.00
Video Production Total	**$0**	**$0**	**$0**	**$50**		**$0**	**0.00**	**($50)**	**0.00**
Visual Art									
Conf/Mtgs - Professional Staff	$525	$0	$0	$200		$0	0.00	($200)	0.00
Equipment Maintenance	$100	$373	$0	$250		$0	0.00	($250)	0.00
Instructional Materials	$5,513	$2,845	$10,050	$3,138		$4,552	0.00	$1,414	0.00
Teacher	$68,770	$61,166	$43,313	$43,313	0.80	$45,117	0.80	$1,804	0.00
Visual Art Total	**$74,907**	**$64,384**	**$53,363**	**$46,901**	**0.80**	**$49,669**	**0.80**	**$2,768**	**0.00**
World Languages									
Teacher	$184,404	$117,986	$123,951	$132,073	1.50	$137,448	1.50	$5,375	0.00
World Languages Total	**$184,404**	**$117,986**	**$123,951**	**$132,073**	**1.50**	**$137,448**	**1.50**	**$5,375**	**0.00**
FY'23 Bates Elem. School Total	**$3,763,633**	**$3,744,530**	**$3,585,198**	**$3,733,584**	**41.03**	**$4,848,812**	**51.83**	**$1,115,228**	**10.80**

Joseph E. Fiske Elementary School

Contact Information:

Principal: Rachel McGregor
Secretary: Susan Drayton
45 Hastings Street
Telephone: 781-446-6265

Overview:

The Fiske School encompasses a diverse student population. We believe that our diversity is one of our many strengths. Our community takes great pride in the Fiske Fundamentals: Fair, Inclusive, Safe, Kind, and Encouraging. The Fiske staff strives to create a safe learning environment that allows all students to thrive. Fiske School is child centered where each child is looked at as an individual and encouraged to reach their full potential. At the core of instruction, teachers embed Growth Mindset and mindfulness in their instruction, enabling students to learn from their mistakes and develop skills to think critically in all academic areas.

Recent Accomplishments:

- Appointed a Diversity, Equity and Inclusion Facilitator for the Fiske School.
- Provided staff with Diversity, Equity, and Inclusion professional development that provides staff members with strategies to use in the school that ensures all students feel valued and important.
- Created three plans for the 2020-2021 school year; remote learning, hybrid learning and in person learning.
- Implemented a COVID-19 surveillance-testing program in 2020-2021 and 2021-2022. In addition, implemented symptomatic and close contact testing in 2021-2022.
- Student Council organized COVID friendly Fiske Turkey Trot that resulted in a large food donation to the Wellesley Food Pantry.
- Implemented Inner Explorer, an online mindfulness website that provides teachers with daily mindfulness exercises to use each day with their classes.
- Recognized by the Commonwealth of Massachusetts as School of Recognition for High Achievement, High Progress & Narrowing the Achievement Gap in 2016 Massachusetts Comprehensive Assessment System (MCAS).

Enrollment History:

	SY'2019-2020 Actual (10/1/19)	SY'2020-2021 Actual (10/1/20)	SY'2021-2022 Actual (10/1/21)	SY'2022-2023 Projected (10/1/22)
Kindergarten	50	29	44	35
Grade 1	50	48	36	46
Grade 2	46	48	48	36
Grade 3	55	41	47	47
Grade 4	41	56	36	44
Grade 5	53	42	54	35
Total	295	264	265	243

Significant Changes to the FY'22 Adjusted Budget by Category:
Changes to the FY'22 Adjusted Budget are divided into three categories:

Level Service: a budget that supports providing the same standard of service as in the prior fiscal year. Under this definition, line items would increase or decrease depending on changes in need, such as enrollment increases or decreases or contract changes, but not to provide a higher level of service to meet existing needs.

Strategic Priorities: a budget that supports one of the three strategies of the district's current priorities:
1.) Focus on every child, in every classroom, every day
2.) Invest in our educators
3.) Provide broad-based learning opportunities as part of a world-class public-school system

Other Critical Needs: a budget that supports additional changes not reflected in Level Service or Strategic Plan that are critical to the district's operation.

Level Service (Salary and Other Compensation):

School	Salary and Other Compensation Changes	FTE	Cost	Benefits
Fiske	Section Reduction (Projected Enrollment) Teacher	(2.00)	($152,508)	($40,000)
Fiske	World Language (Spanish) Reduction	(0.50)	($38,127)	($20,000)
Fiske	Base Level Personnel Changes (Steps, Leaves, Late Starts)	0.00	$76,013	$0
Sub-Total		**(2.50)**	**($114,622)**	**($60,000)**

Projected 13 Sections in FY'22-23 (Enrollment) (-2.00 FTE)
Based on the enrollment projections used to build the Fiscal Year 2023 budget, we anticipate 13 sections at Fiske Elementary School. This is a reduction of two (2) sections and two (2) staff members.

Review of Specialist Teacher Positions (0.50 FTE)
Enrollment shifts at the elementary level prompted a thorough review of specialist teacher's full-time equivalency (FTE) needs based on projected classroom sections in the school year 2022-2023. The proposed changes include a reduction in Spanish of 0.50 FTE.

Level Service (Expenses):
No recommended changes in FY'23.

Strategic Plan (Salary and Other Compensation):

School	Salary and Other Compensation Changes	FTE	Cost	Benefits
Fiske	Math Specialist Teacher	1.00	$76,254	$20,000
Sub-Total		**1.00**	**$76,254**	**$20,000**

Math Specialist (1.00 FTE)
The Elementary Math Paraprofessional (Unit C) positions would be eliminated and replaced with an Elementary Math Specialist (Unit A). This would provide each elementary with two math specialists who would work in collaboration with the principal and the math department head with grade-specific focus (K-2 or 3-5). As a result, the additional professional position would expand instructional coaching for all classroom teachers. Each coach can also be assigned to co-teach mathematics with the classroom teacher during critical units or to support a cohort of students with an identified need (either low-attaining students or high-attaining students).

Strategic Plan (Expenses):
No recommended changes in FY'23.

Other Critical Needs (Salary and Other Compensation):

School	Salary and Other Compensation Changes	FTE	Cost	Benefits
Fiske	Building Teaching Assistant	1.00	$27,549	$7,500
Sub-Total		**1.00**	**$27,549**	**$7,500**

Building Teaching Assistant (1.00 FTE)
Elementary students require supervision during various times of the day and sometimes whole days when teachers by contract are not on duty or they are not available. These times are:

- Before school (8:10-8:30)
- During lunch and recess periods (11:00 - 1:15)
- When a teacher is absent, and a substitute does not pick up the job
- When a teacher attends a 504 Accommodation or Individual Education Program (IEP) meeting
- When teachers are pulled for meetings and professional development

The Building Teaching Assistant (TA) provides supervision and support to students during important periods of the day. With six grade levels each requiring 40 minutes of lunch and recess supervision coverage, the elementary schools require a total of 33 duties daily between the hours of 11:00 AM and 1:00 PM.

Other Critical Needs (Expenses):
No recommended changes in FY'23.

Summary of Changes to FY'22 Adjusted Budget:

School	Category	FTE	Cost	Benefits
Fiske	Level Service	(2.50)	($114,622)	($60,000)
Fiske	Strategic Plan	1.00	$76,254	$20,000
Fiske	Other Critical Needs	1.00	$27,549	$7,500
Total		**(0.50)**	**($10,819)**	**($32,500)**

Swing Space:

In school year 2022-2023 and 2023-2024, Hunnewell Elementary School will temporarily relocate to four (4) other elementary schools including Bates, Hardy, Sprague and Upham. The swing space reallocation of staff and expenses follow these guidelines:

- Classroom teachers and teaching assistants will be reassigned to the appropriate host school where those grade levels will be housed in school year 2022-2023.

- Specialist teachers have been staffed based on the 94 planned elementary classroom sections across the six (6) elementary schools. Adjustments are based on a previously agreed to full-time equivalent (FTE) calculator based on 1,355 instructional minutes equates to a 1.0 FTE.

- Special education staff are split across the four (4) host schools to support the Learning Center and Therepeutic Learning Centers (TLC) at each host school.

- Expense accounts are level funded at the FY'22 levels and redistributed to the six (6) remaining elementary schools based on projected enrollment by building including the reassigned Hunnewell students. English language learner (ELL) expenses are distributed to schools with an ELL program based on the percent of the ELL students enrolled as of October 1, 2021. Special education expenses are distributed based on the number of students with an Individual Education Program (IEP) as of October 1, 2021 redistributed based on the grade configurations of swing space. Below are the percents used to distrbute the funds across the remaining six (6) schools:

Category	Bates	Fiske	Hardy	Sprague	Schofield	Upham
Enrollment %	20.8%	14.2%	13.3%	20.2%	19.6%	11.9%
ELL %	0.0%	33.3%	24.2%	16.7%	25.8%	0.0%
Spec. Ed. %	19.5%	14.1%	14.2%	21.9%	18.1%	12.2%

- Expense changes reflected below are based at the program level. The individual organization/object code level changes are identified in the financial detail pages.

- Swing space costs funded by the Town (moving, additional TLC staff, etc.) are not included in these calculations.

Swing Space (Salary and Other Compensation):

School	Salary and Other Compensation Changes	FTE	Cost	Benefits
Fiske	Literacy Instructional Specialist, Hunnewell	0.25	$31,202	$0
Fiske	Math Instructional Specialist, Hunnewell	0.20	$24,336	$0
Sub-Total		**0.45**	**$55,538**	**$0**

Swing Space (Expense):

School	Program / Expense Description	Cost
Fiske	Adjustments: Principal's Office Account (Hunnewell/Swing Space)	$1,371
Fiske	Adjustments: Regular Education Accounts (Hunnewell/Swing Space)	$1,048
Fiske	Adjustments: Library Accounts (Hunnewell/Swing Space)	($6)
Fiske	Adjustments: Curriculum Accounts (Hunnewell/Swing Space)	($234)
Fiske	Adjustments: Education Technology Accounts (Hunnewell/Swing Space)	$182
Fiske	Adjustments: Special Education Accounts (Hunnewell/Swing Space)	$469
Fiske	Adjustments: Inclusion Accounts (Hunnewell/Swing Space)	($1,593)
Fiske	Adjustments: Mathematics Accounts (Hunnewell/Swing Space)	$22
Fiske	Adjustments: Science Accounts (Hunnewell/Swing Space)	$148
Fiske	Adjustments: Fitness and Health Accounts (Hunnewell/Swing Space)	$67
Fiske	Adjustments: Performing Arts Accounts (Hunnewell/Swing Space)	$10
Fiske	Adjustments: Visual Arts Accounts (Hunnewell/Swing Space)	($5)
Fiske	Adjustments: Building Technology Accounts (Hunnewell/Swing Space)	$56
Fiske	Adjustments: Literacy Accounts (Hunnewell/Swing Space)	($67)
Fiske	Adjustments: English Language Learner Accounts (Hunnewell/Swing Space)	$216
Fiske	Adjustments: Nursing Services Accounts (Hunnewell/Swing Space)	$75
Sub-Total		**$1,759**

Summary of Changes to Fiske Elementary School

School	Category	FTE	Cost	Benefits
Fiske	Salary and Other Compensation	(0.05)	$44,719	($32,500)
Fiske	Expenses	0.00	$1,759	$0
Total		**(0.05)**	**$46,478**	**($32,500)**

Fiske Elementary School	FY'19 Expended	FY'20 Expended	FY'21 Expended	FY'22 Adjusted Budget	FY'22 Adjusted Budget FTE	FY'23 Voted Budget	FY'23 Voted FTE	$ Variance (FY'23-FY'22)	FTE Variance (FY'23-FY'22)
Curriculum & Instruction									
Other Contractual Services	$0	$0	$0	$500		$0	0.00	($500)	0.00
Textbooks And Related Software	$3,469	$0	$0	$3,000		$3,266	0.00	$266	0.00
Curriculum & Instruction Total	**$3,469**	**$0**	**$0**	**$3,500**		**$3,266**	**0.00**	**($234)**	**0.00**
Education Technology									
Computer Supplies	$10	$0	$126	$283		$0	0.00	($283)	0.00
Conf/Mtgs - Professional Staff	$0	$43	$35	$192		$0	0.00	($192)	0.00
Equipment Maintenance	$342	$0	$0	$129		$0	0.00	($129)	0.00
Instructional Equipment	$0	$42	$0	$0		$0	0.00	$0	0.00
Instructional Materials	$0	$30	$4	$0		$0	0.00	$0	0.00
Instructional Software	$3,114	$5,310	$4,078	$5,936		$6,722	0.00	$786	0.00
Specialist	$30,319	$29,239	$29,823	$30,420	0.25	$30,420	0.25	$0	0.00
Technology Assistant	$16,956	$17,189	$12,016	$18,201	0.30	$17,391	0.30	($810)	0.00
Education Technology Total	**$50,741**	**$51,852**	**$46,082**	**$55,161**	**0.55**	**$54,533**	**0.55**	**($628)**	**0.00**
English Language Learners									
Conf/Mtgs - Professional Staff	$0	$718	$0	$700		$0	0.00	($700)	0.00
Instructional Materials	$800	$629	$626	$1,800		$2,716	0.00	$916	0.00
Teacher	$179,352	$159,785	$169,647	$183,999	2.00	$186,926	2.00	$2,927	0.00
Translation/Interpreting Serv	$1,756	$6,491	$2,200	$0		$0	0.00	$0	0.00
English Language Learners Total	**$181,907**	**$167,623**	**$172,473**	**$186,499**	**2.00**	**$189,642**	**2.00**	**$3,143**	**0.00**
Fitness and Health									
Conf/Mtgs - Professional Staff	$99	$180	$0	$180		$0	0.00	($180)	0.00
Equipment Maintenance	$0	$0	$0	$70		$0	0.00	($70)	0.00
Fitness And Athletic Supplies	$943	$828	$845	$700		$1,107	0.00	$407	0.00
Teacher	$114,662	$116,955	$119,294	$97,344	0.80	$97,344	0.80	$0	0.00
Training And Development	$23	$0	$176	$40		$0	0.00	($40)	0.00
Uniforms	$51	$45	$119	$50		$0	0.00	($50)	0.00
Fitness and Health Total	**$115,778**	**$118,008**	**$120,434**	**$98,384**	**0.80**	**$98,451**	**0.80**	**$67**	**0.00**
General Education Services									
Computer Supplies	$3,461	$1,173	$849	$3,355		$3,000	0.00	($355)	0.00
Conf/Mtgs - Professional Staff	$100	$1,493	$797	$2,000		$2,000	0.00	$0	0.00
Copier Supplies	$2,500	$323	$699	$2,000		$0	0.00	($2,000)	0.00
Instructional Assistant	$108,679	$135,614	$108,272	$112,405	4.00	$144,620	5.00	$32,214	1.00
Instructional Materials	$4,159	$525	$1,242	$8,728		$8,728	0.00	$0	0.00
Other General Supplies	$20,505	$20,722	$18,668	$14,074		$17,477	0.00	$3,403	0.00
Substitute Teachers-Short Term	$15,983	$12,302	$14,298	$0	0.00	$0	0.00	$0	0.00
Teacher	$1,350,709	$1,434,136	$1,527,910	$1,539,389	15.00	$1,458,772	13.00	($80,617)	(2.00)
General Education Services Total	**$1,512,959**	**$1,606,287**	**$1,672,735**	**$1,681,951**	**19.00**	**$1,634,597**	**18.00**	**($47,355)**	**(1.00)**
Health and Nursing Services									
Conf/Mtgs - Professional Staff	$125	$0	$99	$125		$250	0.00	$125	0.00
Equipment Maintenance	$73	$0	$0	$90		$0	0.00	($90)	0.00
Medical Supplies	$618	$741	$589	$700		$790	0.00	$90	0.00
Nurse/Physician	$108,795	$111,089	$113,451	$115,577	1.00	$118,705	1.00	$3,128	0.00
Office Supplies	$0	$0	$0	$50		$0	0.00	($50)	0.00
Health and Nursing Services Total	**$109,610**	**$111,830**	**$114,139**	**$116,542**	**1.00**	**$119,745**	**1.00**	**$3,203**	**0.00**
Library & Media									
Conf/Mtgs - Professional Staff	$375	$450	$160	$425		$0	0.00	($425)	0.00
Electronic Media	$416	$198	$0	$200		$0	0.00	($200)	0.00
Equipment M&R Supplies	$696	$700	$79	$700		$0	0.00	($700)	0.00
Instructional Assistant	$24,872	$25,311	$19,432	$0	0.00	$0	0.00	$0	0.00
Librarian	$85,731	$93,564	$97,889	$99,798	0.80	$99,798	0.80	$0	0.00
On-Line Databases/Subscription	$1,167	$1,300	$1,284	$1,300		$1,300	0.00	$0	0.00
Other Library Supplies	$416	$345	$1,310	$350		$1,669	0.00	$1,319	0.00
Print Resources	$3,025	$3,241	$2,818	$2,934		$2,934	0.00	$0	0.00
Library & Media Total	**$116,699**	**$125,110**	**$122,972**	**$105,707**	**0.80**	**$105,701**	**0.80**	**($6)**	**0.00**

Fiske Elementary School	FY'19 Expended	FY'20 Expended	FY'21 Expended	FY'22 Adjusted Budget	FY'22 Adjusted Budget FTE	FY'23 Voted Budget	FY'23 Voted FTE	$ Variance (FY'23-FY'22)	FTE Variance (FY'23-FY'22)
Literacy									
Conf/Mtgs - Professional Staff	$836	$654	$110	$600		$200	0.00	($400)	0.00
Office Supplies	$23	$0	$0	$50		$0	0.00	($50)	0.00
Paraprofessional	$38,400	$47,146	$57,504	$60,161	1.00	$37,601	1.00	($22,560)	0.00
Specialist	$107,164	$109,307	$111,493	$113,723	1.00	$144,925	1.25	$31,202	0.25
Textbooks And Related Software	$2,602	$2,057	$2,808	$1,728		$2,111	0.00	$383	0.00
Literacy Total	**$149,025**	**$159,163**	**$171,915**	**$176,262**	**2.00**	**$184,837**	**2.25**	**$8,575**	**0.25**
Maintenance and Operations									
Scheduled Non-Program Overtime	$84	$5,228	$177	$0	0.00	$0	0.00	$0	0.00
Maintenance and Operations Total	**$84**	**$5,228**	**$177**	**$0**	**0.00**	**$0**	**0.00**	**$0**	**0.00**
Mathematics									
Computer Supplies	$0	$0	$0	$10		$0	0.00	($10)	0.00
Conf/Mtgs - Professional Staff	$321	$944	$341	$375		$350	0.00	($25)	0.00
Dues - Administrators	$34	$25	$0	$35		$0	0.00	($35)	0.00
Instructional Materials	$4,177	$0	$744	$801		$907	0.00	$106	0.00
Office Supplies	$6	$0	$0	$14		$0	0.00	($14)	0.00
Specialist	$118,346	$80,437	$108,358	$89,781	1.00	$194,111	2.20	$104,330	1.20
Mathematics Total	**$122,885**	**$81,406**	**$109,443**	**$91,016**	**1.00**	**$195,368**	**2.20**	**$104,352**	**1.20**
Network / Computer Technology									
Computer Equipment Maintenance	$3,906	$2,209	$1,804	$3,540		$2,540	0.00	($1,000)	0.00
Computers M&R Supplies	$2,710	$1,306	$831	$2,347		$2,150	0.00	($197)	0.00
Information Technology Serv	$5,170	$4,712	$6,070	$5,729		$7,184	0.00	$1,455	0.00
Other Communications Services	$0	$0	$163	$1,500		$1,500	0.00	$0	0.00
Training And Development	$221	$2,148	$0	$202		$0	0.00	($202)	0.00
Network / Computer Technology Total	**$12,006**	**$10,375**	**$8,868**	**$13,318**		**$13,374**	**0.00**	**$56**	**0.00**
Office of the Principal									
Dues - Administrators	$0	$89	$89	$0		$100	0.00	$100	0.00
Monitor	$6,978	$7,216	$0	$0	0.00	$0	0.00	$0	0.00
Office Supplies	$0	$10	$0	$0		$1,411	0.00	$1,411	0.00
Periodicals And Newspapers	$0	$0	$0	$90		$0	0.00	($90)	0.00
Postage	$78	$140	$38	$200		$150	0.00	($50)	0.00
Principal/Assistant Principal	$147,871	$150,815	$156,316	$165,720	1.00	$165,720	1.00	$0	0.00
Secretary	$53,063	$56,041	$57,794	$58,631	1.00	$58,631	1.00	$0	0.00
Office of the Principal Total	**$207,990**	**$214,311**	**$214,237**	**$224,641**	**2.00**	**$226,012**	**2.00**	**$1,371**	**0.00**
Performing Arts									
Conf/Mtgs - Professional Staff	$0	$0	$0	$120		$0	0.00	($120)	0.00
Equipment Maintenance	$0	$100	$0	$250		$0	0.00	($250)	0.00
Instructional Materials	$451	$882	$1,008	$350		$730	0.00	$380	0.00
Teacher	$91,730	$105,259	$110,125	$99,890	0.80	$99,890	0.80	$0	0.00
Performing Arts Total	**$92,181**	**$106,241**	**$111,133**	**$100,610**	**0.80**	**$100,620**	**0.80**	**$10**	**0.00**
Science									
Conf/Mtgs - Professional Staff	$32	$0	$0	$180		$0	0.00	($180)	0.00
Instructional Materials	$4,009	$3,036	$3,406	$4,335		$4,663	0.00	$328	0.00
Science Total	**$4,042**	**$3,036**	**$3,406**	**$4,515**		**$4,663**	**0.00**	**$148**	**0.00**
Spec. Ed. Inclusion									
Instructional Materials	$323	$0	$0	$2,600		$0	0.00	($2,600)	0.00
Other Professional Services	$20	$0	$2,050	$5,000		$6,007	0.00	$1,007	0.00
Paraprofessional	$0	$0	$0	$32,495	1.00	$34,117	1.00	$1,622	0.00
Spec. Ed. Inclusion Total	**$343**	**$0**	**$2,050**	**$40,095**	**1.00**	**$40,124**	**1.00**	**$29**	**0.00**

Fiske Elementary School	FY'19 Expended	FY'20 Expended	FY'21 Expended	FY'22 Adjusted Budget	FY'22 Adjusted Budget FTE	FY'23 Voted Budget	FY'23 Voted FTE	$ Variance (FY'23-FY'22)	FTE Variance (FY'23-FY'22)
Spec. Ed. Services									
Conf/Mtgs - Administrators	$0	$0	$138	$1,459		$0	0.00	($1,459)	0.00
Conf/Mtgs - Professional Staff	$0	$219	$1,771	$1,216		$1,500	0.00	$284	0.00
Counselor/Psychologist	$155,271	$152,887	$165,137	$202,798	2.00	$199,581	2.00	($3,217)	0.00
Instructional Assistant	$111,595	$116,016	$82,554	$84,836	3.00	$89,522	3.00	$4,685	0.00
Instructional Materials	$180	$1,424	$3,743	$2,428		$4,833	0.00	$2,405	0.00
Pupil Tutoring Services	$92	$25	$101	$101		$100	0.00	($1)	0.00
Teacher	$229,324	$233,910	$180,249	$186,446	2.00	$189,145	2.00	$2,699	0.00
Testing Protocols	$3,288	$1,618	$1,644	$2,258		$2,000	0.00	($258)	0.00
Textbooks And Related Software	$74	$103	$0	$502		$0	0.00	($502)	0.00
Therapist	$194,244	$195,840	$187,940	$206,236	1.80	$206,236	1.80	$0	0.00
Workshops	$1,880	$0	$142	$0	0.00	$0	0.00	$0	0.00
Spec. Ed. Services Total	**$650,948**	**$702,043**	**$623,419**	**$688,280**	**8.80**	**$692,916**	**8.80**	**$4,636**	**0.00**
Visual Art									
Conf/Mtgs - Professional Staff	$175	$0	$0	$200		$0	0.00	($200)	0.00
Equipment Maintenance	$100	$58	$0	$250		$0	0.00	($250)	0.00
Instructional Materials	$2,639	$2,468	$7,547	$2,663		$3,108	0.00	$445	0.00
Teacher	$62,642	$66,274	$70,417	$65,465	0.70	$68,192	0.70	$2,727	0.00
Visual Art Total	**$65,555**	**$68,799**	**$77,964**	**$68,578**	**0.70**	**$71,300**	**0.70**	**$2,722**	**0.00**
World Languages									
Teacher	$70,639	$77,493	$88,741	$108,341	1.50	$74,729	1.00	($33,613)	(0.50)
World Languages Total	**$70,639**	**$77,493**	**$88,741**	**$108,341**	**1.50**	**$74,729**	**1.00**	**($33,613)**	**(0.50)**
FY'23 Fiske Elem. School Total	**$3,466,861**	**$3,608,806**	**$3,660,188**	**$3,763,399**	**41.95**	**$3,809,877**	**41.90**	**$46,478**	**(0.05)**

John D. Hardy Elementary School

Contact Information:

Principal: Grant Smith
Secretary: Janet Rixon
293 Weston Road
Telephone: 781-446-6270

Overview:

The Hardy School is a warm and nurturing community where students, families and staff should feel safe, seen, valued and respected. Hardy strives to build a culture where all students have a positive sense of self, confidently navigate social situations and thrive across all disciplines. Students will demonstrate curiosity and experience joy in the learning process while flourishing academically.

Recent Accomplishments:

- Hardy has been designated a 2021 National Blue Ribbon School.
- A school reopening plan that promoted health & safety practices for the school community has been implemented.
- A staff-based Diversity, Equity and Inclusion (DEI) committee that is focused on fostering a culture that embraces diversity, equity, and inclusion.
- Project Based Learning (PBL) opportunities are being incorporated into the curriculum.
- Highly effective CARE team and Safety Protocols in place.
- Support Social Emotional Learning (SEL) and culturally responsive teaching through ongoing professional development.
- Consultation model for special education and general education teachers.
- Teachers have embraced new curriculum across all content areas.

Enrollment History:

	SY'2019-2020 Actual (10/1/19)	SY'2020-2021 Actual (10/1/20)	SY'2021-2022 Actual (10/1/21)	SY'2022-2023 Projected (10/1/22)
Kindergarten	39	32	34	23
Grade 1	40	30	33	34
Grade 2	44	35	34	34
Grade 3	38	43	36	33
Grade 4	51	36	35	35
Grade 5	44	48	41	35
Total	256	224	213	193

Significant Changes to the FY'22 Adjusted Budget by Category:

Changes to the FY'22 Adjusted Budget are divided into three categories:

Level Service: a budget that supports providing the same standard of service as in the prior fiscal year. Under this definition, line items would increase or decrease depending on changes in need, such as

enrollment increases or decreases or contract changes, but not to provide a higher level of service to meet existing needs.

Strategic Priorities: a budget that supports one of the three strategies of the district's current priorities:

1.) Focus on every child, in every classroom, every day
2.) Invest in our educators
3.) Provide broad-based learning opportunities as part of a world-class public-school system

Other Critical Needs: a budget that supports additional changes not reflected in Level Service or Strategic Plan that are critical to the district's operation.

Level Service (Salary and Other Compensation):

School	Salary and Other Compensation Changes	FTE	Cost	Benefits
Hardy	Base Level Personnel Changes (Steps, Leaves, Late Starts)	0.00	($1,522)	$0
Sub-Total		**0.00**	**($1,522)**	**$0**

Level Service (Expenses):
No recommended changes in FY'23.

Strategic Plan (Salary and Other Compensation):

School	Salary and Other Compensation Changes	FTE	Cost	Benefits
Hardy	Math Specialist Teacher	1.00	$76,254	$20,000
Hardy	School Adjustment Counselor (Benefits Only)	0.00	$0	$20,000
Sub-Total		**1.00**	**$76,254**	**$40,000**

Math Specialist (1.00 FTE)
The Elementary Math Paraprofessional (Unit C) positions would be eliminated and replaced with an Elementary Math Specialist (Unit A). This would provide each elementary with two math specialists who would work in collaboration with the principal and the math department head with grade-specific focus (K-2 or 3-5). As a result, the additional professional position would expand instructional coaching for all classroom teachers. Each coach can also be assigned to co-teach mathematics with the classroom teacher during critical units or to support a cohort of students with an identified need (either low-attaining students or high-attaining students).

School Adjustment Counselor (0.00 FTE – Benefits Only)
With changing student and family needs, the district proposes adding a School Adjustment Counselor at the kindergarten to Grade 5 level. These positions would provide support to the school with trauma-informed instructional support in the classroom, supporting teachers, running parent groups, and providing outreach and family support. In SY'22-23, the district is budgeting for the health benefits while the salary will be funded through the Elementary and Secondary School Emergency Relief (ESSER) funds.

Strategic Plan (Expenses):
No recommended changes in FY'23.

Other Critical Needs (Salary and Other Compensation):

School	Salary and Other Compensation Changes	FTE	Cost	Benefits
Hardy	Building Teaching Assistant	1.00	$27,549	$7,500
Sub-Total		**1.00**	**$27,549**	**$7,500**

Building Teaching Assistant (1.00 FTE)
Elementary students require supervision during various times of the day and sometimes whole days when teachers by contract are not on duty or they are not available. These times are:

- Before school (8:10-8:30)
- During lunch and recess periods (11:00 - 1:15)
- When a teacher is absent, and a substitute does not pick up the job
- When a teacher attends a 504 Accommodation or Individual Education Program (IEP) meeting
- When teachers are pulled for meetings and professional development

The Building Teaching Assistant (TA) provides supervision and support to students during important periods of the day. With six grade levels each requiring 40 minutes of lunch and recess supervision coverage, the elementary schools require a total of 33 duties daily between the hours of 11:00 AM and 1:00 PM.

Other Critical Needs (Expenses):
No recommended changes in FY'23.

Summary of Changes to FY'22 Adjusted Budget:

School	Category	FTE	Cost	Benefits
Hardy	Level Service	0.00	($1,522)	$0
Hardy	Strategic Plan	1.00	$76,254	$40,000
Hardy	Other Critical Needs	1.00	$27,549	$7,500
Total		**2.00**	**$102,281**	**$47,500**

Swing Space:
In school year 2022-2023 and 2023-2024, Hunnewell Elementary School will temporarily relocate to four (4) other elementary schools including Bates, Hardy, Sprague and Upham. The swing space reallocation of staff and expenses follow these guidelines:

- Classroom teachers and teaching assistants will be reassigned to the appropriate host school where those grade levels will be housed in school year 2022-2023.

- Specialist teachers have been staffed based on the 94 planned elementary classroom sections across the six (6) elementary schools. Adjustments are based on a previously agreed to full-time equivalent (FTE) calculator based on 1,355 instructional minutes equates to a 1.0 FTE.

- Special education staff are split across the four (4) host schools to support the Learning Center and Therepeutic Learning Centers (TLC) at each host school.

- Expense accounts are level funded at the FY'22 levels and redistributed to the six (6) remaining elementary schools based on projected enrollment by building including the reassigned Hunnewell students. English language learner (ELL) expenses are distributed to schools with an ELL program based on the percent of the ELL students enrolled as of October 1, 2021. Special education expenses are distributed based on the number of students with an Individual Education Program (IEP) as of October 1, 2021 redistributed based on the grade configurations of swing space. Below are the percents used to distrbute the funds across the remaining six (6) schools:

Category	Bates	Fiske	Hardy	Sprague	Schofield	Upham
Enrollment %	20.8%	14.2%	13.3%	20.2%	19.6%	11.9%
ELL %	0.0%	33.3%	24.2%	16.7%	25.8%	0.0%
Spec. Ed. %	19.5%	14.1%	14.2%	21.9%	18.1%	12.2%

- Expense changes reflected below are based at the program level. The individual organization/object code level changes are identified in the financial detail pages.

- Swing space costs funded by the Town (moving, additional TLC staff, etc.) are not included in these calculations.

Swing Space (Salary and Other Compensation):

School	Salary and Other Compensation Changes	FTE	Cost	Benefits
Hardy	Grade 3 Teacher, Hunnewell	1.00	$104,936	$0
Hardy	Grade 3 Teacher, Hunnewell	1.00	$113,723	$0
Hardy	Math Instructional Specialist, Hunnewell	0.20	$24,336	$0
Hardy	Nurse, Hunnewell (Districtwide Substitute)	1.00	$82,709	$0
Hardy	Occupational Therapist, Hunnewell	0.25	$16,192	$0
Hardy	Physical Therapist, Hunnewell	0.10	$10,557	$0
Hardy	Reading Intervention Paraprofessional, Hunnewell	0.50	$18,800	$0
Hardy	School Psychologist, Hunnewell	0.20	$24,336	$0
Hardy	Special Education Teacher, Hunnewell	1.00	$64,766	$0
Hardy	Special Education Teaching Assistant, Hunnewell	1.00	$30,986	$0
Hardy	Speech and Language Pathologist, Hunnewell	0.25	$26,947	$0
Hardy	Technology Support Specialist, Hunnewell	0.10	$6,318	$0
Hardy	Visual Art, Hunnewell	0.10	$10,148	$0
Sub-Total		**6.70**	**$534,754**	**$0**

Swing Space (Expense):

School	Program / Expense Description	Cost
Hardy	Adjustments: Principal's Office Account (Hunnewell/Swing Space)	($400)
Hardy	Adjustments: Regular Education Accounts (Hunnewell/Swing Space)	($3,053)
Hardy	Adjustments: Library Accounts (Hunnewell/Swing Space)	$366
Hardy	Adjustments: Curriculum Accounts (Hunnewell/Swing Space)	$59
Hardy	Adjustments: Education Technology Accounts (Hunnewell/Swing Space)	($551)
Hardy	Adjustments: Special Education Accounts (Hunnewell/Swing Space)	$1,299
Hardy	Adjustments: Inclusion Accounts (Hunnewell/Swing Space)	$949
Hardy	Adjustments: Mathematics Accounts (Hunnewell/Swing Space)	($206)
Hardy	Adjustments: Science Accounts (Hunnewell/Swing Space)	($88)
Hardy	Adjustments: Fitness and Health Accounts (Hunnewell/Swing Space)	($9)
Hardy	Adjustments: Performing Arts Accounts (Hunnewell/Swing Space)	($36)
Hardy	Adjustments: Visual Arts Accounts (Hunnewell/Swing Space)	$30
Hardy	Adjustments: Building Technology Accounts (Hunnewell/Swing Space)	($495)
Hardy	Adjustments: Literacy Accounts (Hunnewell/Swing Space)	($117)
Hardy	Adjustments: English Language Learner Accounts (Hunnewell/Swing Space)	($728)
Hardy	Adjustments: Nursing Services Accounts (Hunnewell/Swing Space)	$10
Sub-Total		**($2,970)**

Summary of Changes to Hardy Elementary School

School	Category	FTE	Cost	Benefits
Hardy	Salary and Other Compensation	8.70	$637,035	$47,500
Hardy	Expenses	0.00	($2,970)	$0
Total		**8.70**	**$634,065**	**$47,500**

Hardy Elementary School	FY'19 Expended	FY'20 Expended	FY'21 Expended	FY'22 Adjusted Budget	FY'22 Adjusted Budget FTE	FY'23 Voted Budget	FY'23 Voted FTE	$ Variance (FY'23-FY'22)	FTE Variance (FY'23-FY'22)
Curriculum & Instruction									
Other Contractual Services	$0	$0	$0	$500		$0	0.00	($500)	0.00
Textbooks And Related Software	$3,000	$0	$0	$2,500		$3,059	0.00	$559	0.00
Curriculum & Instruction Total	**$3,000**	**$0**	**$0**	**$3,000**		**$3,059**	**0.00**	**$59**	**0.00**
Education Technology									
Computer Supplies	$9	$0	$124	$163		$0	0.00	($163)	0.00
Conf/Mtgs - Professional Staff	$100	$42	$34	$164		$0	0.00	($164)	0.00
Equipment Maintenance	$0	$0	$0	$109		$0	0.00	($109)	0.00
Instructional Equipment	$0	$41	$0	$0		$0	0.00	$0	0.00
Instructional Materials	$26	$12	$4	$15		$0	0.00	($15)	0.00
Instructional Software	$4,303	$3,022	$4,022	$6,396		$6,296	0.00	($100)	0.00
Specialist	$25,358	$29,989	$29,824	$30,420	0.25	$30,420	0.25	$0	0.00
Technology Assistant	$16,515	$17,054	$11,961	$26,587	0.45	$32,905	0.55	$6,318	0.10
Education Technology Total	**$46,311**	**$50,160**	**$45,969**	**$63,854**	**0.70**	**$69,621**	**0.80**	**$5,767**	**0.10**
English Language Learners									
Conf/Mtgs - Professional Staff	$0	$539	$0	$700		$0	0.00	($700)	0.00
Instructional Materials	$1,000	$230	$0	$2,000		$1,972	0.00	($28)	0.00
Teacher	$76,776	$129,527	$162,488	$196,980	2.00	$205,068	2.00	$8,088	0.00
Translation/Interpreting Serv	$1,756	$2,302	$2,200	$0		$0	0.00	$0	0.00
English Language Learners Total	**$79,532**	**$132,597**	**$164,688**	**$199,680**	**2.00**	**$207,040**	**2.00**	**$7,360**	**0.00**
Fitness and Health									
Conf/Mtgs - Professional Staff	$130	$130	$0	$180		$0	0.00	($180)	0.00
Fitness And Athletic Supplies	$725	$24	$647	$775		$1,036	0.00	$261	0.00
Teacher	$96,639	$109,007	$111,493	$90,978	0.80	$90,978	0.80	$0	0.00
Training And Development	$23	$0	$176	$40		$0	0.00	($40)	0.00
Uniforms	$51	$45	$119	$50		$0	0.00	($50)	0.00
Fitness and Health Total	**$97,569**	**$109,206**	**$112,435**	**$92,023**	**0.80**	**$92,014**	**0.80**	**($9)**	**0.00**
General Education Services									
Computer Supplies	$230	$936	$520	$583		$0	0.00	($583)	0.00
Conf/Mtgs - Professional Staff	$3,037	$2,861	$0	$3,000		$3,000	0.00	$0	0.00
Copier Supplies	$4,987	$4,177	$3,911	$5,039		$0	0.00	($5,039)	0.00
Instructional Assistant	$85,187	$113,635	$87,539	$83,722	3.00	$114,716	4.00	$30,993	1.00
Instructional Materials	$11,108	$12,211	$8,680	$10,730		$10,730	0.00	$0	0.00
Other General Supplies	$6,930	$8,605	$13,298	$9,416		$15,420	0.00	$6,004	0.00
Periodicals And Newspapers	$244	$0	$140	$250		$0	0.00	($250)	0.00
Substitute Teachers-Short Term	$33,458	$13,111	$16,118	$0	0.00	$0	0.00	$0	0.00
Teacher	$1,343,078	$1,228,408	$1,302,715	$1,309,110	12.00	$1,516,062	14.00	$206,952	2.00
Textbooks And Related Software	$2,171	$3,743	$3,551	$3,185		$0	0.00	($3,185)	0.00
General Education Services Total	**$1,491,898**	**$1,387,689**	**$1,436,472**	**$1,425,035**	**15.00**	**$1,659,927**	**18.00**	**$234,892**	**3.00**
Health and Nursing Services									
Conf/Mtgs - Professional Staff	$108	$0	$195	$125		$250	0.00	$125	0.00
Equipment Maintenance	$73	$0	$0	$90		$0	0.00	($90)	0.00
Medical Supplies	$564	$572	$561	$700		$725	0.00	$25	0.00
Nurse/Physician	$104,007	$106,138	$106,572	$110,424	1.00	$160,206	2.00	$49,782	1.00
Office Supplies	$0	$0	$0	$50		$0	0.00	($50)	0.00
Health and Nursing Services Total	**$104,751**	**$106,710**	**$107,328**	**$111,389**	**1.00**	**$161,181**	**2.00**	**$49,792**	**1.00**
Library & Media									
Conf/Mtgs - Professional Staff	$149	$0	$0	$225		$0	0.00	($225)	0.00
Equipment M&R Supplies	$625	$0	$0	$625		$0	0.00	($625)	0.00
Instructional Assistant	$20,451	$22,024	$23,935	$0	0.00	$0	0.00	$0	0.00
Librarian	$75,015	$76,515	$51,228	$63,083	0.80	$65,711	0.80	$2,628	0.00
On-Line Databases/Subscription	$1,300	$1,431	$1,496	$1,000		$1,500	0.00	$500	0.00
Other Library Supplies	$193	$32	$266	$400		$1,029	0.00	$629	0.00

Hardy Elementary School	FY'19 Expended	FY'20 Expended	FY'21 Expended	FY'22 Adjusted Budget	FY'22 Adjusted Budget FTE	FY'23 Voted Budget	FY'23 Voted FTE	$ Variance (FY'23-FY'22)	FTE Variance (FY'23-FY'22)
Print Resources	$3,454	$3,732	$3,279	$2,713		$2,999	0.00	$286	0.00
Video Media	$0	$0	$0	$200		$0	0.00	($200)	0.00
Library & Media Total	**$101,186**	**$103,734**	**$80,204**	**$68,246**	**0.80**	**$71,239**	**0.80**	**$2,993**	**0.00**
Literacy									
Conf/Mtgs - Professional Staff	$275	$654	$110	$600		$200	0.00	($400)	0.00
Office Supplies	$23	$0	$0	$50		$0	0.00	($50)	0.00
Paraprofessional	$24,349	$22,668	$23,328	$18,800	0.50	$37,600	1.00	$18,800	0.50
Specialist	$96,860	$112,314	$114,560	$116,851	1.00	$116,851	1.00	$0	0.00
Textbooks And Related Software	$3,135	$1,788	$1,763	$1,632		$1,965	0.00	$333	0.00
Literacy Total	**$124,642**	**$137,424**	**$139,761**	**$137,933**	**1.50**	**$156,616**	**2.00**	**$18,683**	**0.50**
Maintenance and Operations									
Scheduled Non-Program Overtime	$216	$37	$0	$0	0.00	$0	0.00	$0	0.00
Maintenance and Operations Total	**$216**	**$37**	**$0**	**$0**	**0.00**	**$0**	**0.00**	**$0**	**0.00**
Mathematics									
Computer Supplies	$0	$0	$0	$13		$0	0.00	($13)	0.00
Conf/Mtgs - Professional Staff	$321	$944	$341	$519		$350	0.00	($169)	0.00
Dues - Administrators	$49	$25	$0	$35		$0	0.00	($35)	0.00
Instructional Materials	$4,177	$0	$977	$801		$827	0.00	$26	0.00
Office Supplies	$6	$0	$0	$15		$0	0.00	($15)	0.00
Specialist	$85,731	$109,307	$111,493	$116,956	1.00	$222,270	2.20	$105,314	1.20
Mathematics Total	**$90,285**	**$110,275**	**$112,811**	**$118,339**	**1.00**	**$223,447**	**2.20**	**$105,108**	**1.20**
Network / Computer Technology									
Computer Equipment Maintenance	$4,726	$2,089	$2,226	$3,708		$3,700	0.00	($8)	0.00
Computers M&R Supplies	$759	$1,288	$820	$1,950		$1,950	0.00	$0	0.00
Information Technology Serv	$3,665	$4,614	$6,013	$5,662		$5,380	0.00	($282)	0.00
Other Communications Services	$0	$0	$161	$1,500		$1,500	0.00	$0	0.00
Training And Development	$0	$0	$0	$205		$0	0.00	($205)	0.00
Network / Computer Technology Total	**$9,150**	**$7,991**	**$9,220**	**$13,025**		**$12,530**	**0.00**	**($495)**	**0.00**
Office of the Principal									
Conf/Mtgs - Administrators	$0	$190	$0	$300		$0	0.00	($300)	0.00
Conf/Mtgs - Support Staff	$0	$0	$0	$592		$0	0.00	($592)	0.00
Equipment Maintenance	$321	$465	$298	$692		$300	0.00	($392)	0.00
Monitor	$6,708	$6,989	$6,330	$10,653	0.43	$11,021	0.43	$368	0.00
Office Supplies	$0	$0	$0	$0		$1,006	0.00	$1,006	0.00
Periodicals And Newspapers	$299	$97	$97	$372		$100	0.00	($272)	0.00
Postage	$213	$321	$128	$0		$150	0.00	$150	0.00
Principal/Assistant Principal	$147,871	$150,815	$153,816	$160,720	1.00	$160,720	1.00	$0	0.00
Secretary	$55,252	$57,094	$58,039	$58,881	1.00	$58,881	1.00	$0	0.00
Office of the Principal Total	**$210,664**	**$215,970**	**$218,708**	**$232,210**	**2.43**	**$232,178**	**2.43**	**($32)**	**0.00**
Performing Arts									
Conf/Mtgs - Professional Staff	$310	$0	$0	$120		$0	0.00	($120)	0.00
Equipment Maintenance	$0	$0	$0	$250		$0	0.00	($250)	0.00
Instructional Materials	$642	$0	$826	$350		$684	0.00	$334	0.00
Teacher	$70,054	$43,576	$46,299	$55,011	0.70	$56,647	0.70	$1,636	0.00
Performing Arts Total	**$71,006**	**$43,576**	**$47,125**	**$55,731**	**0.70**	**$57,331**	**0.70**	**$1,600**	**0.00**
Science									
Conf/Mtgs - Professional Staff	$32	$0	$0	$180		$0	0.00	($180)	0.00
Instructional Materials	$3,485	$2,907	$3,406	$4,275		$4,367	0.00	$92	0.00
Science Total	**$3,517**	**$2,907**	**$3,406**	**$4,455**		**$4,367**	**0.00**	**($88)**	**0.00**

Hardy Elementary School	FY'19 Expended	FY'20 Expended	FY'21 Expended	FY'22 Adjusted Budget	FY'22 Adjusted Budget FTE	FY'23 Voted Budget	FY'23 Voted FTE	$ Variance (FY'23-FY'22)	FTE Variance (FY'23-FY'22)
Spec. Ed. Inclusion									
Instructional Assistant	$0	$0	$0	$0	0.00	$30,986	1.00	$30,986	1.00
Instructional Materials	$0	$0	$0	$100		$0	0.00	($100)	0.00
Other Professional Services	$878	$3,532	$0	$5,000		$6,049	0.00	$1,049	0.00
Spec. Ed. Inclusion Total	**$878**	**$3,532**	**$0**	**$5,100**	**0.00**	**$37,035**	**1.00**	**$31,935**	**1.00**
Spec. Ed. Services									
Conf/Mtgs - Administrators	$0	$0	$322	$0		$0	0.00	$0	0.00
Conf/Mtgs - Professional Staff	$0	$0	$733	$1,338		$1,500	0.00	$162	0.00
Counselor/Psychologist	$114,662	$116,955	$119,294	$121,680	1.00	$146,016	1.20	$24,336	0.20
Instructional Assistant	$94,403	$114,622	$149,283	$142,112	5.00	$144,643	5.00	$2,531	0.00
Instructional Materials	$503	$1,436	$3,054	$2,428		$4,893	0.00	$2,465	0.00
Paraprofessional			$23,955	$0	0.00	$0	0.00	$0	0.00
Pupil Tutoring Services	$70	$25	$101	$101		$100	0.00	($1)	0.00
Teacher	$175,692	$237,299	$257,533	$273,938	3.00	$344,916	4.00	$70,978	1.00
Testing Protocols	$4,176	$2,351	$1,486	$2,874		$2,000	0.00	($874)	0.00
Textbooks And Related Software	$74	$103	$0	$453		$0	0.00	($453)	0.00
Therapist	$154,032	$177,889	$119,126	$108,781	1.65	$169,994	2.25	$61,212	0.60
Workshops	$977	$654	$329	$0	0.00	$0	0.00	$0	0.00
Spec. Ed. Services Total	**$544,588**	**$651,333**	**$675,216**	**$653,705**	**10.65**	**$814,062**	**12.45**	**$160,356**	**1.80**
Visual Art									
Conf/Mtgs - Professional Staff	$175	$0	$0	$200		$0	0.00	($200)	0.00
Equipment Maintenance	$100	$58	$0	$250		$0	0.00	($250)	0.00
Instructional Materials	$2,422	$2,185	$6,235	$2,431		$2,911	0.00	$480	0.00
Teacher	$44,160	$47,283	$50,238	$45,752	0.60	$57,807	0.70	$12,055	0.10
Visual Art Total	**$46,856**	**$49,526**	**$56,473**	**$48,633**	**0.60**	**$60,718**	**0.70**	**$12,085**	**0.10**
World Languages									
Teacher	$31,285	$95,426	$104,915	$97,417	1.00	$101,475	1.00	$4,058	0.00
World Languages Total	**$31,285**	**$95,426**	**$104,915**	**$97,417**	**1.00**	**$101,475**	**1.00**	**$4,058**	**0.00**
FY'23 Hardy Elem. School Total	**$3,057,333**	**$3,208,094**	**$3,314,731**	**$3,329,776**	**38.18**	**$3,963,841**	**46.88**	**$634,065**	**8.70**

Horatio H. Hunnewell Elementary School

Contact Information:

Principal: Ellen Quirk
Secretary: Kristyn Chin
28 Cameron Street
Telephone: 781-446-6275

Overview:

The Hunnewell School is a community with CARE values: Community, Acceptance, Respect and Effort toward excellence.

Recent Accomplishments:

- Collaborated with Symmes, Maini and McKee Architects (SMMA), School Building Committee, School Committee, School Administration, and staff to design a new building for Hunnewell.
- Implemented a K-5 Standards-Based report card in January 2020, which serves to clearly communicate student progress and performance towards Massachusetts' grade-level standards and expectations.
- Developed All-School Meetings and Buddy Classroom to promote a sense of community and belonging.
- Support partnerships with parents including the Hunnewell Parent Teacher Organization (PTO).
- Support the work of the Hunnewell PTO's Diversity, Equity, and Inclusion Committee.
- Provide ongoing professional development on High Expectations Teaching by Jon Saphier of Research for Better Teaching and Culturally Responsive Teaching and the Brain by Zaretta Hammond.

Enrollment History:

	SY'2019-2020 Actual (10/1/19)	SY'2020-2021 Actual (10/1/20)	SY'2021-2022 Actual (10/1/21)	SY'2022-2023 Projected (10/1/22)
Kindergarten	41	29	34	44
Grade 1	43	38	36	36
Grade 2	42	40	33	35
Grade 3	37	45	41	33
Grade 4	44	35	41	42
Grade 5	47	41	33	38
Total	254	228	218	228

New Hunnewell School Approved

Since the late 1990s, the Town of Wellesley has steadily engaged in school projects to address aging facilities and renovate or rebuild as needed to meet the immediate and long-term educational needs of its students. The Hardy, Hunnewell, and Upham (HHU) schools are the last to address as part of the master facilities plan. Since 2012, multiple Town committees have determined that simply renovating the existing HHU schools would not be sufficient to meet educational needs and have recommended rebuilding to 21st-century standards.

With elementary enrollment in a long-term decline, currently the Town is planning to rebuild two of the three schools, the Hunnewell School, and the Hardy School, with the Upham School closing once the project is

complete. The School Committee has voted to recommend rebuilding the third school when enrollment reverses trend and reaches a specific target.

On December 7, 2021, the voters in Wellesley overwhelmingly approved both the Hunnewell and Hardy Elementary School construction projects. The Hunnewell project begins in June 2022. This entails moving all Hunnewell students into swing space for school years 2022-2023 and 2023-2024.

Significant Changes to the FY'22 Adjusted Budget by Category:
Changes to the FY'22 Adjusted Budget are divided into three categories:

Level Service: a budget that supports providing the same standard of service as in the prior fiscal year. Under this definition, line items would increase or decrease depending on changes in need, such as enrollment increases or decreases or contract changes, but not to provide a higher level of service to meet existing needs.

Strategic Priorities: a budget that supports one of the three strategies of the district's current priorities:
1.) Focus on every child, in every classroom, every day
2.) Invest in our educators
3.) Provide broad-based learning opportunities as part of a world-class public-school system

Other Critical Needs: a budget that supports additional changes not reflected in Level Service or Strategic Plan that are critical to the district's operation.

Level Service (Salary and Other Compensation):

School	Salary and Other Compensation Changes	FTE	Cost	Benefits
Hunnewell	Base Level Personnel Changes (Steps, Leaves, Late Starts)	0.00	$117,013	$0
Sub-Total		**0.00**	**$117,013**	**$0**

Swing Space:
The swing space reallocation of staff and expenses follow these guidelines:

- Classroom teachers and teaching assistants will be reassigned to the appropriate host school where those grade levels will be housed in school year 2022-2023.

- Specialist teachers have been staffed based on the 94 planned elementary classroom sections across the six (6) elementary schools. Adjustments are based on a previously agreed to full-time equivalent (FTE) calculator based on 1,355 instructional minutes equates to a 1.0 FTE.

- Special education staff are split across the four (4) host schools to support the Learning Center and Therepeutic Learning Centers (TLC) at each host school.

- Expense accounts are level funded at the FY'22 levels and redistributed to the six (6) remaining elementary schools based on projected enrollment by building including the reassigned Hunnewell students. English language learner (ELL) expenses are distributed to schools with an ELL program based on the percent of the ELL students enrolled as of October 1, 2021. Special education expenses are distributed based on the number of students with an Individual Education Program (IEP) as of October

1, 2021 redistributed based on the grade configurations of swing space. Below are the percents used to distrbute the funds across the remaining six (6) schools:

Category	Bates	Fiske	Hardy	Sprague	Schofield	Upham
Enrollment %	20.8%	14.2%	13.3%	20.2%	19.6%	11.9%
ELL %	0.0%	33.3%	24.2%	16.7%	25.8%	0.0%
Spec. Ed. %	19.5%	14.1%	14.2%	21.9%	18.1%	12.2%

- Expense changes reflected below are based at the program level. The individual organization/object code level changes are identified in the financial detail pages.

- Swing space costs funded by the Town (moving, additional TLC staff, etc.) are not included in these calculations.

The temporary relocation of the Hunnewell classrooms is reflected below:

Hunnewell (SY'22-23)	Kindergarten and Kindergarten TLC Program	Bates
	Grade 1 and Grade 1 TLC Program	Upham
	Grade 2 and Grade 2 TLC Program	Sprague
	Grade 3 and Grade 3 TLC Program	Hardy
	Grade 4 and Grade 4 TLC Program	Sprague
	Grade 5 and Grade 5 TLC Program	Bates

Hunnewell (SY'23-24)	Kindergarten and Kindergarten TLC Program	Bates
	Grade 1 and Grade 1 TLC Program	Bates
	Grade 2 and Grade 2 TLC Program	Upham
	Grade 3 and Grade 3 TLC Program	Sprague
	Grade 4 and Grade 4 TLC Program	Hardy
	Grade 5 and Grade 5 TLC Program	Sprague

Most Hunnewell staff will be reassigned to one of the four (4) host schools. There are a few positions that will be reduced based on the continued decline in elementary enrollment. The table below provides the schools the Hunnewell position will be reassigned to in SY'22-23 or that the position has been reduced.

Swing Space (Salary and Other Compensation):

School	Salary and Other Compensation Changes	FTE	Cost	Benefits
Hunnewell	Building Teaching Assistant (Position Reduction)	(1.00)	($30,986)	($7,500)
Hunnewell	Building Teaching Assistant (Position Reduction)	(1.00)	($28,631)	($7,500)
Hunnewell	Education Technology Specialist (Schofield)	(0.25)	($30,420)	$0
Hunnewell	Fitness and Health Teacher (Bates)	(0.20)	($16,549)	$0
Hunnewell	Fitness and Health Teacher (Position Reduction)	(0.60)	($49,646)	($20,000)
Hunnewell	Grade 1 Teacher (Upham)	(1.00)	($64,766)	$0

Hunnewell	Grade 1 Teacher (Upham)	(1.00)	($62,174)	$0
Hunnewell	Grade 2 Teacher (Sprague)	(1.00)	($82,742)	$0
Hunnewell	Grade 2 Teacher (Sprague)	(1.00)	($121,680)	$0
Hunnewell	Grade 3 Teacher (Hardy)	(1.00)	($104,936)	$0
Hunnewell	Grade 3 Teacher (Hardy)	(1.00)	($113,723)	$0
Hunnewell	Grade 4 Teacher (Sprague)	(1.00)	($93,521)	$0
Hunnewell	Grade 4 Teacher (Sprague)	(1.00)	($64,766)	$0
Hunnewell	Grade 5 Teacher (Bates)	(1.00)	($124,808)	$0
Hunnewell	Grade 5 Teacher (Bates)	(1.00)	($113,723)	$0
Hunnewell	Help Desk Specialist (Sprague)	(0.10)	($5,566)	$0
Hunnewell	Kindergarten Teacher (Bates)	(1.00)	($124,808)	$0
Hunnewell	Kindergarten Teacher (Bates)	(1.00)	($124,862)	$0
Hunnewell	Kindergarten Teaching Assistant (Bates)	(1.00)	($30,986)	$0
Hunnewell	Kindergarten Teaching Assistant (Bates)	(1.00)	($30,986)	$0
Hunnewell	Librarian (Sprague)	(0.80)	($86,962)	$0
Hunnewell	Literacy Instructional Specialist (Bates, Fiske, Schofield, Sprague)	(1.00)	($124,808)	$0
Hunnewell	Lunch Monitor (Position Reduction)	(0.43)	($10,292)	$0
Hunnewell	Math Instructional Specialist (Bates, Fiske, Hardy, Sprague, Upham)	(1.00)	($121,680)	$0
Hunnewell	Nurse (Hardy) (Districtwide Substitute)	(1.00)	($82,709)	$0
Hunnewell	Occupational Therapist (Hardy, Upham)	(0.50)	($32,383)	$0
Hunnewell	Performing Arts (Position Reduction)	(0.70)	($39,691)	($20,000)
Hunnewell	Performing Arts (Upham)	(0.10)	($11,691)	$0
Hunnewell	Physical Therapist (Bates, Hardy)	(0.20)	($21,115)	$0
Hunnewell	Principal (Bates)	(1.00)	($160,720)	$0
Hunnewell	Reading Intervention Paraprofessional (Hardy)	(0.50)	($18,800)	$0
Hunnewell	School Psychologist (Bates, Hardy)	(1.00)	($121,680)	$0
Hunnewell	School Psychologist (Sprague)	(0.80)	($74,272)	$0
Hunnewell	Senior Secretary (Bates)	(1.00)	($57,112)	$0

Hunnewell	Special Education Inclusion Teacher (Sprague)	(1.00)	($107,786)	$0
Hunnewell	Special Education Inclusion Teacher (Bates)	(1.00)	($70,276)	$0
Hunnewell	Special Education Inclusion Teacher (Upham)	(1.00)	($67,465)	$0
Hunnewell	Special Education Paraprofessional (Sprague)	(1.00)	($32,495)	$0
Hunnewell	Special Education Paraprofessional (Sprague)	(1.00)	($32,495)	$0
Hunnewell	Special Education Teacher (Sprague)	(1.00)	($105,575)	$0
Hunnewell	Special Education Teacher (Bates)	(1.00)	($108,703)	$0
Hunnewell	Special Education Teacher (Hardy)	(1.00)	($64,766)	$0
Hunnewell	Special Education Teaching Assistant (Hardy)	(1.00)	($30,986)	$0
Hunnewell	Special Education Teaching Assistant (Upham)	(1.00)	($30,986)	$0
Hunnewell	Speech and Language Pathologist (Bates, Hardy, Sprague, Upham)	(1.00)	($107,786)	$0
Hunnewell	Technology Support Specialist (Upham)	(0.10)	($6,318)	$0
Hunnewell	Technology Support Specialist (Hardy)	(0.10)	($6,318)	$0
Hunnewell	Visual Arts (Position Eliminated)	(0.50)	($50,738)	$0
Hunnewell	Visual Arts (Hardy)	(0.10)	($10,148)	$0
Hunnewell	World Language Teacher (Position Eliminated)	(1.00)	($66,399)	($20,000)
Sub-Total		**(39.98)**	**($3,283,432)**	**($75,000)**

Swing Space (Expense):

School	Program / Expense Description	Cost
Hunnewell	Adjustments: Principal's Office Account (Hunnewell/Swing Space)	($550)
Hunnewell	Adjustments: Regular Education Accounts (Hunnewell/Swing Space)	($26,680)
Hunnewell	Adjustments: Library Accounts (Hunnewell/Swing Space)	($5,047)
Hunnewell	Adjustments: Curriculum Accounts (Hunnewell/Swing Space)	($3,000)
Hunnewell	Adjustments: Education Technology Accounts (Hunnewell/Swing Space)	($6,510)
Hunnewell	Adjustments: Special Education Accounts (Hunnewell/Swing Space)	($9,217)
Hunnewell	Adjustments: Inclusion Accounts (Hunnewell/Swing Space)	($7,100)
Hunnewell	Adjustments: Mathematics Accounts (Hunnewell/Swing Space)	($1,239)
Hunnewell	Adjustments: Science Accounts (Hunnewell/Swing Space)	($3,960)

Hunnewell	Adjustments: Fitness and Health Accounts (Hunnewell/Swing Space)	($990)
Hunnewell	Adjustments: Performing Arts Accounts (Hunnewell/Swing Space)	($820)
Hunnewell	Adjustments: Visual Arts Accounts (Hunnewell/Swing Space)	($2,654)
Hunnewell	Adjustments: Building Technology Accounts (Hunnewell/Swing Space)	($12,943)
Hunnewell	Adjustments: Literacy Accounts (Hunnewell/Swing Space)	($1,450)
Hunnewell	Adjustments: English Language Learner Accounts (Hunnewell/Swing Space)	$0
Hunnewell	Adjustments: Nursing Services Accounts (Hunnewell/Swing Space)	($1,117)
Sub-Total		**($83,277)**

Summary of Changes to Hunnewell Elementary School

School	Category	FTE	Cost	Benefits
Hunnewell	Salary and Other Compensation	(39.98)	($3,166,419)	($75,000)
Hunnewell	Expenses	0.00	($83,277)	$0
Total		**(39.98)**	**($3,249,696)**	**($75,000)**

Hunnewell Elementary School	FY'19 Expended	FY'20 Expended	FY'21 Expended	FY'22 Adjusted Budget	FY'22 Adjusted Budget FTE	FY'23 Voted Budget	FY'23 Voted FTE	$ Variance (FY'23-FY'22)	FTE Variance (FY'23-FY'22)
Curriculum & Instruction									
Other Contractual Services	$0	$0	$0	$500		$0	0.00	($500)	0.00
Textbooks And Related Software	$3,000	$0	$0	$2,500		$0	0.00	($2,500)	0.00
Curriculum & Instruction Total	**$5,572**	**$0**	**$0**	**$3,000**	**0.00**	**$0**	**0.00**	**($3,000)**	**0.00**
Education Technology									
Computer Supplies	$759	$0	$112	$149		$0	0.00	($149)	0.00
Conf/Mtgs - Professional Staff	$75	$38	$31	$154		$0	0.00	($154)	0.00
Equipment Maintenance	$0	$0	$0	$102		$0	0.00	($102)	0.00
Instructional Equipment	$0	$37	$0	$0		$0	0.00	$0	0.00
Instructional Materials	$7	$29	$5	$14		$0	0.00	($14)	0.00
Instructional Software	$1,952	$4,879	$3,643	$6,091		$0	0.00	($6,091)	0.00
Specialist	$25,358	$29,989	$29,824	$30,420	0.25	$0	0.00	($30,420)	(0.25)
Technology Assistant	$18,104	$17,189	$12,016	$18,201	0.30	$0	0.00	($18,201)	(0.30)
Education Technology Total	**$46,256**	**$52,161**	**$45,631**	**$55,131**	**0.55**	**$0**	**0.00**	**($55,131)**	**(0.55)**
English Language Learners									
Translation/Interpreting Serv	$1,756	$2,302	$2,200	$0		$0	0.00	$0	0.00
English Language Learners Total	**$29,117**	**$2,302**	**$2,200**	**$0**	**0.00**	**$0**	**0.00**	**$0**	**0.00**
Fitness and Health									
Conf/Mtgs - Professional Staff	$130	$130	$0	$180		$0	0.00	($180)	0.00
Equipment Maintenance	$0	$0	$0	$70		$0	0.00	($70)	0.00
Fitness And Athletic Supplies	$528	$355	$618	$650		$0	0.00	($650)	0.00
Teacher	$48,054	$51,056	$52,246	$63,546	0.80	$0	0.00	($63,546)	(0.80)
Training And Development	$23	$0	$176	$40		$0	0.00	($40)	0.00
Uniforms	$51	$45	$119	$50		$0	0.00	($50)	0.00
Fitness and Health Total	**$48,786**	**$51,586**	**$53,159**	**$64,536**	**0.80**	**$0**	**0.00**	**($64,536)**	**(0.80)**
General Education Services									
Computer Supplies	$992	$3,242	$24	$3,500		$0	0.00	($3,500)	0.00
Conf/Mtgs - Professional Staff	$330	$1,730	$209	$2,000		$0	0.00	($2,000)	0.00
Copier Supplies	$184	$0	$430	$1,500		$0	0.00	($1,500)	0.00
Instructional Assistant	$55,872	$89,598	$120,925	$117,630	4.00	$0	0.00	($117,630)	(4.00)
Instructional Materials	$5,121	$9,639	$8,829	$5,000		$0	0.00	($5,000)	0.00
Other General Supplies	$16,405	$12,007	$16,147	$14,680		$0	0.00	($14,680)	0.00
Substitute Teachers-Short Term	$35,676	$8,851	$820	$0	0.00	$0	0.00	$0	0.00
Teacher	$1,070,278	$1,119,856	$1,189,212	$1,137,523	12.00	$0	0.00	($1,137,523)	(12.00)
General Education Services Total	**$1,238,656**	**$1,244,924**	**$1,336,596**	**$1,281,834**	**16.00**	**$0**	**0.00**	**($1,281,834)**	**(16.00)**
Health and Nursing Services									
Conf/Mtgs - Professional Staff	$125	$0	$0	$125		$0	0.00	($125)	0.00
Equipment Maintenance	$73	$0	$0	$90		$0	0.00	($90)	0.00
Medical Supplies	$652	$738	$377	$850		$0	0.00	($850)	0.00
Nurse/Physician	$67,324	$70,379	$73,687	$79,451	1.00	$0	0.00	($79,451)	(1.00)
Office Supplies	$0	$0	$0	$50		$0	0.00	($50)	0.00
Health and Nursing Services Total	**$68,174**	**$71,116**	**$74,064**	**$80,566**	**1.00**	**$0**	**0.00**	**($80,566)**	**(1.00)**
Library & Media									
Conf/Mtgs - Professional Staff	$574	$50	$0	$425		$0	0.00	($425)	0.00
Electronic Media	$0	$0	$0	$400		$0	0.00	($400)	0.00
Equipment M&R Supplies	$599	$0	$0	$400		$0	0.00	($400)	0.00
Instructional Assistant	$25,219	$25,519	$29,352	$0	0.00	$0	0.00	$0	0.00
Librarian	$71,745	$73,138	$74,791	$86,962	0.80	$0	0.00	($86,962)	(0.80)
On-Line Databases/Subscription	$1,170	$1,288	$1,377	$1,000		$0	0.00	($1,000)	0.00
Other Library Supplies	$286	$0	$0	$400		$0	0.00	($400)	0.00
Print Resources	$2,860	$3,320	$3,586	$2,422		$0	0.00	($2,422)	0.00
Library & Media Total	**$102,454**	**$103,315**	**$109,106**	**$92,009**	**0.80**	**$0**	**0.00**	**($92,009)**	**(0.80)**

Hunnewell Elementary School	FY'19 Expended	FY'20 Expended	FY'21 Expended	FY'22 Adjusted Budget	FY'22 Adjusted Budget FTE	FY'23 Voted Budget	FY'23 Voted FTE	$ Variance (FY'23-FY'22)	FTE Variance (FY'23-FY'22)
Literacy									
Conf/Mtgs - Professional Staff	$225	$654	$110	$400		$0	0.00	($400)	0.00
Office Supplies	$23	$0	$0	$50		$0	0.00	($50)	0.00
Paraprofessional	$22,702	$23,530	$24,062	$18,800	0.50	$0	0.00	($18,800)	(0.50)
Specialist	$124,966	$116,955	$122,361	$124,808	1.00	$0	0.00	($124,808)	(1.00)
Textbooks And Related Software	$2,023	$1,115	$2,352	$1,000		$0	0.00	($1,000)	0.00
Literacy Total	**$149,939**	**$142,253**	**$148,885**	**$145,058**	**1.50**	**$0**	**0.00**	**($145,058)**	**(1.50)**
Maintenance and Operations									
Scheduled Non-Program Overtime	$765	$0	$110	$0	0.00	$0	0.00	$0	0.00
Maintenance and Operations Total	**$765**	**$0**	**$110**	**$0**	**0.00**	**$0**	**0.00**	**$0**	**0.00**
Mathematics									
Computer Supplies	$0	$0	$0	$13		$0	0.00	($13)	0.00
Conf/Mtgs - Professional Staff	$321	$944	$341	$375		$0	0.00	($375)	0.00
Dues - Administrators	$0	$25	$0	$35		$0	0.00	($35)	0.00
Instructional Materials	$4,566	$0	$977	$801		$0	0.00	($801)	0.00
Office Supplies	$6	$0	$0	$15		$0	0.00	($15)	0.00
Specialist	$90,733	$93,564	$95,435	$121,680	1.00	$0	0.00	($121,680)	(1.00)
Mathematics Total	**$95,626**	**$94,533**	**$96,753**	**$122,919**	**1.00**	**$0**	**0.00**	**($122,919)**	**(1.00)**
Network / Computer Technology									
Computer Equipment Maintenance	$3,339	$1,991	$2,165	$3,587		$0	0.00	($3,587)	0.00
Computers M&R Supplies	$2,216	$1,167	$743	$2,237		$0	0.00	($2,237)	0.00
Information Technology Serv	$3,285	$4,318	$5,634	$5,346		$0	0.00	($5,346)	0.00
Other Communications Services	$0	$288	$1,388	$1,500		$0	0.00	($1,500)	0.00
Training And Development	$0	$0	$0	$273		$0	0.00	($273)	0.00
Network / Computer Technology Total	**$8,840**	**$7,765**	**$9,930**	**$12,943**		**$0**	**0.00**	**($12,943)**	**0.00**
Office of the Principal									
Conf/Mtgs - Administrators	$558	$0	$0	$300		$0	0.00	($300)	0.00
Dues - Administrators	$0	$0	$0	$50		$0	0.00	($50)	0.00
Equipment Maintenance	$1,487	$150	$0	$0		$0	0.00	$0	0.00
Monitor	$8,114	$1,124	$111	$6,521	0.43	$0	0.00	($6,521)	(0.43)
Office Supplies	$0	$401	$0	$0		$0	0.00	$0	0.00
Periodicals And Newspapers	$0	$0	$0	$100		$0	0.00	($100)	0.00
Postage	$71	$86	$20	$100		$0	0.00	($100)	0.00
Principal/Assistant Principal	$147,871	$150,815	$153,816	$160,720	1.00	$0	0.00	($160,720)	(1.00)
Secretary	$51,825	$54,578	$56,305	$57,112	1.00	$0	0.00	($57,112)	(1.00)
Office of the Principal Total	**$209,926**	**$207,153**	**$210,252**	**$224,902**	**2.43**	**$0**	**0.00**	**($224,902)**	**(2.43)**
Performing Arts									
Conf/Mtgs - Professional Staff	$0	$0	$0	$120		$0	0.00	($120)	0.00
Equipment Maintenance	$0	$20	$0	$250		$0	0.00	($250)	0.00
Instructional Materials	$521	$930	$942	$350		$0	0.00	($350)	0.00
Teacher	$80,241	$81,181	$30,574	$49,755	0.80	$0	0.00	($49,755)	(0.80)
Travel - Mileage	$0	$0	$0	$100		$0	0.00	($100)	0.00
Performing Arts Total	**$80,762**	**$82,131**	**$31,516**	**$50,575**	**0.80**	**$0**	**0.00**	**($50,575)**	**(0.80)**
Science									
Conf/Mtgs - Professional Staff	$32	$0	$0	$180		$0	0.00	($180)	0.00
Instructional Materials	$3,667	$2,922	$3,406	$3,780		$0	0.00	($3,780)	0.00
Science Total	**$3,699**	**$2,922**	**$3,406**	**$3,960**		**$0**	**0.00**	**($3,960)**	**0.00**
Spec. Ed. Inclusion									
Instructional Assistant	$77,750	$53,118	$89,198	$61,973	2.00	$0	0.00	($61,973)	(2.00)
Instructional Materials	$874	$27	$0	$2,100		$0	0.00	($2,100)	0.00
Other Professional Services	$208	$10,115	$37,124	$5,000		$0	0.00	($5,000)	0.00

Hunnewell Elementary School	FY'19 Expended	FY'20 Expended	FY'21 Expended	FY'22 Adjusted Budget	FY'22 Adjusted Budget FTE	FY'23 Voted Budget	FY'23 Voted FTE	$ Variance (FY'23-FY'22)	FTE Variance (FY'23-FY'22)
Paraprofessional	$0	$0	$0	$61,881	2.00	$0	0.00	($61,881)	(2.00)
Teacher	$131,096	$196,659	$211,596	$235,705	3.00	$0	0.00	($235,705)	(3.00)
Spec. Ed. Inclusion Total	**$209,928**	**$259,919**	**$337,918**	**$366,659**	**7.00**	**$0**	**0.00**	**($366,659)**	**(7.00)**
Spec. Ed. Services									
Conf/Mtgs - Administrators	$0	$0	$261	$1,459		$0	0.00	($1,459)	0.00
Conf/Mtgs - Professional Staff	$0	$60	$1,927	$1,459		$0	0.00	($1,459)	0.00
Counselor/Psychologist	$145,712	$145,551	$117,677	$182,519	1.80	$0	0.00	($182,519)	(1.80)
Instructional Assistant	$108,549	$53,092	$0	$0	0.00	$0	0.00	$0	0.00
Instructional Materials	$503	$873	$6,656	$3,339		$0	0.00	($3,339)	0.00
Pupil Tutoring Services	$140	$51	$0	$202		$0	0.00	($202)	0.00
Teacher	$228,333	$261,035	$197,454	$276,452	3.00	$0	0.00	($276,452)	(3.00)
Testing Protocols	$3,322	$1,637	$1,705	$2,258		$0	0.00	($2,258)	0.00
Textbooks And Related Software	$74	$103	$0	$500		$0	0.00	($500)	0.00
Therapist	$161,149	$135,043	$140,859	$152,567	1.70	$0	0.00	($152,567)	(1.70)
Workshops	$7,963	$6,911	$1,252	$0	0.00	$0	0.00	$0	0.00
Spec. Ed. Services Total	**$655,745**	**$604,357**	**$467,791**	**$620,755**	**6.50**	**$0**	**0.00**	**($620,755)**	**(6.50)**
Visual Art									
Conf/Mtgs - Professional Staff	$175	$0	$0	$200		$0	0.00	($200)	0.00
Equipment Maintenance	$240	$58	$0	$250		$0	0.00	($250)	0.00
Instructional Materials	$1,980	$2,062	$10,097	$2,204		$0	0.00	($2,204)	0.00
Teacher	$44,200	$46,963	$55,012	$58,450	0.60	$0	0.00	($58,450)	(0.60)
Visual Art Total	**$46,595**	**$49,084**	**$65,109**	**$61,104**	**0.60**	**$0**	**0.00**	**($61,104)**	**(0.60)**
World Languages									
Teacher	$26,571	$42,566	$28,693	$63,745	1.00	$0	0.00	($63,745)	(1.00)
World Languages Total	**$26,571**	**$42,566**	**$28,693**	**$63,745**	**1.00**	**$0**	**0.00**	**($63,745)**	**(1.00)**
FY'23 Hunnewell Elem. School Total	**$3,027,412**	**$3,018,086**	**$3,021,119**	**$3,249,696**	**39.98**	**$0**	**0.00**	**($3,249,696)**	**(39.98)**

Isaac Sprague Elementary School

Contact Information:

Principal: Leigh Petrowsky
Secretary: Lisa Licata
401 School Street
Telephone: 781-263-1965

Overview:

First and foremost, the mission of Sprague School is to enable all students to become committed, confident, and caring people who think and communicate about feelings, concepts and ideas. We do this through an educational program that extends the principles and values of the system's other six elementary schools. Starting with a common curriculum that establishes learning goals for each grade in each subject, our faculty takes time to carve individual paths for the range of different learners within our school. Alongside our academic goals, our expectations for building community have the following values at their core: Help, Effort, Appreciation, Respect, and Teamwork. Altogether, they are known as Sprague's HEART values.

Recent Accomplishments:

- Reopened the building after an extended closure in the Spring of 2020.
- Implemented a K-5 Standards-Based report card in January 2020, which serves to clearly communicate student progress and performance towards Massachusetts' grade-level standards and expectations.
- Implemented a COVID-19 surveillance testing program in 2020-2021 and 2021-2022. In addition, implemented symptomatic and close contact testing in 2021-2022.
- Active and consistent communication with families via Zoom to update and share information based on the regular changes from last year.
- Demonstrate ongoing commitment to Social Emotional Learning (SEL) and Diversity, Equity, and Inclusion (DEI).
- Continue to enhance the Student Support Process/model to provide effective and timely student intervention.
- Build a Sprague Leadership Team for the purposes of Social Emotional Focus and active professional development.

Enrollment History:

	SY'2019-2020 Actual (10/1/19)	SY'2020-2021 Actual (10/1/20)	SY'2021-2022 Actual (10/1/21)	SY'2022-2023 Projected (10/1/22)
Kindergarten	50	33	39	34
Grade 1	56	48	34	38
Grade 2	66	55	47	34
Grade 3	69	64	53	46
Grade 4	54	63	65	51
Grade 5	60	54	65	65
Total	355	317	303	268

Significant Changes to the FY'22 Adjusted Budget by Category:
Changes to the FY'22 Adjusted Budget are divided into three categories:

Level Service: a budget that supports providing the same standard of service as in the prior fiscal year. Under this definition, line items would increase or decrease depending on changes in need, such as enrollment increases or decreases or contract changes, but not to provide a higher level of service to meet existing needs.

Strategic Priorities: a budget that supports one of the three strategies of the district's current priorities:
1.) Focus on every child, in every classroom, every day
2.) Invest in our educators
3.) Provide broad-based learning opportunities as part of a world-class public-school system

Other Critical Needs: a budget that supports additional changes not reflected in Level Service or Strategic Plan that are critical to the district's operation.

Level Service (Salary and Other Compensation):

School	Salary and Other Compensation Changes	FTE	Cost	Benefits
Sprague	Section Reduction (Projected Enrollment) Teacher	(2.00)	($152,508)	($40,000)
Sprague	Base Level Personnel Changes (Steps, Leaves, Late Starts)	0.00	$90,990	$0
Sub-Total		**(2.00)**	**($61,518)**	**($40,000)**

Projected 14 Sections in FY'22-23 (Enrollment) (-2.00 FTE)
Based on the enrollment projections used to build the Fiscal Year 2023 budget, we anticipate 14 sections at Sprague Elementary School prior to the implementation of swing space. This is a reduction of two (2) sections and two (2) staff members.

Level Service (Expenses):
No recommended changes in FY'23.

Strategic Plan (Salary and Other Compensation):

School	Salary and Other Compensation Changes	FTE	Cost	Benefits
Sprague	Math Specialist Teacher	1.00	$76,254	$20,000
Sprague	School Adjustment Counselor (Benefits Only)	0.00	$0	$20,000
Sub-Total		**1.00**	**$76,254**	**$40,000**

Math Specialist (1.00 FTE)
The Elementary Math Paraprofessional (Unit C) positions would be eliminated and replaced with an Elementary Math Specialist (Unit A). This would provide each elementary with two math specialists who would work in collaboration with the principal and the math department head with grade-specific focus (K-2 or 3-5). As a result, the additional professional position would expand instructional coaching for all classroom teachers. Each coach can also be assigned to co-teach mathematics with the classroom teacher during critical units or to support a cohort of students with an identified need (either low-attaining students or high-attaining students).

School Adjustment Counselor (0.00 FTE – Benefits Only)
With changing student and family needs, the district proposes adding a School Adjustment Counselor at the kindergarten to Grade 5 level. These positions would provide support to the school with trauma-informed instructional support in the classroom, supporting teachers, running parent groups, and providing outreach and family support. In SY'22-23, the district is budgeting for the health benefits while the salary will be funded through the Elementary and Secondary School Emergency Relief (ESSER) funds.

Strategic Plan (Expenses):
No recommended changes in FY'23.

Other Critical Needs (Salary and Other Compensation):

School	Salary and Other Compensation Changes	FTE	Cost	Benefits
Sprague	Building Teaching Assistant	1.00	$27,549	$7,500
Sub-Total		**1.00**	**$27,549**	**$7,500**

Building Teaching Assistant (1.00 FTE)
Elementary students require supervision during various times of the day and sometimes whole days when teachers by contract are not on duty or they are not available. These times are:

- Before school (8:10-8:30)
- During lunch and recess periods (11:00 - 1:15)
- When a teacher is absent, and a substitute does not pick up the job
- When a teacher attends a 504 Accommodation or Individual Education Program (IEP) meeting
- When teachers are pulled for meetings and professional development

The Building Teaching Assistant (TA) provides supervision and support to students during important periods of the day. With six grade levels each requiring 40 minutes of lunch and recess supervision coverage, the elementary schools require a total of 33 duties daily between the hours of 11:00 AM and 1:00 PM.

Other Critical Needs (Expenses):
No recommended changes in FY'23.

Summary of Changes to FY'22 Adjusted Budget:

School	Category	FTE	Cost	Benefits
Sprague	Level Service	(2.00)	($61,518)	($40,000)
Sprague	Strategic Plan	1.00	$76,254	$40,000
Sprague	Other Critical Needs	1.00	$27,549	$7,500
Total		**0.00**	**$42,285**	**$7,500**

Swing Space:

In school year 2022-2023 and 2023-2024, Hunnewell Elementary School will temporarily relocate to four (4) other elementary schools including Bates, Hardy, Sprague and Upham. The swing space reallocation of staff and expenses follow these guidelines:

- Classroom teachers and teaching assistants will be reassigned to the appropriate host school where those grade levels will be housed in school year 2022-2023.

- Specialist teachers have been staffed based on the 94 planned elementary classroom sections across the six (6) elementary schools. Adjustments are based on a previously agreed to full-time equivalent (FTE) calculator based on 1,355 instructional minutes equates to a 1.0 FTE.

- Special education staff are split across the four (4) host schools to support the Learning Center and Therepeutic Learning Centers (TLC) at each host school.

- Expense accounts are level funded at the FY'22 levels and redistributed to the six (6) remaining elementary schools based on projected enrollment by building including the reassigned Hunnewell students. English language learner (ELL) expenses are distributed to schools with an ELL program based on the percent of the ELL students enrolled as of October 1, 2021. Special education expenses are distributed based on the number of students with an Individual Education Program (IEP) as of October 1, 2021 redistributed based on the grade configurations of swing space. Below are the percents used to distrbute the funds across the remaining six (6) schools:

Category	Bates	Fiske	Hardy	Sprague	Schofield	Upham
Enrollment %	20.8%	14.2%	13.3%	20.2%	19.6%	11.9%
ELL %	0.0%	33.3%	24.2%	16.7%	25.8%	0.0%
Spec. Ed. %	19.5%	14.1%	14.2%	21.9%	18.1%	12.2%

- Expense changes reflected below are based at the program level. The individual organization/object code level changes are identified in the financial detail pages.

- Swing space costs funded by the Town (moving, additional TLC staff, etc.) are not included in these calculations.

Swing Space (Salary and Other Compensation):

School	Salary and Other Compensation Changes	FTE	Cost	Benefits
Sprague	Grade 2 Teacher, Hunnewell	1.00	$82,742	$0
Sprague	Grade 2 Teacher, Hunnewell	1.00	$121,680	$0
Sprague	Grade 4 Teacher, Hunnewell	1.00	$93,521	$0
Sprague	Grade 4 Teacher, Hunnewell	1.00	$64,766	$0
Sprague	Help Desk Specialist, Hunnewell	0.10	$5,566	$0
Sprague	Librarian, Hunnewell	0.80	$86,962	$0

Sprague	Literacy Instructional Specialist, Hunnewell	0.25	$31,202	$0
Sprague	Math Instructional Specialist, Hunnewell	0.20	$24,336	$0
Sprague	School Psychologist, Hunnewell	0.80	$74,272	$0
Sprague	Special Education Inclusion Teacher, Hunnewell	1.00	$107,786	$0
Sprague	Special Education Paraprofessional, Hunnewell	1.00	$32,495	$0
Sprague	Special Education Paraprofessional, Hunnewell	1.00	$32,495	$0
Sprague	Special Education Teacher, Hunnewell	1.00	$105,575	$0
Sprague	Speech and Language Pathologist, Hunnewell	0.25	$26,946	$0
Sub-Total		**10.40**	**$890,344**	**$0**

Swing Space (Expense):

School	Program / Expense Description	Cost
Sprague	Adjustments: Principal's Office Account (Hunnewell/Swing Space)	($187)
Sprague	Adjustments: Regular Education Accounts (Hunnewell/Swing Space)	$3,096
Sprague	Adjustments: Library Accounts (Hunnewell/Swing Space)	$2,194
Sprague	Adjustments: Curriculum Accounts (Hunnewell/Swing Space)	$1,146
Sprague	Adjustments: Education Technology Accounts (Hunnewell/Swing Space)	$1,572
Sprague	Adjustments: Special Education Accounts (Hunnewell/Swing Space)	$1,788
Sprague	Adjustments: Inclusion Accounts (Hunnewell/Swing Space)	$3,729
Sprague	Adjustments: Mathematics Accounts (Hunnewell/Swing Space)	$557
Sprague	Adjustments: Science Accounts (Hunnewell/Swing Space)	$1,158
Sprague	Adjustments: Fitness and Health Accounts (Hunnewell/Swing Space)	$464
Sprague	Adjustments: Performing Arts Accounts (Hunnewell/Swing Space)	$318
Sprague	Adjustments: Visual Arts Accounts (Hunnewell/Swing Space)	$683
Sprague	Adjustments: Building Technology Accounts (Hunnewell/Swing Space)	$4,345
Sprague	Adjustments: Literacy Accounts (Hunnewell/Swing Space)	$1,138
Sprague	Adjustments: English Language Learner Accounts (Hunnewell/Swing Space)	$11
Sprague	Adjustments: Nursing Services Accounts (Hunnewell/Swing Space)	$365
Sub-Total		**$22,377**

Summary of Changes to Sprague Elementary School

School	Category	FTE	Cost	Benefits
Sprague	Salary and Other Compensation	10.40	$932,629	$7,500
Sprague	Expenses	0.00	$22,377	$0
Total		**10.40**	**$955,006**	**$7,500**

Sprague Elementary School	FY'19 Expended	FY'20 Expended	FY'21 Expended	FY'22 Adjusted Budget	FY'22 Adjusted Budget FTE	FY'23 Voted Budget	FY'23 Voted FTE	$ Variance (FY'23-FY'22)	FTE Variance (FY'23-FY'22)
Curriculum & Instruction									
Other Contractual Services	$0	$0	$0	$500		$0	0.00	($500)	0.00
Textbooks And Related Software	$3,469	$0	$0	$3,000		$4,646	0.00	$1,646	0.00
Curriculum & Instruction Total	**$3,469**	**$0**	**$0**	**$3,500**		**$4,646**	**0.00**	**$1,146**	**0.00**
Education Technology									
Computer Supplies	$13	$0	$158	$198		$0	0.00	($198)	0.00
Conf/Mtgs - Professional Staff	$0	$54	$44	$202		$0	0.00	($202)	0.00
Equipment Maintenance	$140	$0	$0	$135		$0	0.00	($135)	0.00
Instructional Equipment	$0	$55	$0	$0		$0	0.00	$0	0.00
Instructional Materials	$12	$33	$76	$19		$0	0.00	($19)	0.00
Instructional Software	$4,107	$6,159	$5,129	$7,436		$9,562	0.00	$2,126	0.00
Specialist	$30,319	$29,239	$29,824	$30,420	0.25	$30,420	0.25	$0	0.00
Technology Assistant	$17,756	$17,189	$66,871	$18,201	0.30	$22,957	0.40	$4,756	0.10
Education Technology Total	**$52,347**	**$52,729**	**$102,102**	**$56,611**	**0.55**	**$62,939**	**0.65**	**$6,328**	**0.10**
English Language Learners									
Conf/Mtgs - Professional Staff	$0	$539	$0	$350		$0	0.00	($350)	0.00
Instructional Materials	$3,879	$0	$0	$1,000		$1,361	0.00	$361	0.00
Teacher	$65,585	$149,758	$156,236	$146,900	1.40	$167,548	1.40	$20,648	0.00
Translation/Interpreting Serv	$1,756	$2,302	$2,200	$0		$0	0.00	$0	0.00
English Language Learners Total	**$71,221**	**$152,599**	**$158,436**	**$148,250**	**1.40**	**$168,909**	**1.40**	**$20,659**	**0.00**
Fitness and Health									
Conf/Mtgs - Professional Staff	$0	$0	$0	$180		$0	0.00	($180)	0.00
Fitness And Athletic Supplies	$692	$953	$1,126	$770		$1,574	0.00	$804	0.00
Instructional Materials	$44	$51	$0	$70		$0	0.00	($70)	0.00
Teacher	$114,662	$119,962	$122,361	$124,808	1.00	$124,808	1.00	$0	0.00
Training And Development	$23	$0	$176	$40		$0	0.00	($40)	0.00
Uniforms	$51	$45	$119	$50		$0	0.00	($50)	0.00
Fitness and Health Total	**$115,472**	**$121,011**	**$123,782**	**$125,918**	**1.00**	**$126,382**	**1.00**	**$464**	**0.00**
General Education Services									
Computer Supplies	$3,138	$0	$0	$2,800		$0	0.00	($2,800)	0.00
Conf/Mtgs - Professional Staff	$1,810	$111	$0	$2,239		$2,239	0.00	$0	0.00
Copier Supplies	$96	$765	$129	$500		$0	0.00	($500)	0.00
Instructional Assistant	$110,395	$116,775	$93,106	$88,713	3.00	$113,883	4.00	$25,170	1.00
Instructional Materials	$6,601	$519	$0	$9,931		$9,931	0.00	$0	0.00
Instructional Software	$0	$0	$0	$1,500		$0	0.00	($1,500)	0.00
Other General Supplies	$23,755	$24,959	$25,544	$21,000		$32,261	0.00	$11,261	0.00
Substitute Teachers-Short Term	$26,669	$20,040	$18,325	$0	0.00	$0	0.00	$0	0.00
Teacher	$1,721,074	$1,841,326	$1,855,253	$1,750,368	16.00	$1,991,760	18.00	$241,392	2.00
Textbooks And Related Software	$3,771	$2,045	$924	$3,365		$0	0.00	($3,365)	0.00
General Education Services Total	**$1,931,112**	**$2,006,539**	**$1,993,281**	**$1,880,416**	**19.00**	**$2,150,074**	**22.00**	**$269,658**	**3.00**
Health and Nursing Services									
Conf/Mtgs - Professional Staff	$125	$0	$125	$125		$250	0.00	$125	0.00
Equipment Maintenance	$73	$0	$0	$90		$0	0.00	($90)	0.00
Medical Supplies	$599	$793	$469	$850		$1,230	0.00	$380	0.00
Nurse/Physician	$82,454	$87,702	$99,336	$106,647	1.00	$111,089	1.00	$4,442	0.00
Office Supplies	$0	$0	$0	$50		$0	0.00	($50)	0.00
Health and Nursing Services Total	**$83,251**	**$88,495**	**$99,930**	**$107,762**	**1.00**	**$112,569**	**1.00**	**$4,807**	**0.00**
Library & Media									
Conf/Mtgs - Professional Staff	$0	$0	$0	$425		$0	0.00	($425)	0.00
Equipment M&R Supplies	$250	$0	$0	$450		$0	0.00	($450)	0.00
Instructional Assistant	$24,039	$24,945	$25,691	$0	0.00	$0	0.00	$0	0.00
Librarian	$55,185	$58,634	$62,300	$82,742	1.00	$173,151	1.80	$90,409	0.80
On-Line Databases/Subscription	$1,501	$1,669	$1,626	$1,300		$1,650	0.00	$350	0.00
Other Library Supplies	$292	$221	$0	$400		$2,248	0.00	$1,848	0.00

Sprague Elementary School	FY'19 Expended	FY'20 Expended	FY'21 Expended	FY'22 Adjusted Budget	FY'22 Adjusted Budget FTE	FY'23 Voted Budget	FY'23 Voted FTE	$ Variance (FY'23-FY'22)	FTE Variance (FY'23-FY'22)
Print Resources	$4,694	$4,270	$4,527	$3,229		$4,500	0.00	$1,271	0.00
Video Media	$0	$0	$0	$400		$0	0.00	($400)	0.00
Library & Media Total	**$85,960**	**$89,738**	**$94,144**	**$88,946**	**1.00**	**$181,549**	**1.80**	**$92,603**	**0.80**
Literacy									
Conf/Mtgs - Professional Staff	$956	$654	$110	$500		$200	0.00	($300)	0.00
Office Supplies	$23	$0	$0	$50		$0	0.00	($50)	0.00
Paraprofessional	$52,191	$38,758	$35,934	$37,601	1.00	$37,601	1.00	$0	0.00
Specialist	$98,136	$109,307	$111,493	$113,723	1.00	$144,925	1.25	$31,202	0.25
Textbooks And Related Software	$1,786	$1,065	$3,031	$1,600		$3,088	0.00	$1,488	0.00
Literacy Total	**$153,093**	**$149,783**	**$150,568**	**$153,474**	**2.00**	**$185,814**	**2.25**	**$32,340**	**0.25**
Maintenance and Operations									
Scheduled Non-Program Overtime	$628	$177	$177	$0	0.00	$0	0.00	$0	0.00
Maintenance and Operations Total	**$628**	**$177**	**$177**	**$0**	**0.00**	**$0**	**0.00**	**$0**	**0.00**
Mathematics									
Computer Supplies	$0	$0	$0	$10		$0	0.00	($10)	0.00
Conf/Mtgs - Professional Staff	$321	$944	$341	$372		$350	0.00	($22)	0.00
Dues - Administrators	$0	$25	$0	$33		$0	0.00	($33)	0.00
Instructional Materials	$4,177	$0	$977	$801		$1,438	0.00	$637	0.00
Office Supplies	$6	$0	$0	$15		$0	0.00	($15)	0.00
Specialist	$136,095	$116,955	$119,294	$121,680	1.00	$222,270	2.20	$100,590	1.20
Mathematics Total	**$140,600**	**$117,924**	**$120,612**	**$122,911**	**1.00**	**$224,058**	**2.20**	**$101,147**	**1.20**
Network / Computer Technology									
Computer Equipment Maintenance	$4,519	$2,649	$2,675	$4,422		$4,400	0.00	($22)	0.00
Computers M&R Supplies	$1,683	$1,643	$1,045	$2,152		$2,150	0.00	($2)	0.00
Information Technology Serv	$4,870	$5,510	$7,123	$6,408		$11,000	0.00	$4,592	0.00
Other Communications Services	$0	$0	$205	$1,500		$1,500	0.00	$0	0.00
Training And Development	$0	$0	$0	$223		$0	0.00	($223)	0.00
Network / Computer Technology Total	**$11,072**	**$9,802**	**$11,048**	**$14,705**		**$19,050**	**0.00**	**$4,345**	**0.00**
Office of the Principal									
Dues - Administrators	$300	$0	$0	$300		$0	0.00	($300)	0.00
Equipment Maintenance	$0	$0	$0	$1,250		$0	0.00	($1,250)	0.00
Monitor	$8,195	$8,122	$0	$5,146	0.43	$10,292	0.43	$5,146	0.00
Office Supplies	$489	$10	$0	$1,000		$2,213	0.00	$1,213	0.00
Postage	$157	$173	$19	$0		$150	0.00	$150	0.00
Principal/Assistant Principal	$147,871	$150,815	$153,816	$160,720	1.00	$160,720	1.00	$0	0.00
Secretary	$51,761	$54,884	$57,157	$58,756	1.00	$58,756	1.00	$0	0.00
Office of the Principal Total	**$209,048**	**$214,003**	**$210,992**	**$227,171**	**2.43**	**$232,130**	**2.43**	**$4,959**	**0.00**
Performing Arts									
Conf/Mtgs - Professional Staff	$0	$0	$0	$120		$0	0.00	($120)	0.00
Equipment Maintenance	$0	$0	$0	$250		$0	0.00	($250)	0.00
Instructional Materials	$504	$972	$941	$350		$1,038	0.00	$688	0.00
Teacher	$102,493	$104,483	$114,560	$105,821	0.90	$105,821	0.90	$0	0.00
Performing Arts Total	**$102,997**	**$105,455**	**$115,501**	**$106,541**	**0.90**	**$106,859**	**0.90**	**$318**	**0.00**
Science									
Conf/Mtgs - Professional Staff	$32	$0	$0	$180		$0	0.00	($180)	0.00
Instructional Materials	$4,058	$2,928	$3,406	$5,295		$6,633	0.00	$1,338	0.00
Science Total	**$4,090**	**$2,928**	**$3,406**	**$5,475**		**$6,633**	**0.00**	**$1,158**	**0.00**
Spec. Ed. Inclusion									
Instructional Assistant	$186,283	$17,176	$25	$139,419	5.00	$145,833	5.00	$6,413	0.00
Instructional Materials	$1,342	$1,022	$0	$600		$0	0.00	($600)	0.00
Other Professional Services	$2,157	$0	$0	$5,000		$9,329	0.00	$4,329	0.00

Sprague Elementary School	FY'19 Expended	FY'20 Expended	FY'21 Expended	FY'22 Adjusted Budget	FY'22 Adjusted Budget FTE	FY'23 Voted Budget	FY'23 Voted FTE	$ Variance (FY'23-FY'22)	FTE Variance (FY'23-FY'22)
Paraprofessional	$0	$0	$0	$0	0.00	$64,990	2.00	$64,990	2.00
Teacher	$173,250	$179,206	$185,436	$270,810	3.00	$384,808	4.00	$113,998	1.00
Spec. Ed. Inclusion Total	**$363,032**	**$197,404**	**$185,461**	**$415,829**	**8.00**	**$604,960**	**11.00**	**$189,130**	**3.00**
Spec. Ed. Services									
Conf/Mtgs - Administrators	$350	$0	$461	$1,459		$0	0.00	($1,459)	0.00
Conf/Mtgs - Professional Staff	$0	$0	$5,155	$2,311		$1,500	0.00	($811)	0.00
Counselor/Psychologist	$97,506	$96,843	$110,076	$116,956	1.00	$195,951	1.80	$78,995	0.80
Instructional Assistant	$135,466	$215,445	$185,499	$204,338	7.00	$208,556	7.00	$4,218	0.00
Instructional Materials	$2,804	$2,034	$3,659	$3,796		$9,498	0.00	$5,702	0.00
Pupil Tutoring Services	$140	$51	$0	$202		$100	0.00	($102)	0.00
Teacher	$347,816	$480,309	$503,095	$297,531	3.00	$406,033	4.00	$108,502	1.00
Testing Protocols	$4,343	$5,043	$1,616	$2,942		$2,000	0.00	($942)	0.00
Textbooks And Related Software	$74	$103	$0	$600		$0	0.00	($600)	0.00
Therapist	$357,495	$377,842	$381,763	$353,526	3.30	$381,667	3.55	$28,141	0.25
Workshops	$3,580	$5,084	$2,705	$0	0.00	$0	0.00	$0	0.00
Spec. Ed. Services Total	**$952,590**	**$1,182,754**	**$1,194,029**	**$983,661**	**14.30**	**$1,205,304**	**16.35**	**$221,644**	**2.05**
Visual Art									
Conf/Mtgs - Professional Staff	$175	$0	$0	$200		$0	0.00	($200)	0.00
Equipment Maintenance	$100	$58	$0	$250		$0	0.00	($250)	0.00
Instructional Materials	$3,252	$2,947	$13,199	$3,288		$4,421	0.00	$1,133	0.00
Teacher	$58,930	$62,251	$66,142	$56,221	0.80	$58,562	0.80	$2,342	0.00
Visual Art Total	**$62,457**	**$65,256**	**$79,341**	**$59,959**	**0.80**	**$62,983**	**0.80**	**$3,025**	**0.00**
World Languages									
Teacher	$180,472	$160,375	$169,873	$136,173	1.50	$137,448	1.50	$1,275	0.00
World Languages Total	**$180,472**	**$160,375**	**$169,873**	**$136,173**	**1.50**	**$137,448**	**1.50**	**$1,275**	**0.00**
FY'23 Sprague Elem. School Total	**$4,522,910**	**$4,716,971**	**$4,812,683**	**$4,637,301**	**54.88**	**$5,592,307**	**65.28**	**$955,006**	**10.40**

Otho L. Schofield Elementary School

Contact Information:

Principal: Gerardo Martinez
Secretary: Kristin Lueken
27 Cedar Street
Telephone: 781-446-6280

Overview:

At Schofield, staff, students and parents work together to create and maintain a positive and enriching environment for children to learn and grow. Parent involvement and communications between home and school receive top priority. The Schofield community benefits in many ways from an active and supportive Schofield PTO. Some of these benefits include significant physical improvements such as the new playground and renovated inner courtyard. Other enhancements are ongoing throughout each year. For example, the Creative Arts Committee provides many wonderful events to enhance the curriculum, as well as a Science Residency across K-5.

Recent Accomplishments:

- Supporting the return to full time in person learning has been a priority for School Year 2021-2022. In particular, assessing student skills and social emotional needs has afforded us the opportunity to provide interventions to students across the K-5 spectrum.
- Creating classroom and school community continues to be a priority as students who were not able to socialize due to the pandemic can now interact more freely and establish strong bonds and friendships.
- A team of educators will work with Jon Saphier of Research for Better Teaching to explore the power of high expectations in transforming educational experiences.
- PBL Works will engage grade level teams that previously designed project-based learning opportunities to support the development of projects.
- Teachers learned how to use the WPS Seven Forms of Bias as they plan instruction and educational experiences.
- The Diversity, Equity, and Inclusion Toolkit is used by staff to augment their equity literacy. One third of faculty learning will focus on equity learning.
- Grade level teams meet weekly to plan, review data, track student progress, and design interventions. Specialist teachers shared across schools (Literacy & Math) will support this work with emphasis in grades K-2.

Enrollment History:

	SY'2019-2020 Actual (10/1/19)	SY'2020-2021 Actual (10/1/20)	SY'2021-2022 Actual (10/1/21)	SY'2022-2023 Projected (10/1/22)
Kindergarten	62	46	56	46
Grade 1	60	58	59	59
Grade 2	66	55	59	61
Grade 3	58	65	50	58
Grade 4	61	53	63	49
Grade 5	67	59	48	62
Total	374	336	335	334

Significant Changes to the FY'22 Adjusted Budget by Category:
Changes to the FY'22 Adjusted Budget are divided into three categories:

Level Service: a budget that supports providing the same standard of service as in the prior fiscal year. Under this definition, line items would increase or decrease depending on changes in need, such as enrollment increases or decreases or contract changes, but not to provide a higher level of service to meet existing needs.

Strategic Priorities: a budget that supports one of the three strategies of the district's current priorities:
1.) Focus on every child, in every classroom, every day
2.) Invest in our educators
3.) Provide broad-based learning opportunities as part of a world-class public-school system

Other Critical Needs: a budget that supports additional changes not reflected in Level Service or Strategic Plan that are critical to the district's operation.

Level Service (Salary and Other Compensation):

School	Salary and Other Compensation Changes	FTE	Cost	Benefits
Schofield	Base Level Personnel Changes (Steps, Leaves, Late Starts)	0.00	$128,248	$0
Sub-Total		**0.00**	**$128,248**	**$0**

Level Service (Expenses):
No recommended changes in FY'23.

Strategic Plan (Salary and Other Compensation):

School	Salary and Other Compensation Changes	FTE	Cost	Benefits
Schofield	Math Specialist Teacher	1.00	$76,254	$20,000
Schofield	School Adjustment Counselor (Benefits Only)	0.00	$0	$20,000
Sub-Total		**1.00**	**$76,254**	**$40,000**

Math Specialist (1.00 FTE)
The Elementary Math Paraprofessional (Unit C) positions would be eliminated and replaced with an Elementary Math Specialist (Unit A). This would provide each elementary with two math specialists who would work in collaboration with the principal and the math department head with grade-specific focus (K-2 or 3-5). As a result, the additional professional position would expand instructional coaching for all classroom teachers. Each coach can also be assigned to co-teach mathematics with the classroom teacher during critical units or to support a cohort of students with an identified need (either low-attaining students or high-attaining students).

School Adjustment Counselor (0.00 FTE – Benefits Only)
With changing student and family needs, the district proposes adding a School Adjustment Counselor at the kindergarten to Grade 5 level. These positions would provide support to the school with trauma-informed instructional support in the classroom, supporting teachers, running parent groups, and providing outreach and

family support. In SY'22-23, the district is budgeting for the health benefits while the salary will be funded through the Elementary and Secondary School Emergency Relief (ESSER) funds.

Strategic Plan (Expenses):
No recommended changes in FY'23.

Other Critical Needs (Salary and Other Compensation):

School	Salary and Other Compensation Changes	FTE	Cost	Benefits
Schofield	Building Teaching Assistant	1.00	$27,549	$7,500
Sub-Total		**1.00**	**$27,549**	**$7,500**

Building Teaching Assistant (1.00 FTE)
Elementary students require supervision during various times of the day and sometimes whole days when teachers by contract are not on duty or they are not available. These times are:

- Before school (8:10-8:30)
- During lunch and recess periods (11:00 - 1:15)
- When a teacher is absent, and a substitute does not pick up the job
- When a teacher attends a 504 Accommodation or Individual Education Program (IEP) meeting
- When teachers are pulled for meetings and professional development

The Building Teaching Assistant (TA) provides supervision and support to students during important periods of the day. With six grade levels each requiring 40 minutes of lunch and recess supervision coverage, the elementary schools require a total of 33 duties daily between the hours of 11:00 AM and 1:00 PM.

Other Critical Needs (Expenses):
No recommended changes in FY'23.

Summary of Changes to FY'22 Adjusted Budget:

School	Category	FTE	Cost	Benefits
Schofield	Level Service	0.00	$128,248	$0
Schofield	Strategic Plan	1.00	$76,254	$40,000
Schofield	Other Critical Needs	1.00	$27,549	$7,500
Total		**2.00**	**$232,051**	**$47,500**

Swing Space:
In school year 2022-2023 and 2023-2024, Hunnewell Elementary School will temporarily relocate to four (4) other elementary schools including Bates, Hardy, Sprague and Upham. The swing space reallocation of staff and expenses follow these guidelines:

- Classroom teachers and teaching assistants will be reassigned to the appropriate host school where those grade levels will be housed in school year 2022-2023.

- Specialist teachers have been staffed based on the 94 planned elementary classroom sections across the six (6) elementary schools. Adjustments are based on a previously agreed to full-time equivalent (FTE) calculator based on 1,355 instructional minutes equates to a 1.0 FTE.

- Special education staff are split across the four (4) host schools to support the Learning Center and Therepeutic Learning Centers (TLC) at each host school.

- Expense accounts are level funded at the FY'22 levels and redistributed to the six (6) remaining elementary schools based on projected enrollment by building including the reassigned Hunnewell students. English language learner (ELL) expenses are distributed to schools with an ELL program based on the percent of the ELL students enrolled as of October 1, 2021. Special education expenses are distributed based on the number of students with an Individual Education Program (IEP) as of October 1, 2021 redistributed based on the grade configurations of swing space. Below are the percents used to distrbute the funds across the remaining six (6) schools:

Category	Bates	Fiske	Hardy	Sprague	Schofield	Upham
Enrollment %	20.8%	14.2%	13.3%	20.2%	19.6%	11.9%
ELL %	0.0%	33.3%	24.2%	16.7%	25.8%	0.0%
Spec. Ed. %	19.5%	14.1%	14.2%	21.9%	18.1%	12.2%

- Expense changes reflected below are based at the program level. The individual organization/object code level changes are identified in the financial detail pages.

- Swing space costs funded by the Town (moving, additional TLC staff, etc.) are not included in these calculations.

Swing Space (Salary and Other Compensation):

School	Salary and Other Compensation Changes	FTE	Cost	Benefits
Schofield	Education Technology Specialist, Hunnewell	0.25	$30,420	$0
Schofield	Literacy Instructional Specialist, Hunnewell	0.25	$31,202	$0
Sub-Total		**0.50**	**$61,622**	**$0**

Swing Space (Expense):

School	Program / Expense Description	Cost
Schofield	Adjustments: Principal's Office Account (Hunnewell/Swing Space)	($358)
Schofield	Adjustments: Regular Education Accounts (Hunnewell/Swing Space)	$5,619
Schofield	Adjustments: Library Accounts (Hunnewell/Swing Space)	$820
Schofield	Adjustments: Curriculum Accounts (Hunnewell/Swing Space)	$1,008
Schofield	Adjustments: Education Technology Accounts (Hunnewell/Swing Space)	$2,645
Schofield	Adjustments: Special Education Accounts (Hunnewell/Swing Space)	$3,932

Schofield	Adjustments: Inclusion Accounts (Hunnewell/Swing Space)	$1,611
Schofield	Adjustments: Mathematics Accounts (Hunnewell/Swing Space)	$505
Schofield	Adjustments: Science Accounts (Hunnewell/Swing Space)	$631
Schofield	Adjustments: Fitness and Health Accounts (Hunnewell/Swing Space)	$207
Schofield	Adjustments: Performing Arts Accounts (Hunnewell/Swing Space)	$287
Schofield	Adjustments: Visual Arts Accounts (Hunnewell/Swing Space)	$876
Schofield	Adjustments: Building Technology Accounts (Hunnewell/Swing Space)	$4,202
Schofield	Adjustments: Literacy Accounts (Hunnewell/Swing Space)	$304
Schofield	Adjustments: English Language Learner Accounts (Hunnewell/Swing Space)	$1,300
Schofield	Adjustments: Nursing Services Accounts (Hunnewell/Swing Space)	$320
Sub-Total		**$23,909**

Summary of Changes to Schofield Elementary School

School	Category	FTE	Cost	Benefits
Schofield	Salary and Other Compensation	2.50	$293,673	$47,500
Schofield	Expenses	0.00	$23,909	$0
Total		**2.50**	**$317,582**	**$47,500**

Schofield Elementary School	FY'19 Expended	FY'20 Expended	FY'21 Expended	FY'22 Adjusted Budget	FY'22 Adjusted Budget FTE	FY'23 Voted Budget	FY'23 Voted FTE	$ Variance (FY'23-FY'22)	FTE Variance (FY'23-FY'22)
Curriculum & Instruction									
Other Contractual Services	$0	$0	$0	$500		$0	0.00	($500)	0.00
Textbooks And Related Software	$3,000	$0	$0	$3,000		$4,508	0.00	$1,508	0.00
Curriculum & Instruction Total	**$3,000**	**$0**	**$0**	**$3,500**		**$4,508**	**0.00**	**$1,008**	**0.00**
Education Technology									
Computer Supplies	$12	$0	$165	$178		$0	0.00	($178)	0.00
Conf/Mtgs - Professional Staff	$0	$56	$46	$184		$0	0.00	($184)	0.00
Equipment Maintenance	$0	$0	$0	$122		$0	0.00	($122)	0.00
Instructional Equipment	$0	$52	$0	$0		$0	0.00	$0	0.00
Instructional Materials	$11	$34	$5	$14		$0	0.00	($14)	0.00
Instructional Software	$2,877	$6,155	$5,353	$6,135		$9,278	0.00	$3,143	0.00
Specialist	$30,319	$29,239	$29,824	$30,420	0.25	$60,840	0.50	$30,420	0.25
Technology Assistant	$17,299	$17,715	$12,016	$18,201	0.30	$17,391	0.30	($810)	0.00
Education Technology Total	**$50,518**	**$53,250**	**$47,409**	**$55,254**	**0.55**	**$87,509**	**0.80**	**$32,255**	**0.25**
English Language Learners									
Conf/Mtgs - Professional Staff	$0	$359	$0	$0		$0	0.00	$0	0.00
Instructional Materials	$133	$234	$531	$800		$2,100	0.00	$1,300	0.00
Teacher	$27,139	$70,361	$74,759	$55,257	1.00	$82,742	1.00	$27,485	0.00
Translation/Interpreting Serv	$1,756	$2,302	$2,200	$0		$0	0.00	$0	0.00
English Language Learners Total	**$29,028**	**$73,257**	**$77,490**	**$56,057**	**1.00**	**$84,842**	**1.00**	**$28,785**	**0.00**
Fitness and Health									
Conf/Mtgs - Professional Staff	$0	$0	$0	$180		$0	0.00	($180)	0.00
Fitness And Athletic Supplies	$802	$840	$3,837	$950		$1,527	0.00	$577	0.00
Instructional Materials	$0	$0	$0	$100		$0	0.00	($100)	0.00
Teacher	$117,669	$119,962	$122,361	$117,710	1.00	$118,428	1.00	$718	0.00
Training And Development	$23	$0	$176	$40		$0	0.00	($40)	0.00
Uniforms	$51	$45	$119	$50		$0	0.00	($50)	0.00
Fitness and Health Total	**$118,545**	**$120,847**	**$126,493**	**$119,030**	**1.00**	**$119,955**	**1.00**	**$925**	**0.00**
General Education Services									
Computer Supplies	$462	$0	$0	$5,000		$0	0.00	($5,000)	0.00
Conf/Mtgs - Professional Staff	$729	$0	$1,088	$2,500		$2,500	0.00	$0	0.00
Copier Supplies	$595	$0	$0	$400		$0	0.00	($400)	0.00
Instructional Assistant	$107,978	$114,459	$102,451	$122,481	4.00	$150,329	5.00	$27,849	1.00
Instructional Materials	$17,403	$13,229	$11,358	$15,000		$15,000	0.00	$0	0.00
Other General Supplies	$13,925	$23,086	$12,704	$14,500		$25,519	0.00	$11,019	0.00
Substitute Teachers-Short Term	$15,221	$17,016	$21,102	$0	0.00	$0	0.00	$0	0.00
Teacher	$1,756,601	$1,791,676	$1,685,414	$1,730,103	18.00	$1,801,005	18.00	$70,902	(0.00)
General Education Services Total	**$1,920,940**	**$1,959,465**	**$1,834,117**	**$1,889,984**	**22.00**	**$1,994,353**	**23.00**	**$104,369**	**1.00**
Health and Nursing Services									
Conf/Mtgs - Professional Staff	$125	$0	$0	$125		$250	0.00	$125	0.00
Equipment Maintenance	$73	$0	$0	$90		$0	0.00	($90)	0.00
Medical Supplies	$505	$685	$408	$850		$1,185	0.00	$335	0.00
Nurse/Physician	$93,195	$54,501	$57,593	$62,193	1.00	$64,784	1.00	$2,591	0.00
Office Supplies	$0	$0	$0	$50		$0	0.00	($50)	0.00
Health and Nursing Services Total	**$93,898**	**$55,186**	**$58,001**	**$63,308**	**1.00**	**$66,219**	**1.00**	**$2,911**	**0.00**
Library & Media									
Conf/Mtgs - Professional Staff	$185	$0	$0	$158		$0	0.00	($158)	0.00
Dues - Professional Staff	$50	$50	$0	$125		$0	0.00	($125)	0.00
Electronic Media	$455	$600	$0	$700		$0	0.00	($700)	0.00
Equipment M&R Supplies	$793	$94	$0	$800		$0	0.00	($800)	0.00
Instructional Assistant	$24,169	$24,860	$21,237	$0	0.00	$0	0.00	$0	0.00
Librarian	$69,988	$74,362	$66,131	$100,738	1.00	$104,936	1.00	$4,198	0.00
On-Line Databases/Subscription	$1,417	$1,576	$1,675	$1,300		$1,650	0.00	$350	0.00
Other Library Supplies	$215	$247	$2,272	$425		$3,498	0.00	$3,073	0.00

Schofield Elementary School	FY'19 Expended	FY'20 Expended	FY'21 Expended	FY'22 Adjusted Budget	FY'22 Adjusted Budget FTE	FY'23 Voted Budget	FY'23 Voted FTE	$ Variance (FY'23-FY'22)	FTE Variance (FY'23-FY'22)
Print Resources	$4,498	$4,568	$2,812	$3,820		$3,000	0.00	($820)	0.00
Library & Media Total	**$101,770**	**$106,356**	**$94,127**	**$108,066**	**1.00**	**$113,084**	**1.00**	**$5,018**	**0.00**
Literacy									
Conf/Mtgs - Professional Staff	$836	$429	$110	$500		$200	0.00	($300)	0.00
Office Supplies	$23	$0	$0	$50		$0	0.00	($50)	0.00
Paraprofessional	$54,148	$68,578	$87,648	$34,518	1.60	$59,614	1.60	$25,096	0.00
Specialist	$99,486	$101,476	$103,505	$105,575	1.00	$107,456	1.25	$1,881	0.25
Textbooks And Related Software	$1,552	$2,418	$2,033	$2,336		$2,990	0.00	$654	0.00
Literacy Total	**$156,045**	**$172,900**	**$193,296**	**$142,979**	**2.60**	**$170,260**	**2.85**	**$27,281**	**0.25**
Maintenance and Operations									
Scheduled Non-Program Overtime	$0	$0	$351	$0	0.00	$0	0.00	$0	0.00
Maintenance and Operations Total	**$0**	**$0**	**$351**	**$0**	**0.00**	**$0**	**0.00**	**$0**	**0.00**
Mathematics									
Computer Supplies	$0	$0	$0	$10		$0	0.00	($10)	0.00
Conf/Mtgs - Professional Staff	$321	$944	$341	$372		$350	0.00	($22)	0.00
Dues - Administrators	$0	$25	$0	$33		$0	0.00	($33)	0.00
Instructional Materials	$4,177	$0	$977	$801		$1,385	0.00	$584	0.00
Office Supplies	$6	$0	$0	$14		$0	0.00	($14)	0.00
Specialist	$110,156	$116,803	$65,432	$134,838	1.20	$211,092	2.20	$76,254	1.00
Mathematics Total	**$114,661**	**$117,772**	**$66,750**	**$136,068**	**1.20**	**$212,827**	**2.20**	**$76,759**	**1.00**
Network / Computer Technology									
Computer Equipment Maintenance	$4,336	$2,539	$2,008	$4,036		$4,000	0.00	($36)	0.00
Computers M&R Supplies	$1,623	$1,715	$1,091	$1,612		$1,750	0.00	$138	0.00
Information Technology Serv	$5,906	$5,530	$7,347	$6,872		$11,250	0.00	$4,378	0.00
Other Communications Services	$0	$2,332	$214	$1,500		$1,500	0.00	$0	0.00
Training And Development	$0	$0	$0	$278		$0	0.00	($278)	0.00
Network / Computer Technology Total	**$11,865**	**$12,116**	**$10,660**	**$14,298**		**$18,500**	**0.00**	**$4,202**	**0.00**
Office of the Principal									
Conf/Mtgs - Administrators	$0	$225	$0	$1,100		$0	0.00	($1,100)	0.00
Conf/Mtgs - Support Staff	$0	$675	$0	$0		$0	0.00	$0	0.00
Equipment Maintenance	$0	$0	$315	$0		$0	0.00	$0	0.00
Monitor	$7,691	$8,109	$10,236	$11,408	0.43	$11,408	0.43	$0	0.00
Office Supplies	$415	$224	$32	$600		$1,792	0.00	$1,192	0.00
Periodicals And Newspapers	$79	$89	$336	$350		$350	0.00	$0	0.00
Postage	$114	$170	$21	$600		$150	0.00	($450)	0.00
Principal/Assistant Principal	$147,871	$150,815	$153,816	$163,220	1.00	$163,220	1.00	$0	0.00
Secretary	$54,058	$55,424	$56,305	$57,112	1.00	$57,112	1.00	$0	0.00
Substitute Secretary/Clerk	$108	$156	$0	$0	0.00	$0	0.00	$0	0.00
Office of the Principal Total	**$210,335**	**$215,887**	**$221,061**	**$234,390**	**2.43**	**$234,032**	**2.43**	**($358)**	**0.00**
Performing Arts									
Conf/Mtgs - Professional Staff	$0	$0	$0	$120		$0	0.00	($120)	0.00
Equipment Maintenance	$0	$0	$0	$250		$0	0.00	($250)	0.00
Instructional Materials	$505	$713	$954	$350		$1,007	0.00	$657	0.00
Teacher	$107,164	$121,002	$126,343	$134,814	1.10	$134,814	1.10	$0	0.00
Performing Arts Total	**$107,669**	**$121,715**	**$127,297**	**$135,534**	**1.10**	**$135,821**	**1.10**	**$287**	**0.00**
Science									
Conf/Mtgs - Professional Staff	$32	$0	$0	$180		$0	0.00	($180)	0.00
Instructional Materials	$3,489	$2,757	$3,406	$5,625		$6,436	0.00	$811	0.00
Science Total	**$3,521**	**$2,757**	**$3,406**	**$5,805**		**$6,436**	**0.00**	**$631**	**0.00**

Schofield Elementary School	FY'19 Expended	FY'20 Expended	FY'21 Expended	FY'22 Adjusted Budget	FY'22 Adjusted Budget FTE	FY'23 Voted Budget	FY'23 Voted FTE	$ Variance (FY'23-FY'22)	FTE Variance (FY'23-FY'22)
Spec. Ed. Inclusion									
Instructional Assistant	$64,885	$87,922	$61,099	$62,473	2.00	$59,035	2.00	($3,438)	0.00
Instructional Materials	$725	$73	$0	$1,100		$0	0.00	($1,100)	0.00
Other Professional Services	$4,763	$1,810	$0	$5,000		$7,711	0.00	$2,711	0.00
Teacher	$170,019	$181,800	$188,192	$194,883	2.00	$197,934	2.00	$3,051	0.00
Therapist	$0	$3,122	$0	$0	0.00	$0	0.00	$0	0.00
Spec. Ed. Inclusion Total	**$240,391**	**$274,727**	**$249,291**	**$263,456**	**4.00**	**$264,680**	**4.00**	**$1,224**	**0.00**
Spec. Ed. Services									
Conf/Mtgs - Professional Staff	$0	$0	$155	$1,459		$1,500	0.00	$41	0.00
Counselor/Psychologist	$114,915	$104,924	$81,403	$192,557	2.00	$200,550	2.00	$7,993	0.00
Instructional Assistant	$72,974	$81,597	$117,984	$107,632	4.00	$120,508	4.00	$12,877	0.00
Instructional Materials	$826	$812	$5,980	$2,884		$7,225	0.00	$4,341	0.00
Pupil Tutoring Services	$170	$25	$101	$101		$100	0.00	($1)	0.00
Teacher	$232,331	$172,031	$126,046	$183,854	2.00	$186,446	2.00	$2,592	0.00
Testing Protocols	$2,639	$2,789	$1,483	$1,847		$2,000	0.00	$153	0.00
Textbooks And Related Software	$74	$103	$0	$602		$0	0.00	($602)	0.00
Therapist	$172,477	$211,480	$218,894	$226,531	2.10	$226,531	2.10	$0	0.00
Workshops	$2,001	$4,029	$0	$0	0.00	$0	0.00	$0	0.00
Spec. Ed. Services Total	**$598,408**	**$577,792**	**$552,046**	**$717,466**	**10.10**	**$744,860**	**10.10**	**$27,394**	**0.00**
Visual Art									
Conf/Mtgs - Professional Staff	$0	$0	$0	$200		$0	0.00	($200)	0.00
Equipment Maintenance	$100	$58	$0	$315		$0	0.00	($315)	0.00
Instructional Materials	$2,959	$2,132	$11,766	$2,899		$4,290	0.00	$1,391	0.00
Teacher	$93,679	$99,412	$101,400	$97,344	0.80	$97,344	0.80	$0	0.00
Visual Art Total	**$96,738**	**$101,602**	**$113,166**	**$100,758**	**0.80**	**$101,634**	**0.80**	**$876**	**0.00**
World Languages									
Teacher	$49,056	$98,145	$97,837	$96,333	1.50	$100,347	1.50	$4,014	0.00
World Languages Total	**$49,056**	**$98,145**	**$97,837**	**$96,333**	**1.50**	**$100,347**	**1.50**	**$4,014**	**0.00**
FY'23 Schofield Elem. School Total	**$3,906,388**	**$4,063,773**	**$3,872,798**	**$4,142,286**	**50.28**	**$4,459,868**	**52.78**	**$317,582**	**2.50**

Ernest F. Upham Elementary School



Contact Information:

Principal: Jeffery Dees
Secretary: Robin Boucher
35 Wynnewood Road
Telephone: 781-446-6285

Overview:

Upham School is guided by the school system's core values of academic excellence, respect for human differences, caring and cooperative relationships, and commitment to community. We strive to ensure a setting where all children experience success during their elementary school years. It is essential that all children feel welcomed and valued. Upham is also a place where important dispositions necessary for being lifelong learners are developed. These include the capacity to preserve, the willingness to take the risks that accompany the learning of new skills and concepts, being resilient, taking initiative, and having a sense of pride in one's work.

Recent Accomplishments:

- Implemented a K-5 Standards-Based report card in January 2020, which serves to clearly communicate student progress and performance towards Massachusetts' grade-level standards and expectations.
- Developed and implemented standards based on the Views of Climate and Learning (VOCAL) Survey results.
- Continued and enhanced our Day of Imagineering.
- Continued work on our Social Emotional Learning (SEL) curriculum and diversity, equity, and inclusion teaching through ongoing professional development.
- Continued development of our consultation model for special education and general education teachers.
- Continue to further develop Special Education (SKILLS) program.
- Teachers have embraced new curriculum across all content areas.

Enrollment History:

	SY'2019-2020 Actual (10/1/19)	SY'2020-2021 Actual (10/1/20)	SY'2021-2022 Actual (10/1/21)	SY'2022-2023 Projected (10/1/22)
Kindergarten	34	17	31	33
Grade 1	28	19	21	33
Grade 2	45	27	24	23
Grade 3	41	35	26	24
Grade 4	32	33	31	25
Grade 5	45	26	32	30
Total	225	157	165	168

Significant Changes to the FY'22 Adjusted Budget by Category:
Changes to the FY'22 Adjusted Budget are divided into three categories:

Level Service: a budget that supports providing the same standard of service as in the prior fiscal year. Under this definition, line items would increase or decrease depending on changes in need, such as enrollment increases or decreases or contract changes, but not to provide a higher level of service to meet existing needs.

Strategic Priorities: a budget that supports one of the three strategies of the district's current priorities:
1.) Focus on every child, in every classroom, every day
2.) Invest in our educators
3.) Provide broad-based learning opportunities as part of a world-class public-school system

Other Critical Needs: a budget that supports additional changes not reflected in Level Service or Strategic Plan that are critical to the district's operation.

Level Service (Salary and Other Compensation):

School	Salary and Other Compensation Changes	FTE	Cost	Benefits
Upham	Section Reduction (Projected Enrollment) Teacher	(1.00)	($76,254)	($20,000)
Upham	Base Level Personnel Changes (Steps, Leaves, Late Starts)	0.00	$77,268	$0
Sub-Total		**(1.00)**	**$1,014**	**($20,000)**

Projected 11 Sections in FY'22-23 (Enrollment) (-1.00 FTE)
Based on the enrollment projections used to build the Fiscal Year 2023 budget, we anticipate 11 sections at Upham Elementary School prior to the implementation of swing space. This is a reduction of one (1) section and one (1) staff member.

Level Service (Expenses):
No recommended changes in FY'23.

Strategic Plan (Salary and Other Compensation):

School	Salary and Other Compensation Changes	FTE	Cost	Benefits
Upham	Math Specialist Teacher	1.00	$76,254	$20,000
Upham	School Adjustment Counselor (Benefits Only)	0.00	$0	$20,000
Sub-Total		**1.00**	**$76,254**	**$40,000**

Math Specialist (1.00 FTE)
The Elementary Math Paraprofessional (Unit C) positions would be eliminated and replaced with an Elementary Math Specialist (Unit A). This would provide each elementary with two math specialists who would work in collaboration with the principal and the math department head with grade-specific focus (K-2 or 3-5). As a result, the additional professional position would expand instructional coaching for all classroom teachers. Each coach can also be assigned to co-teach mathematics with the classroom teacher during critical units or to support a cohort of students with an identified need (either low-attaining students or high-attaining students).

School Adjustment Counselor (0.00 FTE – Benefits Only)
With changing student and family needs, the district proposes adding a School Adjustment Counselor at the kindergarten to Grade 5 level. These positions would provide support to the school with trauma-informed instructional support in the classroom, supporting teachers, running parent groups, and providing outreach and family support. In SY'22-23, the district is budgeting for the health benefits while the salary will be funded through the Elementary and Secondary School Emergency Relief (ESSER) funds.

Strategic Plan (Expenses):
No recommended changes in FY'23.

Other Critical Needs (Salary and Other Compensation):

School	Salary and Other Compensation Changes	FTE	Cost	Benefits
Upham	Building Teaching Assistant	1.00	$27,549	$7,500
Sub-Total		**1.00**	**$27,549**	**$7,500**

Building Teaching Assistant (1.00 FTE)
Elementary students require supervision during various times of the day and sometimes whole days when teachers by contract are not on duty or they are not available. These times are:

- Before school (8:10-8:30)
- During lunch and recess periods (11:00 - 1:15)
- When a teacher is absent, and a substitute does not pick up the job
- When a teacher attends a 504 Accommodation or Individual Education Program (IEP) meeting
- When teachers are pulled for meetings and professional development

The Building Teaching Assistant (TA) provides supervision and support to students during important periods of the day. With six grade levels each requiring 40 minutes of lunch and recess supervision coverage, the elementary schools require a total of 33 duties daily between the hours of 11:00 AM and 1:00 PM.

Other Critical Needs (Expenses):
No recommended changes in FY'23.

Summary of Changes to FY'22 Adjusted Budget:

School	Category	FTE	Cost	Benefits
Upham	Level Service	(1.00)	$1,014	($20,000)
Upham	Strategic Plan	1.00	$76,254	$40,000
Upham	Other Critical Needs	1.00	$27,549	$7,500
Total		**1.00**	**$104,817**	**$27,500**

Swing Space:

In school year 2022-2023 and 2023-2024, Hunnewell Elementary School will temporarily relocate to four (4) other elementary schools including Bates, Hardy, Sprague and Upham. The swing space reallocation of staff and expenses follow these guidelines:

- Classroom teachers and teaching assistants will be reassigned to the appropriate host school where those grade levels will be housed in school year 2022-2023.

- Specialist teachers have been staffed based on the 94 planned elementary classroom sections across the six (6) elementary schools. Adjustments are based on a previously agreed to full-time equivalent (FTE) calculator based on 1,355 instructional minutes equates to a 1.0 FTE.

- Special education staff are split across the four (4) host schools to support the Learning Center and Therepeutic Learning Centers (TLC) at each host school.

- Expense accounts are level funded at the FY'22 levels and redistributed to the six (6) remaining elementary schools based on projected enrollment by building including the reassigned Hunnewell students. English language learner (ELL) expenses are distributed to schools with an ELL program based on the percent of the ELL students enrolled as of October 1, 2021. Special education expenses are distributed based on the number of students with an Individual Education Program (IEP) as of October 1, 2021 redistributed based on the grade configurations of swing space. Below are the percents used to distrbute the funds across the remaining six (6) schools:

Category	Bates	Fiske	Hardy	Sprague	Schofield	Upham
Enrollment %	20.8%	14.2%	13.3%	20.2%	19.6%	11.9%
ELL %	0.0%	33.3%	24.2%	16.7%	25.8%	0.0%
Spec. Ed. %	19.5%	14.1%	14.2%	21.9%	18.1%	12.2%

- Expense changes reflected below are based at the program level. The individual organization/object code level changes are identified in the financial detail pages.

- Swing space costs funded by the Town (moving, additional TLC staff, etc.) are not included in these calculations.

Swing Space (Salary and Other Compensation):

School	Salary and Other Compensation Changes	FTE	Cost	Benefits
Upham	Grade 1 Teacher, Hunnewell	1.00	$64,766	$0
Upham	Grade 1 Teacher, Hunnewell	1.00	$62,174	$0
Upham	Math Instructional Specialist, Hunnewell	0.20	$24,336	$0
Upham	Occupational Therapist, Hunnewell	0.25	$16,192	$0
Upham	Performing Arts, Hunnewell	0.10	$11,691	$0
Upham	Special Education Inclusion Teacher, Hunnewell	1.00	$67,465	$0

Upham	Special Education Teaching Assistant, Hunnewell	1.00	$30,986	$0
Upham	Speech and Language Pathologist, Hunnewell	0.25	$26,946	$0
Upham	Technology Support Specialist, Hunnewell	0.10	$6,318	$0
Sub-Total		**4.90**	**$310,874**	**$0**

Swing Space (Expense):

School	Program / Expense Description	Cost
Upham	Adjustments: Principal's Office Account (Hunnewell/Swing Space)	$1,042
Upham	Adjustments: Regular Education Accounts (Hunnewell/Swing Space)	$3,055
Upham	Adjustments: Library Accounts (Hunnewell/Swing Space)	($499)
Upham	Adjustments: Curriculum Accounts (Hunnewell/Swing Space)	($263)
Upham	Adjustments: Education Technology Accounts (Hunnewell/Swing Space)	$109
Upham	Adjustments: Special Education Accounts (Hunnewell/Swing Space)	($2,163)
Upham	Adjustments: Inclusion Accounts (Hunnewell/Swing Space)	($353)
Upham	Adjustments: Mathematics Accounts (Hunnewell/Swing Space)	($177)
Upham	Adjustments: Science Accounts (Hunnewell/Swing Space)	$562
Upham	Adjustments: Fitness and Health Accounts (Hunnewell/Swing Space)	($46)
Upham	Adjustments: Performing Arts Accounts (Hunnewell/Swing Space)	($108)
Upham	Adjustments: Visual Arts Accounts (Hunnewell/Swing Space)	$106
Upham	Adjustments: Building Technology Accounts (Hunnewell/Swing Space)	$411
Upham	Adjustments: Literacy Accounts (Hunnewell/Swing Space)	($1,018)
Upham	Adjustments: English Language Learner Accounts (Hunnewell/Swing Space)	($800)
Upham	Adjustments: Nursing Services Accounts (Hunnewell/Swing Space)	($90)
Sub-Total		**($232)**

Summary of Changes to Upham Elementary School

School	Category	FTE	Cost	Benefits
Upham	Salary and Other Compensation	5.90	$415,691	$27,500
Upham	Expenses	0.00	($232)	$0
Total		**5.90**	**$415,459**	**$27,500**

Upham Elementary School	FY'19 Expended	FY'20 Expended	FY'21 Expended	FY'22 Adjusted Budget	FY'22 Adjusted Budget FTE	FY'23 Voted Budget	FY'23 Voted FTE	$ Variance (FY'23-FY'22)	FTE Variance (FY'23-FY'22)
Curriculum & Instruction									
Other Contractual Services	$0	$0	$0	$500		$0	0.00	($500)	0.00
Textbooks And Related Software	$2,500	$0	$0	$2,500		$2,737	0.00	$237	0.00
Curriculum & Instruction Total	**$2,500**	**$0**	**$0**	**$3,000**		**$2,737**	**0.00**	**($263)**	**0.00**
Education Technology									
Computer Supplies	$10	$0	$100	$118		$0	0.00	($118)	0.00
Conf/Mtgs - Professional Staff	$0	$34	$28	$120		$0	0.00	($120)	0.00
Equipment Maintenance	$0	$0	$0	$160		$0	0.00	($160)	0.00
Instructional Equipment	$0	$33	$0	$0		$0	0.00	$0	0.00
Instructional Materials	$7	$27	$4	$11		$0	0.00	($11)	0.00
Instructional Software	$1,820	$4,634	$3,251	$5,115		$5,633	0.00	$518	0.00
Specialist	$30,319	$29,239	$29,824	$30,420	0.25	$30,420	0.25	$0	0.00
Technology Assistant	$16,514	$17,054	$65,989	$26,587	0.45	$32,905	0.55	$6,318	0.10
Education Technology Total	**$48,671**	**$51,022**	**$99,196**	**$62,531**	**0.70**	**$68,958**	**0.80**	**$6,427**	**0.10**
English Language Learners									
Instructional Materials	$800	$0	$0	$800		$0	0.00	($800)	0.00
Teacher	$46,093	($3,509)	$0	$0	0.00	$0	0.00	$0	0.00
Translation/Interpreting Serv	$1,756	$2,302	$2,200	$0		$0	0.00	$0	0.00
English Language Learners Total	**$48,648**	**($1,206)**	**$2,200**	**$800**	**0.00**	**$0**	**0.00**	**($800)**	**0.00**
Fitness and Health									
Conf/Mtgs - Professional Staff	$0	$0	$99	$180		$0	0.00	($180)	0.00
Fitness And Athletic Supplies	$0	$427	$555	$648		$927	0.00	$279	0.00
Instructional Materials	$0	$0	$0	$70		$0	0.00	($70)	0.00
Teacher	$95,556	$93,564	$95,435	$97,344	0.80	$97,344	0.80	$0	0.00
Training And Development	$23	$0	$176	$25		$0	0.00	($25)	0.00
Uniforms	$51	$45	$119	$50		$0	0.00	($50)	0.00
Fitness and Health Total	**$95,630**	**$94,036**	**$96,384**	**$98,317**	**0.80**	**$98,271**	**0.80**	**($46)**	**0.00**
General Education Services									
Computer Supplies	$3,356	$0	$0	$1,229		$0	0.00	($1,229)	0.00
Conf/Mtgs - Professional Staff	$0	$675	$0	$0		$0	0.00	$0	0.00
Copier Supplies	$3,254	$4,254	$0	$3,000		$0	0.00	($3,000)	0.00
Instructional Assistant	$54,433	$87,870	$89,377	$84,555	3.00	$114,739	4.00	$30,185	1.00
Instructional Materials	$99	$0	$26	$784		$0	0.00	($784)	0.00
Other General Supplies	$16,039	$16,601	$27,165	$18,000		$26,068	0.00	$8,068	0.00
Substitute Teachers-Short Term	$17,397	$18,508	$3,089	$0	0.00	$0	0.00	$0	0.00
Teacher	$1,102,734	$1,265,299	$1,284,859	$1,328,748	12.00	$1,389,483	13.00	$60,735	1.00
General Education Services Total	**$1,207,365**	**$1,393,207**	**$1,404,516**	**$1,436,316**	**15.00**	**$1,530,290**	**17.00**	**$93,975**	**2.00**
Health and Nursing Services									
Conf/Mtgs - Professional Staff	$100	$125	$0	$125		$250	0.00	$125	0.00
Equipment Maintenance	$73	$0	$0	$90		$0	0.00	($90)	0.00
Medical Supplies	$629	$641	$551	$700		$625	0.00	($75)	0.00
Nurse/Physician	$100,892	$110,962	$121,239	$123,664	1.00	$123,664	1.00	$0	0.00
Office Supplies	$0	$0	$0	$50		$0	0.00	($50)	0.00
Health and Nursing Services Total	**$101,694**	**$111,727**	**$121,790**	**$124,629**	**1.00**	**$124,539**	**1.00**	**($90)**	**0.00**
Library & Media									
Conf/Mtgs - Professional Staff	$0	$0	$0	$300		$0	0.00	($300)	0.00
Electronic Media	$0	$0	$0	$250		$0	0.00	($250)	0.00
Equipment M&R Supplies	$35	$0	$0	$300		$0	0.00	($300)	0.00
Instructional Assistant	$22,143	$23,849	$25,961	$0	0.00	$0	0.00	$0	0.00
Librarian	$35,153	$37,351	$51,625	$56,221	0.80	$58,562	0.80	$2,342	0.00
On-Line Databases/Subscription	$1,106	$1,216	$1,254	$1,215		$1,250	0.00	$35	0.00
Other Library Supplies	$253	$136	$0	$400		$197	0.00	($203)	0.00
Print Resources	$2,982	$3,152	$4,177	$2,981		$3,500	0.00	$519	0.00
Library & Media Total	**$61,671**	**$65,703**	**$83,017**	**$61,667**	**0.80**	**$63,509**	**0.80**	**$1,843**	**0.00**

Upham Elementary School	FY'19 Expended	FY'20 Expended	FY'21 Expended	FY'22 Adjusted Budget	FY'22 Adjusted Budget FTE	FY'23 Voted Budget	FY'23 Voted FTE	$ Variance (FY'23-FY'22)	FTE Variance (FY'23-FY'22)
Literacy									
Conf/Mtgs - Professional Staff	$209	$429	$84	$600		$200	0.00	($400)	0.00
Office Supplies	$23	$0	$0	$50		$0	0.00	($50)	0.00
Paraprofessional	$23,085	$19,138	$19,994	$27,294	0.80	$27,294	0.80	$0	0.00
Specialist	$59,977	$46,103	$70,417	$74,817	0.80	$77,934	0.80	$3,117	0.00
Textbooks And Related Software	$638	$489	$2,374	$2,305		$1,737	0.00	($568)	0.00
Literacy Total	**$83,932**	**$66,159**	**$92,869**	**$105,066**	**1.60**	**$107,165**	**1.60**	**$2,099**	**0.00**
Mathematics									
Computer Supplies	$0	$0	$0	$10		$0	0.00	($10)	0.00
Conf/Mtgs - Professional Staff	$386	$944	$341	$372		$350	0.00	($22)	0.00
Dues - Administrators	$0	$25	$0	$33		$0	0.00	($33)	0.00
Instructional Materials	$4,177	$0	$977	$801		$703	0.00	($98)	0.00
Office Supplies	$6	$0	$0	$14		$0	0.00	($14)	0.00
Specialist	$77,426	$81,181	$44,327	$84,460	0.80	$185,050	2.00	$100,590	1.20
Mathematics Total	**$81,996**	**$82,149**	**$45,645**	**$85,690**	**0.80**	**$186,103**	**2.00**	**$100,413**	**1.20**
Network / Computer Technology									
Computer Equipment Maintenance	$3,197	$1,785	$1,998	$3,318		$3,500	0.00	$182	0.00
Computers M&R Supplies	$1,247	$1,041	$663	$1,000		$750	0.00	($250)	0.00
Information Technology Serv	$3,096	$4,078	$5,250	$4,982		$5,461	0.00	$479	0.00
Other Communications Services	$0	$0	$130	$1,500		$1,500	0.00	$0	0.00
Network / Computer Technology Total	**$7,540**	**$6,905**	**$8,041**	**$10,800**		**$11,211**	**0.00**	**$411**	**0.00**
Office of the Principal									
Equipment Maintenance	$0	$0	$0	$100		$0	0.00	($100)	0.00
Office Supplies	$0	$10	$0	$0		$1,242	0.00	$1,242	0.00
Postage	$444	$310	$45	$250		$150	0.00	($100)	0.00
Principal/Assistant Principal	$147,871	$150,815	$153,816	$160,720	1.00	$165,720	1.00	$5,000	0.00
Secretary	$53,936	$55,371	$56,305	$57,112	1.00	$57,112	1.00	$0	0.00
Office of the Principal Total	**$202,251**	**$206,506**	**$210,166**	**$218,182**	**2.00**	**$224,224**	**2.00**	**$6,042**	**0.00**
Performing Arts									
Conf/Mtgs - Professional Staff	$0	$0	$0	$120		$0	0.00	($120)	0.00
Equipment Maintenance	$36	$0	$0	$250		$0	0.00	($250)	0.00
Instructional Materials	$286	$0	$808	$350		$612	0.00	$262	0.00
Teacher	$99,486	$44,613	$40,225	$53,191	0.80	$67,334	0.90	$14,144	0.10
Performing Arts Total	**$99,807**	**$44,613**	**$41,033**	**$53,911**	**0.80**	**$67,946**	**0.90**	**$14,036**	**0.10**
Science									
Conf/Mtgs - Professional Staff	$32	$0	$0	$180		$0	0.00	($180)	0.00
Instructional Materials	$3,977	$3,998	$3,406	$3,165		$3,907	0.00	$742	0.00
Science Total	**$4,009**	**$3,998**	**$3,406**	**$3,345**		**$3,907**	**0.00**	**$562**	**0.00**
Spec. Ed. Inclusion									
Instructional Assistant	$29,908	$71,663	$67,626	$17,915	1.00	$58,535	2.00	$40,620	1.00
Instructional Materials	$2,661	$3,656	$11,028	$550		$0	0.00	($550)	0.00
Other Professional Services	$1,365	$4,700	$8,566	$5,000		$5,197	0.00	$197	0.00
Paraprofessional	$372,295	$425,797	$453,107	$528,229	15.00	$548,670	15.00	$20,441	0.00
Paraprofessional Program	$0	$0	($65)	$0	0.00	$0	0.00	$0	0.00
Teacher	$332,412	$362,357	$386,074	$400,396	4.00	$474,736	5.00	$74,340	1.00
Spec. Ed. Inclusion Total	**$738,897**	**$868,173**	**$926,336**	**$952,090**	**20.00**	**$1,087,138**	**22.00**	**$135,048**	**2.00**
Spec. Ed. Services									
Conf/Mtgs - Administrators	$0	$0	$460	$1,459		$0	0.00	($1,459)	0.00
Conf/Mtgs - Professional Staff	$540	$0	$1,539	$2,067		$1,500	0.00	($567)	0.00
Counselor/Psychologist	$91,730	$93,564	$95,435	$97,344	0.80	$97,344	0.80	$0	0.00
Instructional Assistant	$68,823	$1,661	$1,025	$59,618	2.00	$60,807	2.00	$1,190	0.00
Instructional Materials	$683	$511	$4,673	$3,796		$3,697	0.00	($99)	0.00

Upham Elementary School	FY'19 Expended	FY'20 Expended	FY'21 Expended	FY'22 Adjusted Budget	FY'22 Adjusted Budget FTE	FY'23 Voted Budget	FY'23 Voted FTE	$ Variance (FY'23-FY'22)	FTE Variance (FY'23-FY'22)
Paraprofessional	$9,869	$5,517	$0	$0	0.00	$0	0.00	$0	0.00
Pupil Tutoring Services	$170	$25	$101	$101		$100	0.00	($1)	0.00
Teacher	$112,276	$115,620	$130,008	$138,135	1.50	$143,890	1.50	$5,755	0.00
Testing Protocols	$2,096	$6,399	$2,361	$1,437		$2,000	0.00	$563	0.00
Textbooks And Related Software	$74	$103	$0	$600		$0	0.00	($600)	0.00
Therapist	$343,368	$271,669	$291,292	$302,007	2.60	$347,648	3.10	$45,640	0.50
Workshops	$10,301	$9,251	$6,541	$0	0.00	$0	0.00	$0	0.00
Spec. Ed. Services Total	**$639,931**	**$504,320**	**$533,435**	**$606,564**	**6.90**	**$656,986**	**7.40**	**$50,422**	**0.50**
Visual Art									
Conf/Mtgs - Professional Staff	$0	$0	$0	$200		$0	0.00	($200)	0.00
Equipment Maintenance	$200	$58	$0	$250		$0	0.00	($250)	0.00
Instructional Materials	$2,246	$1,793	$6,011	$2,049		$2,605	0.00	$556	0.00
Teacher	$47,776	$51,573	$58,205	$61,843	0.70	$64,420	0.70	$2,577	0.00
Visual Art Total	**$50,222**	**$53,424**	**$64,216**	**$64,342**	**0.70**	**$67,025**	**0.70**	**$2,683**	**0.00**
World Languages									
Teacher	$31,285	$57,370	$60,955	$64,766	1.00	$67,465	1.00	$2,699	0.00
World Languages Total	**$31,285**	**$57,370**	**$60,955**	**$64,766**	**1.00**	**$67,465**	**1.00**	**$2,699**	**0.00**
FY'23 Upham Elem. School Total	**$3,507,000**	**$3,608,107**	**$3,793,205**	**$3,952,014**	**52.10**	**$4,367,473**	**58.00**	**$415,459**	**5.90**

Wellesley Middle School

Contact Information:

Principal: Mark Ito
Assistant Principals: George Benzie and Cathi Gordon
Secretary: Patty Chong
50 Kingsbury Street
Telephone: 781-446-6250

Overview:

Wellesley Middle School is a community where staff members and parents are focused on developing curious, competent, confident, and caring learners.

Recent Accomplishments:

- Support for Social Emotional Learning (SEL) through student and staff participation in an Advisory, Challenge Success surveys and student work in our Social and Emotional Educational Development (SEED) Program.
- Ongoing cultural proficiency training through school-based teacher and student clubs, Advisory activities, and adult professional development through districtwide trainings and school-based equity facilitators.
- Expansion of computer science elective courses that promote digital literacy in Grades 7 and 8.
- Ongoing support of a Scholars elective class for social and emotional development, affinity and ally opportunities and academic previewing.
- Support for students and families in need of additional support and wrap-around services.
- Significant staff and student safety training in ALICE (Alert, Lockdown, Inform, Counter, Evacuate) protocols and building-based procedures during emergencies.
- Ongoing development and implementation of pandemic safety protocols; support for a schedule for students that considers pandemic concerns.
- Completed the middle school building renovations in the classrooms with the replacement of cabinetry; art rooms; science labs; heating, ventilation, and air conditioning (HVAC); and kitchen/cafeteria.
- Welcoming back teachers and students from our Remote Learning School; support for students returning with trauma or mental health concerns.
- Development of a process to change our Master Schedule for implementation in school year 2022-2023.

Enrollment History:

	SY'2019-2020 Actual (10/1/19)	SY'2020-2021 Actual (10/1/20)	SY'2021-2022 Actual (10/1/21)	SY'2022-2023 Projected (10/1/22)
Grade 6	408	334	315	316
Grade 7	382	382	323	307
Grade 8	375	373	370	319
Total	1,165	1,089	1,008	941

Significant Changes to the FY'22 Adjusted Budget by Category:
Changes to the FY'22 Adjusted Budget are divided into three categories:

Level Service: a budget that supports providing the same standard of service as in the prior fiscal year. Under this definition, line items would increase or decrease depending on changes in need, such as enrollment increases or decreases or contract changes, but not to provide a higher level of service to meet existing needs.

Strategic Priorities: a budget that supports one of the three strategies of the district's current priorities:
1.) Focus on every child, in every classroom, every day
2.) Invest in our educators
3.) Provide broad-based learning opportunities as part of a world-class public-school system

Other Critical Needs: a budget that supports additional changes not reflected in Level Service or Strategic Plan that are critical to the district's operation.

Level Service (Salary and Other Compensation):

School	Salary and Other Compensation Changes	FTE	Cost	Benefits
WMS	English Teacher (Projected Enrollment) – Grade 8	(0.50)	($38,127)	($20,000)
WMS	Mathematics Teacher (Projected Enrollment) – Grade 8	(0.50)	($38,127)	($20,000)
WMS	Social Studies Teacher (Projected Enrollment) – Grade 8	(0.50)	($38,127)	($20,000)
WMS	Science Teacher (Projected Enrollment) – Grade 8	(0.50)	($38,127)	($20,000)
WMS	Athletics: Movement of WMS Football to Youth League	0.00	($8,522)	$0
WMS	Student Activity Stipends (Base Salary)	0.00	$1,602	$0
WMS	Base Level Personnel Changes (Steps, Leaves, Late Starts)	0.00	$419,237	$0
Sub-Total		**(2.00)**	**$259,809**	**($80,000)**

WMS Enrollment Change (-2.00 FTE)
In the school year 2022-2023, the projected enrollment shows a reduction of 51 students (370 current to 319 projected) in Grade 8. Given this enrollment change, the budget includes the reduction of a half Grade 8 team. This results in a 0.50 FTE reduction in each of the major subjects: English, Mathematics, Science and Social Studies. The overall projected enrollment change at the Middle School next year is a reduction of 67 students.

Athletics – Football (0.00 FTE)
In school year 2022-2023, the football program will move from school athletics to the local youth football league. This move is a result of multiple factors. First, the current schedule for eastern Massachusetts Grade 8 football teams would have the students travelling 35 minutes to 2.5 hours each way to a late Wednesday afternoon game (Brockton, Randolph, Mashpee, Martha's Vineyard). Youth Football play local teams that will significantly reduce travel time (Natick, Needham, Framingham). Second, this will align our program to other surrounding towns. The savings is a result of not having coaching salaries for football as part of the athletic budget next year.

Level Service (Expense):

School	Program / Expense Description	Cost
WMS	Family and Consumer Science: Instructional Materials	$780
WMS	Industrial Technology: Instructional Materials	$240
WMS	Industrial Technology: Lumber	$1,430
WMS	Industrial Technology: Equipment Maintenance	$500
WMS	Performing Arts: Instructional Materials	$500
WMS	Athletics: Rental of 900 Worcester Road Facility	$3,298
WMS	Athletics: Transportation	$4,875
WMS	Athletics: Increased Offset	($10,000)
Sub-Total		**$1,623**

Strategic Plan (Salary and Other Compensation):

School	Salary and Other Compensation Changes	FTE	Cost	Benefits
WMS	School Psychologist	0.40	$30,502	$0
WMS	Extracurricular: Eliminate Student Activity Fees	0.00	$19,500	$0
Sub-Total		**0.40**	**$50,002**	**$0**

School Psychologist (0.40 FTE)
The additional 0.40 FTE will allow for the hiring of a 1.00 FTE to better support the students need for counseling services. The increased capacity would meet current evaluation demands; provide consultation to teachers/programs/school counselors to address issues as they arise; and support 504 accommodation plans.

Student Activity Fees (0.00 FTE)
In fiscal year 2023, the voted budget includes the elimination of all student activity fees. The elimination of student activity fees allows for full student participation without regards to the ability to pay. Removing fees will remove barriers to participation.

Strategic Plan (Expense):

School	Program / Expense Description	Cost
WMS	Educational Technology: Dreambox Math (Grades 6-8)	$2,600
WMS	Educational Technology: STAR Assessment Math (Grades 6-8)	$5,044
WMS	Visual Arts: Eliminate Fees	$15,000
Sub-Total		**$22,644**

Visual Art Fees (0.00 FTE)
In fiscal year 2023, the voted budget includes the elimination of all visual art fees. The elimination of visual art fees allows for full student participation without regards to the ability to pay. Removing fees will remove barriers to participation.

Other Critical Needs (Salary and Other Compensation):

School	Salary and Other Compensation Changes	FTE	Cost	Benefits
WMS	Student Supervisor	1.00	$35,146	$7,500
Sub-Total		**1.00**	**$35,146**	**$7,500**

Student Supervisor (1.00 FTE)
Adult supervision and coverage continue to be a challenge for the middle school. Additional adult coverage is needed for morning and afternoon drop-off, lunch times, passing times in hallways, and classroom assistance.

Other Critical Needs (Expenses):
No recommended changes in FY'23.

Summary of Changes to FY'22 Adjusted Budget:

School	Category	FTE	Cost	Benefits
WMS	Level Service	(2.00)	$261,432	($80,000)
WMS	Strategic Plan	0.40	$72,646	$0
WMS	Other Critical Needs	1.00	$35,146	$7,500
Total		**(0.60)**	**$369,224**	**($72,500)**

Wellesley Middle School	FY'19 Expended	FY'20 Expended	FY'21 Expended	FY'22 Adjusted Budget	FY'22 Adjusted Budget FTE	FY'23 Voted Budget	FY'23 Voted FTE	$ Variance (FY'23-FY'22)	FTE Variance (FY'23-FY'22)
After School Activities									
Mid Schl Student Activity Fees	($18,500)	($26,000)	($9,750)	($19,500)	0.00	$0	0.00	$19,500	0.00
Stipends	$67,685	$65,221	$38,623	$80,115	0.00	$81,717	0.00	$1,602	0.00
Unapprop/Unassigned	$0	$0	$0	$0	0.00	$0	0.00	$0	0.00
After School Activities Total	**$49,185**	**$39,221**	**$28,873**	**$60,615**	**0.00**	**$81,717**	**0.00**	**$21,102**	**0.00**
Athletics									
Assistant Director	$7,902	$14,049	$23,988	$26,225	0.30	$26,225	0.30	$0	0.00
Athletic Officials Services	$9,132	$8,402	$0	$12,500		$12,500	0.00	$0	0.00
Athletic Trips Transportation	$23,520	$22,000	$0	$32,500		$37,375	0.00	$4,875	0.00
Director/Department Head	$28,132	$29,281	$30,175	$30,779	0.20	$30,779	0.20	$0	0.00
Dues - Organizational	$383	$0	$0	$600		$600	0.00	$0	0.00
Fitness And Athletic Supplies	$10,273	$13,318	$9,740	$19,020		$19,020	0.00	$0	0.00
Other Liability Insurance	$0	$0	$0	$975		$975	0.00	$0	0.00
Other Temporary Staff	$81,039	$69,689	$0	$99,571	0.00	$91,049	0.00	($8,522)	0.00
Recreational Facilities Rental	$11,450	$19,800	$0	$20,702		$24,000	0.00	$3,298	0.00
WMS Athletic Fees	($78,056)	($62,165)	$0	($73,381)		($83,381)	0.00	($10,000)	0.00
Athletics Total	**$93,774**	**$114,374**	**$63,903**	**$169,491**	**0.50**	**$159,142**	**0.50**	**($10,349)**	**0.00**
Curriculum & Instruction									
Other Contractual Services	$0	$0	$0	$1,500		$1,500	0.00	$0	0.00
Textbooks And Related Software	$0	$0	$0	$2,500		$2,500	0.00	$0	0.00
Curriculum & Instruction Total	**$0**	**$0**	**$0**	**$4,000**		**$4,000**	**0.00**	**$0**	**0.00**
Education Technology									
Computer Supplies	$608	$616	$884	$620		$620	0.00	$0	0.00
Conf/Mtgs - Professional Staff	$655	$632	$38	$615		$615	0.00	$0	0.00
Equipment Maintenance	$185	$175	$0	$478		$478	0.00	$0	0.00
Instructional Equipment	$0	$465	$0	$0		$0	0.00	$0	0.00
Instructional Materials	$40	$159	$14	$55		$55	0.00	$0	0.00
Instructional Software	$5,279	$5,403	$14,133	$13,631		$21,275	0.00	$7,644	0.00
Specialist	$114,662	$116,955	$119,294	$124,808	1.00	$124,808	1.00	$0	0.00
Technology Assistant	$80,728	$92,305	$105,330	$108,008	2.00	$110,467	2.00	$2,459	0.00
Education Technology Total	**$202,157**	**$216,710**	**$239,693**	**$248,215**	**3.00**	**$258,318**	**3.00**	**$10,103**	**0.00**
English & Language Arts									
Conf/Mtgs - Professional Staff	$3,707	$2,242	$1,781	$1,800		$1,800	0.00	$0	0.00
Director/Department Head	$47,339	$64,074	$65,194	$62,018	0.50	$67,404	0.50	$5,386	0.00
Dues - Administrators	$219	$0	$0	$100		$100	0.00	$0	0.00
Electronic Media	$407	$0	$0	$514		$514	0.00	$0	0.00
Instructional Materials	$2,652	$1,523	$415	$4,200		$4,200	0.00	$0	0.00
Other Professional Services	$1,000	$0	$1,200	$2,000		$2,000	0.00	$0	0.00
Periodicals And Newspapers	$118	$149	$0	$350		$350	0.00	$0	0.00
Teacher	$1,167,196	$1,211,285	$1,224,182	$1,191,606	12.70	$1,240,634	12.20	$49,028	(0.50)
Textbooks And Related Software	$11,669	$12,266	$13,193	$11,400		$11,400	0.00	$0	0.00
English & Language Arts Total	**$1,247,946**	**$1,291,538**	**$1,305,965**	**$1,273,988**	**13.20**	**$1,328,401**	**12.70**	**$54,414**	**(0.50)**
English Language Learners									
Conf/Mtgs - Professional Staff	$0	$359	$0	$350		$350	0.00	$0	0.00
Instructional Materials	$739	$354	$0	$1,150		$1,150	0.00	$0	0.00
Teacher	$98,884	$105,063	$111,493	$121,680	1.00	$121,680	1.00	$0	0.00
Translation/Interpreting Serv	$4,390	$2,750	$2,200	$0		$0	0.00	$0	0.00
English Language Learners Total	**$104,012**	**$108,525**	**$113,693**	**$123,180**	**1.00**	**$123,180**	**1.00**	**$0**	**0.00**
Family & Consumer Science									
Conf/Mtgs - Professional Staff	$0	$0	$0	$140		$140	0.00	$0	0.00
Food - Departmental	$2,463	$1,347	$2,667	$2,720		$3,500	0.00	$780	0.00
Instructional Materials	$0	$180	$801	$180		$180	0.00	$0	0.00
Periodicals And Newspapers	$401	$100	$0	$100		$100	0.00	$0	0.00
Teacher	$117,669	$119,962	$72,127	$54,141	1.00	$56,396	1.00	$2,255	0.00
Family & Consumer Science Total	**$120,533**	**$121,589**	**$75,595**	**$57,281**	**1.00**	**$60,316**	**1.00**	**$3,035**	**0.00**

Wellesley Middle School	FY'19 Expended	FY'20 Expended	FY'21 Expended	FY'22 Adjusted Budget	FY'22 Adjusted Budget FTE	FY'23 Voted Budget	FY'23 Voted FTE	$ Variance (FY'23-FY'22)	FTE Variance (FY'23-FY'22)
Fitness and Health									
Conf/Mtgs - Professional Staff	$1,290	$1,855	$0	$2,200		$2,200	0.00	$0	0.00
Equipment Maintenance	$1,929	$2,597	$393	$3,600		$3,600	0.00	$0	0.00
Fitness And Athletic Supplies	$3,291	$3,226	$3,081	$4,000		$4,000	0.00	$0	0.00
Instructional Materials	$0	$198	$1,149	$200		$200	0.00	$0	0.00
Teacher	$642,091	$624,148	$688,899	$709,455	6.10	$710,117	6.10	$662	0.00
Training And Development	$421	$0	$274	$300		$300	0.00	$0	0.00
Uniforms	$357	$315	$113	$350		$350	0.00	$0	0.00
Fitness and Health Total	**$649,379**	**$632,338**	**$693,909**	**$720,105**	**6.10**	**$720,767**	**6.10**	**$662**	**0.00**
General Education Services									
Computer Supplies	$1,260	$125	$75	$1,250		$1,250	0.00	$0	0.00
Conf/Mtgs - Professional Staff	$2,715	$5,308	$8,350	$500		$500	0.00	$0	0.00
Copier Supplies	$939	$1,216	$0	$2,000		$2,000	0.00	$0	0.00
Equipment Maintenance	$2,712	$2,979	$2,987	$2,500		$2,500	0.00	$0	0.00
Field Trips Transportation	$7,480	$3,878	$0	$10,000		$10,000	0.00	$0	0.00
Instructional Assistant	$23,635	$25,465	$28,560	$30,510	1.00	$30,510	1.00	$0	0.00
Instructional Materials	$13,805	$7,585	$8,042	$6,000		$6,000	0.00	$0	0.00
Other General Supplies	$21,358	$24,942	$28,809	$24,000		$24,000	0.00	$0	0.00
Substitute Teachers-Short Term	$118,960	$104,799	$93,097	$0	0.00	$0	0.00	$0	0.00
Teacher	$8,021	$32,915	$0	$0	0.00	$0	0.00	$0	0.00
General Education Services Total	**$320,461**	**$209,212**	**$169,920**	**$76,760**	**1.00**	**$76,760**	**1.00**	**$0**	**0.00**
Guidance									
Conf/Mtgs - Administrators	$0	$0	$0	$300		$300	0.00	$0	0.00
Conf/Mtgs - Professional Staff	$179	$275	$1,074	$1,244		$1,244	0.00	$0	0.00
Copier Supplies	$245	$460	$0	$450		$450	0.00	$0	0.00
Counselor/Psychologist	$574,649	$648,555	$657,755	$741,840	7.20	$747,903	7.20	$6,063	0.00
Director/Department Head	$105,137	$108,311	$110,480	$112,688	0.80	$112,688	0.80	$0	0.00
Instructional Materials	$139	$742	$413	$450		$450	0.00	$0	0.00
Office Supplies	$2,298	$130	$449	$570		$570	0.00	$0	0.00
Postage	$148	$132	$1	$500		$500	0.00	$0	0.00
Secretary	$45,414	$46,846	$47,614	$48,207	0.93	$44,723	0.93	($3,484)	0.00
Guidance Total	**$728,209**	**$805,451**	**$817,786**	**$906,248**	**8.93**	**$908,827**	**8.93**	**$2,579**	**0.00**
Health and Nursing Services									
Conf/Mtgs - Professional Staff	$250	$250	$0	$250		$250	0.00	$0	0.00
Equipment Maintenance	$73	$0	$0	$90		$90	0.00	$0	0.00
Medical Supplies	$1,334	$1,478	$800	$1,550		$1,550	0.00	$0	0.00
Nurse/Physician	$111,061	$131,109	$148,109	$163,180	2.00	$169,980	2.00	$6,800	0.00
Office Supplies	$129	$0	$0	$50		$50	0.00	$0	0.00
Health and Nursing Services Total	**$112,848**	**$132,837**	**$148,909**	**$165,120**	**2.00**	**$171,920**	**2.00**	**$6,800**	**0.00**
Industrial Technology									
Conf/Mtgs - Professional Staff	$336	$0	$510	$500		$500	0.00	$0	0.00
Director/Department Head	$49,634	$50,627	$52,155	$53,198	0.40	$53,198	0.40	$0	0.00
Equipment Maintenance	$5,164	$176	$0	$1,000		$1,500	0.00	$500	0.00
Instructional Materials	$8,665	$9,320	$13,676	$9,600		$9,840	0.00	$240	0.00
Lumber And Wood	$13,110	$14,482	$8,233	$16,570		$18,000	0.00	$1,430	0.00
Teacher	$283,197	$292,254	$301,764	$307,595	3.00	$315,753	3.00	$8,158	0.00
Industrial Technology Total	**$360,105**	**$366,858**	**$376,338**	**$388,463**	**3.40**	**$398,791**	**3.40**	**$10,328**	**0.00**
Intramural Sports									
Fitness And Athletic Supplies	$423	$439	$450	$500		$500	0.00	$0	0.00
Other Temporary Staff	$14,494	$6,572	$0	$17,887	0.00	$17,887	0.00	$0	0.00
Intramural Sports Total	**$14,917**	**$7,011**	**$450**	**$18,387**	**0.00**	**$18,387**	**0.00**	**$0**	**0.00**

Wellesley Middle School	FY'19 Expended	FY'20 Expended	FY'21 Expended	FY'22 Adjusted Budget	FY'22 Adjusted Budget FTE	FY'23 Voted Budget	FY'23 Voted FTE	$ Variance (FY'23-FY'22)	FTE Variance (FY'23-FY'22)
Library & Media									
Conf/Mtgs - Professional Staff	$287	$50	$324	$325		$325	0.00	$0	0.00
Electronic Media	$527	$72	$0	$500		$500	0.00	$0	0.00
Equipment M&R Supplies	$1,850	$1,423	$1,666	$1,500		$1,500	0.00	$0	0.00
Instructional Assistant	$28,990	$29,346	$29,800	$30,760	1.00	$30,760	1.00	$0	0.00
Librarian	$105,802	$112,414	$119,294	$121,680	1.00	$121,680	1.00	$0	0.00
On-Line Databases/Subscription	$3,828	$4,985	$3,517	$4,800		$4,800	0.00	$0	0.00
Other Library Supplies	$701	$623	$893	$700		$700	0.00	$0	0.00
Print Resources	$9,323	$10,618	$10,596	$10,000		$10,000	0.00	$0	0.00
Library & Media Total	**$151,309**	**$159,532**	**$166,090**	**$170,265**	**2.00**	**$170,265**	**2.00**	**$0**	**0.00**
Literacy									
Conf/Mtgs - Professional Staff	$0	$677	$868	$700		$700	0.00	$0	0.00
Director/Department Head	$47,339	$64,074	$65,194	$62,018	0.50	$67,404	0.50	$5,386	0.00
Instructional Materials	$2,985	$3,190	$2,966	$3,000		$3,000	0.00	$0	0.00
Teacher	$316,599	$307,551	$351,798	$363,525	3.50	$368,400	3.50	$4,875	0.00
Textbooks And Related Software	$0	$714	$793	$500		$500	0.00	$0	0.00
Video Media	$0	$0	$60	$200		$200	0.00	$0	0.00
Literacy Total	**$366,923**	**$376,207**	**$421,679**	**$429,942**	**4.00**	**$440,203**	**4.00**	**$10,261**	**0.00**
Maintenance and Operations									
Scheduled Non-Program Overtime	$4,234	$2,668	$237	$0	0.00	$0	0.00	$0	0.00
Maintenance and Operations Total	**$4,234**	**$2,668**	**$237**	**$0**	**0.00**	**$0**	**0.00**	**$0**	**0.00**
Mathematics									
Conf/Mtgs - Administrators	$0	$0	$435	$300		$300	0.00	$0	0.00
Conf/Mtgs - Professional Staff	$1,773	$678	$621	$1,864		$1,864	0.00	$0	0.00
Director/Department Head	$101,673	$96,203	$86,177	$89,695	0.80	$91,525	0.80	$1,830	0.00
Instructional Coordinator	$114,662	$116,955	$119,294	$72,672	1.00	$121,680	1.00	$49,008	0.00
Instructional Equipment	$0	$0	$0	$386		$386	0.00	$0	0.00
Instructional Materials	$2,097	$1,723	$1,200	$1,816		$1,816	0.00	$0	0.00
Teacher	$1,220,619	$1,207,601	$1,176,437	$1,378,425	14.10	$1,381,371	13.60	$2,946	(0.50)
Textbooks And Related Software	$9,035	$6,798	$12,072	$9,010		$9,010	0.00	$0	0.00
Workbooks	$0	$0	$0	$1,082		$1,082	0.00	$0	0.00
Mathematics Total	**$1,449,860**	**$1,429,958**	**$1,396,236**	**$1,555,250**	**15.90**	**$1,609,034**	**15.40**	**$53,784**	**(0.50)**
Network / Computer Technology									
Computer Equipment Maintenance	$26,719	$29,127	$16,063	$33,000		$33,000	0.00	$0	0.00
Computers M&R Supplies	$2,546	$6,259	$4,077	$6,500		$6,500	0.00	$0	0.00
Information Technology Serv	$12,296	$15,669	$21,222	$19,242		$19,242	0.00	$0	0.00
Late Fees/Interest Charges	$0	$7	$0	$0		$0	0.00	$0	0.00
Other Communications Services	$15,611	$5,185	$3,732	$8,600		$8,600	0.00	$0	0.00
Training And Development	$840	$1,063	$599	$1,469		$1,469	0.00	$0	0.00
Network / Computer Technology Total	**$58,013**	**$57,311**	**$45,693**	**$68,811**		**$68,811**	**0.00**	**$0**	**0.00**
Office of the Principal									
Attendant	$0	$0		$0	0.00	$35,147	1.00	$35,147	1.00
Conf/Mtgs - Administrators	$700	$0	$0	$300		$300	0.00	$0	0.00
Dues - Administrators	$69	$166	$89	$780		$780	0.00	$0	0.00
Food - Departmental	$786	$205	$962	$500		$500	0.00	$0	0.00
Office Supplies	$4,126	$1,687	$850	$900		$900	0.00	$0	0.00
Other General Supplies	$313	$30	$1,334	$2,000		$2,000	0.00	$0	0.00
Periodicals And Newspapers	$0	$200	$79	$90		$90	0.00	$0	0.00
Postage	$340	$316	$461	$2,000		$2,000	0.00	$0	0.00
Principal/Assistant Principal	$426,158	$434,637	$449,464	$457,110	3.00	$458,505	3.00	$1,395	0.00
Secretary	$199,887	$192,597	$203,591	$210,502	4.00	$222,374	4.00	$11,872	0.00
Substitute Secretary/Clerk	$0	$0	$1,529	$0	0.00	$0	0.00	$0	0.00
Office of the Principal Total	**$632,380**	**$629,838**	**$658,359**	**$674,182**	**7.00**	**$722,596**	**8.00**	**$48,414**	**1.00**

Wellesley Middle School	FY'19 Expended	FY'20 Expended	FY'21 Expended	FY'22 Adjusted Budget	FY'22 Adjusted Budget FTE	FY'23 Voted Budget	FY'23 Voted FTE	$ Variance (FY'23-FY'22)	FTE Variance (FY'23-FY'22)
Performing Arts									
Auditorium Maintenance	$7,115	$1,090	$684	$4,000		$4,000	0.00	$0	0.00
Conf/Mtgs - Professional Staff	$0	$0	$0	$720		$720	0.00	$0	0.00
Conf/Mtgs - Support Staff	$0	$0	$0	$150		$150	0.00	$0	0.00
Dues - Professional Staff	$0	$0	$144	$500		$500	0.00	$0	0.00
Equipment Maintenance	$2,071	$2,100	$3,347	$2,500		$2,500	0.00	$0	0.00
Instructional Materials	$4,872	$3,394	$11,142	$6,000		$6,500	0.00	$500	0.00
Paraprofessional	$22,688	$22,933	$23,815	$23,788	0.60	$23,788	0.60	$0	0.00
Teacher	$411,400	$431,845	$459,203	$491,170	5.20	$502,590	5.20	$11,420	0.00
WMS Perf. Arts Instrument Offset	($4,000)	($4,000)	$0	$0		$0	0.00	$0	0.00
Performing Arts Total	**$444,147**	**$457,361**	**$498,335**	**$528,828**	**5.80**	**$540,748**	**5.80**	**$11,920**	**0.00**
Science									
Conf/Mtgs - Professional Staff	$392	$298	$338	$1,800		$1,800	0.00	$0	0.00
Director/Department Head	$49,633	$50,627	$52,155	$53,198	0.40	$53,198	0.40	$0	0.00
Equipment Maintenance	$0	$0	$0	$500		$500	0.00	$0	0.00
Instructional Materials	$18,224	$14,270	$16,698	$19,069		$19,069	0.00	$0	0.00
Teacher	$1,224,469	$1,257,216	$1,230,962	$1,309,575	12.70	$1,287,500	12.20	($22,076)	(0.50)
Textbooks And Related Software	$1,535	$0	$4,506	$2,040		$2,040	0.00	$0	0.00
Science Total	**$1,294,253**	**$1,322,410**	**$1,304,659**	**$1,386,182**	**13.10**	**$1,364,107**	**12.60**	**($22,076)**	**(0.50)**
Social Studies									
Conf/Mtgs - Professional Staff	$125	$770	$0	$1,300		$1,300	0.00	$0	0.00
Director/Department Head	$101,673	$103,659	$105,731	$107,846	0.80	$107,846	0.80	$0	0.00
Instructional Materials	$3,278	$4,440	$5,064	$1,050		$1,050	0.00	$0	0.00
Periodicals And Newspapers	$0	$0	$203	$3,200		$3,200	0.00	$0	0.00
Teacher	$1,297,444	$1,345,677	$1,376,944	$1,408,542	12.50	$1,393,980	12.00	($14,562)	(0.50)
Social Studies Total	**$1,402,521**	**$1,454,546**	**$1,487,942**	**$1,521,938**	**13.30**	**$1,507,376**	**12.80**	**($14,562)**	**(0.50)**
Spec. Ed. Inclusion									
Counselor/Psychologist	$53,781	$57,893	$59,051	$60,840	0.50	$60,840	0.50	$0	0.00
Instructional Assistant	$298,916	$290,875	$267,505	$182,473	7.00	$198,776	7.00	$16,303	0.00
Instructional Materials	$1,154	$1,532	$1,284	$1,100		$1,100	0.00	$0	0.00
Other Professional Services	$6,085	$3,048	$6,947	$15,000		$15,000	0.00	$0	0.00
Other Temporary Staff	$29,321	$8,902	$0	$0	0.00	$0	0.00	$0	0.00
Paraprofessional	$36,559	$704	$194,666	$256,759	7.00	$261,654	7.00	$4,896	0.00
Teacher	$492,489	$611,436	$646,379	$677,306	7.00	$696,058	7.00	$18,752	0.00
Spec. Ed. Inclusion Total	**$918,305**	**$974,389**	**$1,175,832**	**$1,193,477**	**21.50**	**$1,233,428**	**21.50**	**$39,951**	**0.00**
Spec. Ed. Services									
Computer Supplies	$57	$0	$0	$150		$150	0.00	$0	0.00
Conf/Mtgs - Administrators	$231	$0	$522	$2,919		$2,919	0.00	$0	0.00
Conf/Mtgs - Professional Staff	$1,886	$236	$4,572	$5,838		$5,838	0.00	$0	0.00
Counselor/Psychologist	$341,087	$341,049	$357,435	$357,683	3.10	$387,089	3.50	$29,406	0.40
Director/Department Head	$129,389	$137,256	$96,792	$129,184	1.00	$131,822	1.00	$2,638	0.00
Instructional Assistant	$428,621	$480,119	$395,959	$405,509	15.00	$433,894	15.00	$28,385	0.00
Instructional Materials	$3,615	$6,595	$6,123	$6,678		$6,678	0.00	$0	0.00
Office Supplies	$1,002	$1,671	$2,299	$1,150		$1,150	0.00	$0	0.00
Other Temporary Staff	$0	$0	$1,776	$28,345	0.00	$28,345	0.00	$0	0.00
Postage	$1,543	$1,367	$81	$0		$0	0.00	$0	0.00
Pupil Tutoring Services	$1,295	$368	$1,500	$1,800		$1,800	0.00	$0	0.00
Secretary	$46,515	$46,902	$47,608	$44,763	0.93	$52,938	0.93	$8,175	0.00
Special Education Team Chair	$108,774	$115,248	$136,856	$119,904	1.00	$119,904	1.00	$0	0.00
Teacher	$1,061,980	$995,771	$1,031,234	$1,093,922	11.00	$1,120,080	11.00	$26,158	0.00
Testing Protocols	$1,251	$8,753	$7,719	$6,543		$6,543	0.00	$0	0.00
Textbooks And Related Software	$938	$0	$0	$1,895		$1,895	0.00	$0	0.00
Therapist	$285,309	$240,716	$257,338	$341,623	3.30	$350,237	3.30	$8,614	0.00
Tutor	$120	$0	$0	$5,528	0.00	$5,528	0.00	$0	0.00
Workshops	$9,121	$11,328	$5,328	$0	0.00	$0	0.00	$0	0.00
Spec. Ed. Services Total	**$2,439,033**	**$2,387,378**	**$2,353,142**	**$2,553,434**	**35.33**	**$2,656,810**	**35.73**	**$103,376**	**0.40**

Wellesley Middle School	FY'19 Expended	FY'20 Expended	FY'21 Expended	FY'22 Adjusted Budget	FY'22 Adjusted Budget FTE	FY'23 Voted Budget	FY'23 Voted FTE	$ Variance (FY'23-FY'22)	FTE Variance (FY'23-FY'22)
Visual Art									
Computer Supplies	$1,058	$0	$0	$1,550		$1,550	0.00	$0	0.00
Conf/Mtgs - Professional Staff	$700	$150	$0	$800		$800	0.00	$0	0.00
Equipment Maintenance	$4,127	$2,247	$1,480	$1,850		$1,850	0.00	$0	0.00
Instructional Materials	$27,117	$37,142	$42,950	$39,741		$39,741	0.00	$0	0.00
Registration Costs	$275	$392	$0	$620		$620	0.00	$0	0.00
Teacher	$239,354	$364,672	$309,384	$361,600	3.60	$367,529	3.60	$5,930	0.00
WMS Art Fees Offset	($20,000)	($10,000)	($20,000)	($15,000)		$0	0.00	$15,000	0.00
Visual Art Total	**$252,631**	**$394,603**	**$333,814**	**$391,161**	**3.60**	**$412,090**	**3.60**	**$20,930**	**0.00**
World Languages									
Conf/Mtgs - Administrators	$0	$1,602	$0	$150		$150	0.00	$0	0.00
Conf/Mtgs - Professional Staff	$3,222	$1,986	$255	$1,600		$1,600	0.00	$0	0.00
Director/Department Head	$49,634	$75,940	$51,639	$53,198	0.40	$53,198	0.40	$0	0.00
Instructional Materials	$4,344	$3,652	$4,264	$12,600		$12,600	0.00	$0	0.00
Periodicals And Newspapers	$517	$96	$512	$250		$250	0.00	$0	0.00
Teacher	$779,375	$931,207	$1,121,462	$1,069,312	9.70	$1,087,865	9.70	$18,552	0.00
Textbooks And Related Software	$832	$317	$0	$1,000		$1,000	0.00	$0	0.00
World Languages Total	**$837,924**	**$1,014,799**	**$1,178,132**	**$1,138,111**	**10.10**	**$1,156,663**	**10.10**	**$18,552**	**0.00**
FY'23 Wellesley Middle School Total	**$14,255,060**	**$14,706,664**	**$15,055,184**	**$15,823,433**	**171.76**	**$16,192,657**	**171.16**	**$369,224**	**(0.60)**

Wellesley High School

Contact Information:

Principal: Dr. Jamie Chisum
Assistant Principals:
Perrin House: Collin Shattuck
Phillips House: Andrew Kelton
Bradford House: Sarah Matloff
Secretary: Diane Zinck
50 Rice Street
Telephone: 781-446-6290

Overview:

We cultivate positive learning experiences and foster responsibility and integrity so that upon leaving Wellesley High School our students will continue to contribute to their worlds. Wellesley High School is a dynamic community guided by these core values:

- Academic excellence
- Cooperative and caring relationships
- Respect for human differences
- Commitment to community

Recent Accomplishments:

- Managed health and safety protocols throughout the pandemic.
- Trained 100% of the Wellesley High School teaching staff to use the Canvas learning management system.
- Expanded our Academic Resource Center to include a program specifically for identified incoming 9th graders.
- Restructured our District Curriculum Accommodation Plan (DCAP) process through Student Support Teams (SST).
- Return to in person performing arts with partial audiences.
- Return to Athletics with fans.

Enrollment History:

	SY'2019-2020 Actual (10/1/19)	SY'2020-2021 Actual (10/1/20)	SY'2021-2022 Actual (10/1/21)	SY'2022-2023 Projected (10/1/22)
Grade 9	376	363	342	358
Grade 10	350	367	357	342
Grade 11	393	340	361	351
Grade 12	380	393	336	361
Total	1,499	1,463	1,396	1,412

Significant Changes to the FY'22 Adjusted Budget by Category:
Changes to the FY'22 Adjusted Budget are divided into three categories:

Level Service: a budget that supports providing the same standard of service as in the prior fiscal year. Under this definition, line items would increase or decrease depending on changes in need, such as enrollment increases or decreases or contract changes, but not to provide a higher level of service to meet existing needs.

Strategic Priorities: a budget that supports one of the three strategies of the district's current priorities:
1.) Focus on every child, in every classroom, every day
2.) Invest in our educators
3.) Provide broad-based learning opportunities as part of a world-class public-school system

Other Critical Needs: a budget that supports additional changes not reflected in Level Service or Strategic Plan that are critical to the district's operation.

Level Service (Salary and Other Compensation):

School	Salary and Other Compensation Changes	FTE	Cost	Benefits
WHS	Reassign Testing Coordinator to a Unit D 12-Month position	0.00	$21,633	$0
WHS	Reassign Portion of Child Lab Teacher to General Fund	0.10	$7,625	$0
WHS	Student Activity Stipends	0.00	$8,778	$0
WHS	Base Level Personnel Changes (Steps, Leaves, Late Starts)	0.00	$488,643	$0
Sub-Total		**0.10**	**$526,679**	**$0**

Testing Coordinator Reclassification (0.00 FTE)
With 99 testing days at the High School, a Teaching Assistant is no longer appropriate for the coordination required to carry out this function. Tests include Massachusetts Comprehensive Assessment System (MCAS) for 488,643Math, English, and Science; Advanced Placement (AP) tests; Scholastic Aptitude Test (SAT); Pre-Scholastic Aptitude Test (PSAT); American College Testing (ACT) and Pre-American College Testing (Pre-ACT); Organization for Economic Co-Operation and Development (OECD) test [1]; and the Seal of Bi-Literacy test. The testing coordinator is responsible for room scheduling and assignment; recruiting test proctors; tracking student accommodations needed; meeting filing deadlines set by external testing organizations; and adherence to the test protocols. We are proposing a year-round Secretarial position who could also assist the Science Department with purchasing when not actively working on test coordination/administration.

Child Lab Teacher (0.10 FTE)
The Child Lab is a tuition based childcare program that serves 18 young children. WHS students who are interested in Early Childhood Education experience classroom and practical experience in these courses. In school year 2022-2023, we propose to absorb 0.10 FTE teacher from the tuition based revolving account into the General Fund. This will delay the need to raise tuition fees until school year 2023-2024.

[1] The test our students would take is called the OECD Test for Schools, which is now offered in a partnership between The Better Education Company and Janison. PISA is the OECD's Programme for International Student Assessment and measures 15-year-old's ability to use their reading, mathematics and science knowledge and skills to meet real-life challenges.

Level Service (Expense):

School	Program / Expense Description	Cost
WHS	Family and Consumer Science: Instructional Materials	$300
WHS	Fitness and Health: Training and Development	$1,050
WHS	Athletics: Rental of 900 Worcester Road Facility	$20,874
WHS	Athletics: Transportation	$38,366
WHS	Athletics: Increased Offset	($17,700)
Sub-Total		**$42,890**

Strategic Plan (Salary and Other Compensation):

School	Program / Expense Description	Cost
WHS	Extracurricular: Eliminate Student Activity Fees	$19,875
Sub-Total		**$19,875**

Student Activity Fees (0.00 FTE)
In fiscal year 2023, the voted budget includes the elimination of all student activity fees. The elimination of student activity fees allows for full student participation without regards to the ability to pay. Removing fees will remove barriers to participation.

Strategic Plan (Expense):

School	Program / Expense Description	Cost
WHS	Extracurricular: FIRST Robotics Club Registration Fees	$5,000
WHS	Extracurricular: FIRST Robotics Club Materials	$5,000
WHS	Extracurricular: FIRST Robotics Club Drafting Tools (One Time)	$3,265
WHS	Visual Arts: Eliminate Fees	$26,250
Sub-Total		**$39,515**

Visual Art Fees (0.00 FTE)
In fiscal year 2023, the voted budget includes the elimination of all visual art fees. The elimination of visual art fees allows for full student participation without regards to the ability to pay. Removing fees will remove barriers to participation.

Other Critical Needs (Salary and Other Compensation):

School	Salary and Other Compensation Changes	FTE	Cost	Benefits
WHS	Makerspace & Design Thinking Teacher	0.20	$15,251	$0

WHS	Restore Tech. Director Reduction from FY'22	0.20	$15,251	$0
WHS	Dance Teacher	0.20	$15,251	$0
Sub-Total		**0.60**	**$45,752**	**$0**

Maker Space (0.20 FTE)
This course provides students with an in-depth overview of how to use various digital devices to create solutions for real-world problems using the design thinking model. Design Thinking is a method practiced by innovators in literature, art, music, science, engineering, and business. Design Thinking helps innovators in the process of questioning problems, assumptions, and implications. Design Thinking is extremely useful in tackling problems that are ill-defined or unknown, by re-framing the problem in people-centric ways, creating many ideas by brainstorming, and adopting a hands-on approach in prototyping and testing. Students will have the opportunity to learn to use a laser cutter, 3-D printers, vinyl cutters, a computer numerical control (CNC) router, and the corresponding software. This course is open to all students in grades 9-12.

Restore Performing Arts Technical Director (0.20 FTE)
By restoring the position to a 1.00 FTE would allow for the High School to offer an additional Tech Theater class and greater oversight of the internal and external use of the auditorium.

Dance Teacher (0.20 FTE)
The Dance Course request will support both Fitness and Health Department as a Physical Education course and the Performing Arts department to help to train performers in productions.

Other Critical Needs (Expenses):

School	Program / Expense Description	Cost
WHS	Makerspace & Design Thinking: Supplies	$5,000
WHS	Makerspace & Design Thinking: Equipment Maintenance	$3,000
WHS	Organization for Economic Co-Operation and Development (OECD) Test	$5,000
Sub-Total		**$13,000**

Summary of Changes to FY'22 Adjusted Budget:

School	Category	FTE	Cost	Benefits
WHS	Level Service	0.10	$569,569	$0
WHS	Strategic Plan	0.00	$59,390	$0
WHS	Other Critical Needs	0.60	$58,752	$0
Total		**0.70**	**$687,711**	**$0**

Wellesley High School	FY'19 Expended	FY'20 Expended	FY'21 Expended	FY'22 Adjusted Budget	FY'22 Adjusted Budget FTE	FY'23 Voted Budget	FY'23 Voted FTE	$ Variance (FY'23-FY'22)	FTE Variance (FY'23-FY'22)
After School Activities									
Dues - Organizational	$1,075	$1,299	$944	$1,480		$1,480	0.00	$0	0.00
Field Trips Transportation	$5,460	$0	$0	$3,600		$3,600	0.00	$0	0.00
Food - Departmental	$0	$0	$0	$85		$85	0.00	$0	0.00
Other General Supplies	$1,514	$500	$622	$1,400		$14,664	0.00	$13,264	0.00
Other Temporary Staff	$0	$6,051	$0	$0	0.00	$0	0.00	$0	0.00
Stipends	$103,146	$123,181	$98,239	$128,804	0.00	$137,582	0.00	$8,778	0.00
Travel - Mileage	$0	$0	$0	$50		$50	0.00	$0	0.00
WHS Student Activity Fees	($60,000)	($38,000)	($24,000)	($19,875)	0.00	$0	0.00	$19,875	0.00
After School Activities Total	**$51,401**	**$93,031**	**$75,805**	**$115,544**	**0.00**	**$157,461**	**0.00**	**$41,917**	**0.00**
Athletics									
Assistant Director	$43,040	$48,946	$59,861	$60,691	0.70	$60,691	0.70	$0	0.00
Athletic Officials Services	$48,166	$31,448	$36,360	$60,082		$60,082	0.00	$0	0.00
Athletic Trips Transportation	$237,833	$152,490	$119,275	$255,771		$294,137	0.00	$38,366	0.00
Director/Department Head	$112,527	$117,126	$120,702	$123,117	0.80	$123,117	0.80	$0	0.00
Dues - Organizational	$19,190	$19,538	$14,065	$20,200		$20,200	0.00	$0	0.00
Electricity	$0	$0	$0	$535		$535	0.00	$0	0.00
Fitness And Athletic Supplies	$77,795	$43,617	$50,899	$76,500		$76,500	0.00	$0	0.00
Gasoline	$218	$395	$169	$1,500		$1,500	0.00	$0	0.00
Other Contractual Services	$12,500	$11,085	$3,625	$13,785		$13,785	0.00	$0	0.00
Other Insurance - Flood	$0	$0	$0	$5,500		$5,500	0.00	$0	0.00
Other Professional Staff	$92,945	$94,750	$70,819	$58,745	1.00	$61,195	1.00	$2,450	0.00
Other Temporary Staff	$518,668	$416,061	$524,500	$557,392	0.00	$557,392	0.00	$0	0.00
Recreational Facilities Rental	$81,017	$136,359	$100,876	$202,756		$223,630	0.00	$20,874	0.00
Secretary	$55,238	$56,792	$57,731	$58,881	1.00	$58,881	1.00	$0	0.00
Software Licences	$725	$1,590	$0	$500		$500	0.00	$0	0.00
Travel - Mileage	$375	$0	$0	$2,500		$2,500	0.00	$0	0.00
Vehicle Use	$51,588	$0	$0	$25,000		$25,000	0.00	$0	0.00
WHS Athletic Fees/Gate Receipts	($466,143)	($354,000)	($452,000)	($457,300)		($475,000)	0.00	($17,700)	0.00
Athletics Total	**$885,682**	**$776,196**	**$706,882**	**$1,066,154**	**3.50**	**$1,110,144**	**3.50**	**$43,990**	**0.00**
Curriculum & Instruction									
Other Contractual Services	$0	$0	$0	$1,500		$1,500	0.00	$0	0.00
Textbooks And Related Software	$0	$0	$0	$2,000		$2,000	0.00	$0	0.00
Curriculum & Instruction Total	**$0**	**$0**	**$0**	**$3,500**		**$3,500**	**0.00**	**$0**	**0.00**
Education Technology									
Computer Supplies	$3,675	$825	$817	$3,675		$3,675	0.00	$0	0.00
Conf/Mtgs - Professional Staff	$0	$615	$50	$615		$615	0.00	$0	0.00
Equipment Maintenance	$542	$325	$0	$543		$3,543	0.00	$3,000	0.00
Instructional Equipment	$0	$219	$0	$0		$0	0.00	$0	0.00
Instructional Materials	$0	$63	$19	$64		$5,064	0.00	$5,000	0.00
Instructional Software	$13,063	$13,063	$9,051	$20,840		$20,840	0.00	$0	0.00
Specialist	$114,662	$116,955	$119,294	$121,680	1.00	$121,680	1.00	$0	0.00
Technology Assistant	$94,742	$129,444	$67,091	$96,122	1.70	$92,075	1.70	($4,047)	0.00
Education Technology Total	**$226,684**	**$261,508**	**$196,322**	**$243,539**	**2.70**	**$247,492**	**2.70**	**$3,953**	**0.00**
English & Language Arts									
Conf/Mtgs - Professional Staff	$938	$1,171	$250	$1,500		$1,500	0.00	$0	0.00
Director/Department Head	$93,505	$97,320	$106,191	$106,397	0.80	$106,397	0.80	$0	0.00
Instructional Materials	$132	$0	$0	$250		$250	0.00	$0	0.00
Periodicals And Newspapers	$0	$0	$0	$1,250		$1,250	0.00	$0	0.00
Teacher	$1,666,804	$1,693,796	$1,784,146	$1,795,136	17.40	$1,877,867	17.40	$82,731	0.00
Textbooks And Related Software	$15,206	$13,868	$15,672	$13,011		$13,011	0.00	$0	0.00
Video Media	$0	$0	$0	$250		$250	0.00	$0	0.00
English & Language Arts Total	**$1,776,585**	**$1,806,157**	**$1,906,259**	**$1,917,794**	**18.20**	**$2,000,525**	**18.20**	**$82,731**	**0.00**
English Language Learners									
Conf/Mtgs - Professional Staff	$0	$359	$0	$350		$350	0.00	$0	0.00
Instructional Materials	$500	$0	$0	$500		$500	0.00	$0	0.00
Teacher	$33,135	$38,907	$1,590	$8,869	0.20	$15,251	0.20	$6,382	0.00
Translation/Interpretting Serv	$7,990	$2,610	$2,408	$0		$0	0.00	$0	0.00
English Language Learners Total	**$41,625**	**$41,876**	**$3,998**	**$9,719**	**0.20**	**$16,101**	**0.20**	**$6,382**	**0.00**

Wellesley High School	FY'19 Expended	FY'20 Expended	FY'21 Expended	FY'22 Adjusted Budget	FY'22 Adjusted Budget FTE	FY'23 Voted Budget	FY'23 Voted FTE	$ Variance (FY'23-FY'22)	FTE Variance (FY'23-FY'22)
Family & Consumer Science									
Conf/Mtgs - Professional Staff	$0	$0	$0	$236		$236	0.00	$0	0.00
Dues - Administrators	$89	$89	$0	$130		$130	0.00	$0	0.00
Dues - Professional Staff	$0	$0	$0	$85		$85	0.00	$0	0.00
Equipment Maintenance	$0	$371	$0	$100		$100	0.00	$0	0.00
Food - Departmental	$3,653	$2,412	$4,389	$4,000		$4,000	0.00	$0	0.00
Instructional Materials	$399	$536	$1,478	$584		$884	0.00	$300	0.00
Periodicals And Newspapers	$109	$147	$0	$255		$255	0.00	$0	0.00
Teacher	$443,309	$455,508	$517,544	$433,576	4.15	$447,061	4.25	$13,485	0.10
Textbooks And Related Software	$3,852	$0	$0	$4,000		$4,000	0.00	$0	0.00
Unapprop/Unassigned	$0	$13,033	$0	$0	0.00	$0	0.00	$0	0.00
Family & Consumer Science Total	**$451,412**	**$472,096**	**$523,411**	**$442,966**	**4.15**	**$456,751**	**4.25**	**$13,785**	**0.10**
Fitness and Health									
Conf/Mtgs - Professional Staff	$700	$450	$198	$625		$625	0.00	$0	0.00
Equipment Maintenance	$3,681	$4,226	$1,599	$4,500		$4,500	0.00	$0	0.00
Fitness And Athletic Supplies	$2,124	$2,073	$3,166	$2,300		$2,300	0.00	$0	0.00
Instructional Materials	$213	$1,188	$303	$250		$250	0.00	$0	0.00
Teacher	$483,419	$514,835	$566,998	$539,779	4.60	$555,030	4.80	$15,251	0.20
Training And Development	$6,161	$3,120	$7,878	$4,950		$6,000	0.00	$1,050	0.00
Uniforms	$3,674	$844	$177	$3,725		$3,725	0.00	$0	0.00
Fitness and Health Total	**$499,972**	**$526,737**	**$580,319**	**$556,129**	**4.60**	**$572,430**	**4.80**	**$16,301**	**0.20**
General Education Services									
Computer Supplies	$0	$0	$0	$22,000		$22,000	0.00	$0	0.00
Conf/Mtgs - Professional Staff	$29	$1,963	$0	$600		$600	0.00	$0	0.00
Copier Supplies	$21,082	$271	$0	$0		$0	0.00	$0	0.00
Equipment Maintenance	$581	$0	$2,547	$7,270		$7,270	0.00	$0	0.00
Field Trips Transportation	$1,340	$1,380	$0	$0		$0	0.00	$0	0.00
Instructional Materials	$0	$627	$0	$0		$0	0.00	$0	0.00
Other General Supplies	$31,516	$40,357	$27,239	$31,524		$31,524	0.00	$0	0.00
Substitute Teacher-Long Term	$44,557	$66	$0	$0	0.00	$0	0.00	$0	0.00
Substitute Teachers-Short Term	$58,032	$49,561	$45,558	$0	0.00	$0	0.00	$0	0.00
General Education Services Total	**$157,136**	**$94,224**	**$75,344**	**$61,394**	**0.00**	**$61,394**	**0.00**	**$0**	**0.00**
Guidance									
Conf/Mtgs - Administrators	$0	$870	$348	$650		$650	0.00	$0	0.00
Conf/Mtgs - Professional Staff	$2,065	$710	$1,058	$3,000		$3,000	0.00	$0	0.00
Counselor/Psychologist	$970,105	$1,031,904	$1,044,693	$1,063,084	10.00	$1,126,018	10.00	$62,934	0.00
Director/Department Head	$121,315	$126,267	$131,421	$139,465	1.00	$139,465	1.00	$0	0.00
Dues - Administrators	$0	$0	$0	$120		$120	0.00	$0	0.00
Dues - Organizational	$25	$25	$520	$600		$600	0.00	$0	0.00
Dues - Professional Staff	$159	$219	$129	$300		$300	0.00	$0	0.00
Food - Departmental	$0	$0	$0	$490		$490	0.00	$0	0.00
Instructional Materials	$4,998	$4,786	$6,141	$5,250		$5,250	0.00	$0	0.00
Office Supplies	$601	$524	$13	$500		$500	0.00	$0	0.00
Other Contractual Services	$2,390	$550	$0	$9,890		$14,890	0.00	$5,000	0.00
Secretary	$53,534	$50,306	$51,136	$55,850	1.00	$57,112	1.00	$1,262	0.00
Teacher	$114,662	$116,955	$119,294	$121,680	1.00	$121,680	1.00	$0	0.00
Guidance Total	**$1,269,854**	**$1,333,117**	**$1,354,753**	**$1,400,879**	**13.00**	**$1,470,075**	**13.00**	**$69,196**	**0.00**
Health and Nursing Services									
Conf/Mtgs - Professional Staff	$50	$50	$0	$375		$375	0.00	$0	0.00
Equipment Maintenance	$73	$0	$0	$90		$90	0.00	$0	0.00
Medical Supplies	$1,551	$1,054	$46	$1,550		$1,550	0.00	$0	0.00
Nurse/Physician	$231,306	$235,676	$238,834	$256,809	2.40	$258,203	2.40	$1,395	0.00
Office Supplies	$0	$0	$0	$50		$50	0.00	$0	0.00
Substitute Other	$0	$210	$0	$0	0.00	$0	0.00	$0	0.00
Health and Nursing Services Total	**$232,980**	**$236,990**	**$238,880**	**$258,874**	**2.40**	**$260,268**	**2.40**	**$1,395**	**0.00**
Industrial Technology									
Conf/Mtgs - Professional Staff	$0	$0	$0	$510		$510	0.00	$0	0.00
Director/Department Head	$58,440	$61,434	$70,814	$66,498	0.50	$66,498	0.50	$0	0.00
Equipment Maintenance	$937	$1,134	$0	$700		$700	0.00	$0	0.00
Instructional Materials	$13,682	$11,403	$17,435	$15,882		$15,882	0.00	$0	0.00

Wellesley High School	FY'19 Expended	FY'20 Expended	FY'21 Expended	FY'22 Adjusted Budget	FY'22 Adjusted Budget FTE	FY'23 Voted Budget	FY'23 Voted FTE	$ Variance (FY'23-FY'22)	FTE Variance (FY'23-FY'22)
Teacher	$90,238	$115,983	$103,505	$105,575	1.00	$108,703	1.00	$3,128	0.00
Industrial Technology Total	**$163,297**	**$189,954**	**$191,754**	**$189,165**	**1.50**	**$192,293**	**1.50**	**$3,128**	**0.00**
Intramural Sports									
Other Temporary Staff	$22,336	$13,744	$0	$24,290	0.00	$24,290	0.00	$0	0.00
Intramural Sports Total	**$22,336**	**$13,744**	**$0**	**$24,290**	**0.00**	**$24,290**	**0.00**	**$0**	**0.00**
Library & Media									
Conf/Mtgs - Professional Staff	$370	$50	$462	$600		$600	0.00	$0	0.00
Copier Supplies	$47	$127	$0	$500		$500	0.00	$0	0.00
Electronic Media	$684	$884	$884	$1,100		$1,100	0.00	$0	0.00
Equipment M&R Supplies	$2,351	$300	$890	$1,700		$1,700	0.00	$0	0.00
Instructional Assistant	$49,483	$55,641	$39,436	$38,661	1.50	$40,178	1.50	$1,517	0.00
Librarian	$111,892	$124,638	$132,433	$140,706	1.50	$161,820	1.70	$21,114	0.20
On-Line Databases/Subscription	$17,202	$17,612	$17,374	$15,000		$15,000	0.00	$0	0.00
Other Library Supplies	$0	$461	$393	$850		$850	0.00	$0	0.00
Print Resources	$10,670	$12,576	$12,053	$12,500		$12,500	0.00	$0	0.00
Library & Media Total	**$192,698**	**$212,290**	**$203,925**	**$211,617**	**3.00**	**$234,248**	**3.20**	**$22,630**	**0.20**
Literacy									
Teacher	$130,112	$115,089	$127,176	$217,197	2.00	$221,509	2.00	$4,312	0.00
Literacy Total	**$130,112**	**$115,089**	**$127,176**	**$217,197**	**2.00**	**$221,509**	**2.00**	**$4,312**	**0.00**
Maintenance and Operations									
Scheduled Non-Program Overtime	$18,299	$7,959	$10,225	$0	0.00	$0	0.00	$0	0.00
Maintenance and Operations Total	**$18,299**	**$7,959**	**$10,225**	**$0**	**0.00**	**$0**	**0.00**	**$0**	**0.00**
Mathematics									
Director/Department Head	$99,267	$102,266	$104,310	$107,450	0.80	$107,450	0.80	$0	0.00
Paraprofessional	$36,255	$37,133	$32,142	$37,601	1.00	$37,601	1.00	$0	0.00
Teacher	$1,754,907	$1,750,742	$2,039,482	$1,842,217	18.80	$1,884,009	18.80	$41,792	0.00
Textbooks And Related Software	$2,884	$1,065	$2,574	$5,606		$5,606	0.00	$0	0.00
Mathematics Total	**$1,900,046**	**$1,891,205**	**$2,178,508**	**$1,992,874**	**20.60**	**$2,034,666**	**20.60**	**$41,792**	**0.00**
Network / Computer Technology									
Computer Equipment Maintenance	$42,222	$37,744	$38,894	$41,228		$41,228	0.00	$0	0.00
Computers M&R Supplies	$5,297	$6,864	$9,781	$12,017		$12,017	0.00	$0	0.00
Information Technology Serv	$24,801	$19,662	$25,988	$26,605		$26,605	0.00	$0	0.00
Other Communications Services	$13,248	$7,203	$7,097	$5,000		$5,000	0.00	$0	0.00
Training And Development	$499	$0	$0	$1,436		$1,436	0.00	$0	0.00
Network / Computer Technology Total	**$86,067**	**$71,473**	**$81,760**	**$86,286**		**$86,286**	**0.00**	**$0**	**0.00**
Office of the Principal									
Attendant	$90,038	$94,785	$72,160	$105,515	2.81	$108,023	2.81	$2,508	0.00
Conf/Mtgs - Administrators	$0	$1,074	$349	$2,600		$2,600	0.00	$0	0.00
Dues - Administrators	$10,648	$5,615	$5,315	$6,000		$6,000	0.00	$0	0.00
Food - Departmental	$0	$0	$0	$1,000		$1,000	0.00	$0	0.00
Graduation Expenses	$19,868	$5,429	$24,623	$20,000		$20,000	0.00	$0	0.00
Office Supplies	$1,804	$2,435	$263	$750		$750	0.00	$0	0.00
Other Contractual Services	$11,050	$9,830	$13,077	$15,625		$15,625	0.00	$0	0.00
Other General Supplies	$3,184	$5,455	$3,224	$2,800		$2,800	0.00	$0	0.00
Other Support Staff	$0	$62,976	$142,827	$158,362	2.31	$205,052	2.31	$46,689	0.00
Other Temporary Staff	$2,200	$0	$1,156	$5,164	0.00	$5,164	0.00	$0	0.00
Postage	$7,101	$2,607	$2,000	$7,500		$7,500	0.00	$0	0.00
Principal/Assistant Principal	$548,774	$569,741	$572,862	$591,271	4.00	$599,452	4.00	$8,181	0.00
Secretary	$261,481	$292,228	$297,223	$288,761	5.39	$295,418	5.39	$6,657	0.00
Stipends	$0	$6,797	$0	$0	0.00	$0	0.00	$0	0.00
WHS Parking Fees Offset	($35,000)	($9,750)	($20,000)	($35,000)	0.00	($35,000)	0.00	$0	0.00
Office of the Principal Total	**$923,906**	**$1,049,222**	**$1,115,079**	**$1,170,349**	**14.51**	**$1,234,384**	**14.51**	**$64,035**	**0.00**
Performing Arts									
Auditorium Maintenance	$7,233	$5,900	$8,372	$8,000		$8,000	0.00	$0	0.00
Conf/Mtgs - Professional Staff	$400	$649	$0	$400		$400	0.00	$0	0.00
Dues - Professional Staff	$179	$590	$534	$500		$500	0.00	$0	0.00
Equipment Maintenance	$4,371	$3,178	$1,957	$4,000		$4,000	0.00	$0	0.00

Wellesley High School	FY'19 Expended	FY'20 Expended	FY'21 Expended	FY'22 Adjusted Budget	FY'22 Adjusted Budget FTE	FY'23 Voted Budget	FY'23 Voted FTE	$ Variance (FY'23-FY'22)	FTE Variance (FY'23-FY'22)
Instructional Materials	$6,418	$2,266	$5,003	$5,500		$5,500	0.00	$0	0.00
Paraprofessional	$37,857	$37,516	$38,341	$39,564	1.00	$39,564	1.00	$0	0.00
Teacher	$433,447	$436,426	$445,149	$457,080	4.00	$476,307	4.20	$19,227	0.20
Technician	$18,299	$26,086	$33,524	$19,038	0.30	$20,392	0.30	$1,353	0.00
WHS Perf. Arts Instrument Offset	($8,000)	($8,000)	$0	$0		$0	0.00	$0	0.00
WHS Perf. Arts PD Offset	($5,000)	($5,000)	$0	$0		$0	0.00	$0	0.00
Performing Arts Total	**$495,203**	**$499,612**	**$532,880**	**$534,082**	**5.30**	**$554,662**	**5.50**	**$20,580**	**0.20**
Science									
Computer Supplies	$581	$273	$1,150	$581		$581	0.00	$0	0.00
Conf/Mtgs - Professional Staff	$1,054	$0	$2,580	$2,000		$2,000	0.00	$0	0.00
Director/Department Head	$58,440	$61,434	$70,814	$66,498	0.50	$66,498	0.50	$0	0.00
Equipment Maintenance	$1,647	$4,421	$0	$2,500		$2,500	0.00	$0	0.00
Instructional Materials	$38,415	$33,873	$28,560	$32,998		$32,998	0.00	$0	0.00
Teacher	$1,806,093	$1,819,017	$1,920,331	$2,016,791	20.00	$2,064,880	20.00	$48,089	0.00
Textbooks And Related Software	$8,439	$2,641	$7,702	$16,000		$16,000	0.00	$0	0.00
Science Total	**$1,914,669**	**$1,921,659**	**$2,031,137**	**$2,137,368**	**20.50**	**$2,185,457**	**20.50**	**$48,089**	**0.00**
Social Studies									
Computer Supplies	$495	$350	$0	$600		$600	0.00	$0	0.00
Conf/Mtgs - Professional Staff	$0	$0	$1,750	$750		$750	0.00	$0	0.00
Director/Department Head	$101,673	$103,659	$105,731	$107,846	0.80	$107,846	0.80	$0	0.00
Instructional Materials	$3,455	$4,265	$7,895	$4,750		$4,750	0.00	$0	0.00
Periodicals And Newspapers	$0	$0	$0	$125		$125	0.00	$0	0.00
Teacher	$1,455,037	$1,423,720	$1,511,203	$1,560,803	15.60	$1,599,469	15.60	$38,665	0.00
Textbooks And Related Software	$5,822	$4,712	$0	$4,230		$4,230	0.00	$0	0.00
Social Studies Total	**$1,566,481**	**$1,536,706**	**$1,626,579**	**$1,679,104**	**16.40**	**$1,717,769**	**16.40**	**$38,665**	**0.00**
Spec. Ed. Inclusion									
Instructional Assistant	$184,712	$228,785	$220,516	$277,856	10.00	$289,490	10.00	$11,634	0.00
Instructional Materials	$5,286	$236	$3,933	$4,100		$4,100	0.00	$0	0.00
Other Professional Services	$59,451	$11,640	$8,091	$12,000		$12,000	0.00	$0	0.00
Other Temporary Staff	$32,340	$15,923	$2,518	$44,966	0.00	$44,966	0.00	$0	0.00
Paraprofessional	$207,952	$185,103	$276,719	$244,032	6.92	$264,313	6.92	$20,281	0.00
Teacher	$567,034	$593,894	$626,606	$625,494	7.00	$633,963	7.00	$8,469	0.00
WHS Special Education Tuition Offset	($90,000)	($44,951)	($150,000)	($95,970)		($95,970)	0.00	$0	0.00
Spec. Ed. Inclusion Total	**$966,775**	**$990,629**	**$988,383**	**$1,112,478**	**23.92**	**$1,152,862**	**23.92**	**$40,384**	**0.00**
Spec. Ed. Services									
Adjmnt Counselor/Social Worker	$96,981	$101,476	$104,142	$106,295	1.00	$106,295	1.00	$0	0.00
Computer Supplies	$0	$175	$0	$0		$0	0.00	$0	0.00
Conf/Mtgs - Administrators	$0	$165	$1,226	$2,919		$2,919	0.00	$0	0.00
Conf/Mtgs - Professional Staff	$2,054	$2,927	$1,060	$5,838		$5,838	0.00	$0	0.00
Counselor/Psychologist	$419,363	$446,004	$468,908	$435,758	5.00	$453,915	5.00	$18,157	0.00
Director/Department Head	$148,095	$129,288	$134,566	$142,801	1.00	$142,801	1.00	$0	0.00
Instructional Assistant	$489,160	$383,838	$219,464	$230,537	8.00	$234,924	8.00	$4,387	0.00
Instructional Materials	$5,146	$1,007	$3,569	$11,168		$11,168	0.00	$0	0.00
Office Supplies	$457	$321	$117	$320		$320	0.00	$0	0.00
Paraprofessional	$16,633	$29,945	$0	$0	0.00	$0	0.00	$0	0.00
Pupil Tutoring Services	$3,906	$962	$3,000	$4,500		$4,500	0.00	$0	0.00
Secretary	$46,337	$48,032	$49,125	$46,246	0.93	$54,461	0.93	$8,215	0.00
Special Education Team Chair	$112,988	$115,247	$117,552	$200,302	2.00	$200,302	2.00	$0	0.00
Teacher	$844,610	$887,926	$942,184	$915,589	10.20	$939,434	10.20	$23,845	0.00
Testing Protocols	$2,815	$12,018	$9,938	$6,543		$6,543	0.00	$0	0.00
Therapist	$160,573	$255,707	$289,227	$232,763	2.30	$239,927	2.30	$7,164	0.00
Tutor	$1,855	$0	$4,797	$0	0.00	$0	0.00	$0	0.00
Workshops	$3,677	$5,111	$0	$0	0.00	$0	0.00	$0	0.00
Spec. Ed. Services Total	**$2,355,416**	**$2,420,150**	**$2,348,875**	**$2,341,578**	**30.43**	**$2,403,347**	**30.43**	**$61,768**	**0.00**
Video Production									
Equipment Maintenance	$0	$735	$0	$1,000		$1,000	0.00	$0	0.00
Instructional Materials	$0	$9	$1,497	$502		$502	0.00	$0	0.00
Teacher	$155,861	$161,442	$167,218	$134,587	1.30	$135,796	1.30	$1,209	0.00
Video Production Total	**$155,861**	**$162,186**	**$168,715**	**$136,089**	**1.30**	**$137,298**	**1.30**	**$1,209**	**0.00**

Wellesley High School	FY'19 Expended	FY'20 Expended	FY'21 Expended	FY'22 Adjusted Budget	FY'22 Adjusted Budget FTE	FY'23 Voted Budget	FY'23 Voted FTE	$ Variance (FY'23-FY'22)	FTE Variance (FY'23-FY'22)
Visual Art									
Computer Supplies	$2,700	$0	$0	$2,700		$2,700	0.00	$0	0.00
Conf/Mtgs - Professional Staff	$525	$230	$150	$1,500		$1,500	0.00	$0	0.00
Equipment Maintenance	$2,133	$3,980	$2,567	$2,975		$2,975	0.00	$0	0.00
Instructional Materials	$58,677	$55,456	$55,845	$73,143		$73,143	0.00	$0	0.00
Instructional Software	$2,421	$3,114	$3,152	$4,000		$4,000	0.00	$0	0.00
Other Contractual Services	$0	$0	$0	$300		$300	0.00	$0	0.00
Registration Costs	$1,675	$1,417	$1,103	$1,900		$1,900	0.00	$0	0.00
Teacher	$685,180	$563,778	$612,543	$609,969	5.50	$626,172	5.50	$16,203	0.00
WHS Art Fees Offset	($43,000)	($34,000)	($35,000)	($26,250)		$0	0.00	$26,250	0.00
Visual Art Total	**$710,311**	**$593,975**	**$640,360**	**$670,237**	**5.50**	**$712,690**	**5.50**	**$42,453**	**0.00**
World Languages									
Conf/Mtgs - Administrators	$1,139	$0	$0	$150		$150	0.00	$0	0.00
Conf/Mtgs - Professional Staff	$1,675	$0	$100	$3,250		$3,250	0.00	$0	0.00
Director/Department Head	$49,634	$50,626	$51,639	$53,198	0.40	$53,198	0.40	$0	0.00
Dues - Administrators	$65	$65	$285	$310		$310	0.00	$0	0.00
Equipment Maintenance	$735	$2,500	$2,500	$2,500		$2,500	0.00	$0	0.00
Instructional Materials	$9,191	$4,798	$2,793	$12,500		$12,500	0.00	$0	0.00
Paraprofessional	$35,782	$37,351	$37,711	$23,902	0.63	$23,902	0.63	$0	0.00
Teacher	$1,406,885	$1,441,630	$1,411,876	$1,539,207	13.80	$1,558,223	13.80	$19,016	0.00
Textbooks And Related Software	$487	$2,021	$1,469	$0		$0	0.00	$0	0.00
World Languages Total	**$1,505,594**	**$1,538,991**	**$1,508,373**	**$1,635,017**	**14.83**	**$1,654,033**	**14.83**	**$19,016**	**0.00**
FY'23 Wellesley High School Total	**$18,700,402**	**$18,856,777**	**$19,415,702**	**$20,214,223**	**208.54**	**$20,901,934**	**209.24**	**$687,711**	**0.70**

Wellesley Public Schools – District

Contact Information:

Superintendent: Dr. David Lussier
Assistant Superintendents:
Sandra A. Trach, Teaching/Learning
Cynthia D. Mahr, Finance/Operations
Diversity, Equity & Inclusion: Dr. Charmie Curry
Human Resources: Monica Visco
Student Services: Sarah Orlov
40 Kingsbury Street
Telephone: 781-446-6210

Overview:

The Wellesley Public Schools (WPS) exist to provide a high quality, comprehensive educational experience that supports each student's academic, social, and emotional development and prepares them to be global citizens who are college, career, and life ready.

Recent Accomplishments:

- Focus on high expectations teaching and developing a multi tiered systems of support through professional development.
- Increased student supports through the expansion of School Adjustment Counselors pk-12 to support students in the pandemic recovery.
- Continued collaboration with School Building Committee, Permanent Building Committee, School Committee and Select Board on the Hunnewell and Hardy Building projects.
- Collaborated with the Facilities Management Department (FMD) to complete the Middle School Building Systems and Paving projects.
- Collaborated with the Hunnewell community around the planned implementation of swing space.
- Continued Equity Facilitators in buildings to participate in professional learning on diversity, equity, and inclusion to lead this work in schools.
- Continued district focus on Diversity, Equity, and Inclusion (DE&I) and Project Based Learning (PBL).
- Collaborated with Wellesley Education Fountation (WEF) to award grants for curriculum/district work and projects for the 2021-2022 school year.
- Continued development of the 2022-2027 Strategic Plan based on the Profile of a Graduate work.

Enrollment History:

	SY'2019-2020 Actual (10/1/19)	SY'2020-2021 Actual (10/1/20)	SY'2021-2022 Actual (10/1/21)	SY'2022-2023 Projected (10/1/22)
Pre-School	99	67	94	100
Elementary (K-5)	2,094	1,810	1,782	1,707
Middle (6-8)	1,165	1,089	1,008	941
High (9-12)	1,499	1,463	1,396	1,412
Total	4,857	4,429	4,280	4,160

District Level Spending related to Diversity, Equity, and Inclusion:

The district is committed to supporting our equity work through ongoing collaboration among all departments. Like other district work, we begin by defining the work. Once defined, we review the appropriate individuals to collaborate and identify appropriate funding sources. Funding sources could include general funds, current or sought grants, Wellesley Education Foundation (WEF) funds, private donations, etc. We explore all options to determine the appropriate source. This work is often across multiple areas of work. Below are a few examples:

Strategic Plan / Idea Generation	
Purpose:	Positions Involved
Professional Development	• Assistant Superintendent of Teaching and Learning • Director of Professional Development • Director of Diversity, Equity, and Inclusion
Recruitment/Retention	• Director of Human Resources • Hiring Manager • Supervisor • Director of Diversity, Equity, and Inclusion
Curriculum Materials	• Assistant Superintendent of Teaching and Learning • Director of Diversity, Equity, and Inclusion • Principals • Department Heads and Directors
Policy Review	• Superintendent • Central Office Administrator (as appropriate) • School Committee • Director of Diversity, Equity, and Inclusion

Our equity work, and related costs, are embedded in all aspects of the work. With a desire to increase transparency about our work, we have identified district-level costs and the corresponding funding source. To develop this list, it is important to note that equity often overlaps with social-emotional learning; high expectation teaching; and other aspects of our work. The district has identified those expenses that are most closely aligned to our equity work.

Salaries and Other Compensation:

Our equity work is a shared responsibility of all employees and is led by the Director of Diversity, Equity, and Inclusion (DE&I). The Director of DE&I supervises the METCO program. METCO is primarily funded through a state grant with a FY'22 award amount of $1,195,780. In addition to covering transportation costs, the state grant funds key positions to support the METCO program. Below is a summary of DEI and METCO salary data:

Fiscal Year	Position Title	FTE	Funding Source	Salary
2020 Actual	All Positions	7.93	General/Grant Funds	$579,441[1]
2021 Actual	All Positions	10.00	General/Grant Funds	$608,696
2022 Budget	All Positions	10.00	General/Grant Funds	$687,840
2023 Budget	All Positions	10.00	General/Grant Funds	$719,989

[1] Budget based on a 12-month salary.

FY'23 salary adjustments are not yet known. All collective bargaining agreements expire at the end of school year 2021-2022 and non-union salary amounts are voted by the School Committee in late June.

A FY'23 budget request included increasing the number of METCO Instructional Coordinators at the High School from 0.50 FTE to 1.5 FTEs. During the budget development phase, the state announced an increase in the METCO grant for FY'22. With this unexpected increase, the district was able to move forward immediately with the requested staff increase. The variation of salaries year-to-year are a result of a change in staff. In addition to the salaries of key members of the staff, there are several individuals who receive a stipend to carry out building based professional development. These expenses are listed below under stipends.

Embedded Professional Development:
The school year for students is 180 days while professional staff work 184 days. The additional four (4) days include two days before school begins; one (1) full professional development day in November; and the day after school ends. Additional professional development time is identified throughout the year and includes after school time and early release Wednesdays which are divided between teacher directed and district directed work. Since a teacher's salary is based on 184 workdays, the information below represents those costs associated with dedicated professional development time on our equity work:

Fiscal Year	Topic	Hours	Funding Source	Dedicated Time Costs
2020 Actual	DEI, Dena Simmons	5 Hours[2]	All salary accounts	$250,435
2021 Actual	DEI	2 Hours[3]	All salary accounts	$105,300
2022 Budget	DEI, Zaretta Hammond	17 Hours[4]	All salary accounts	$898,187
2023 Budget	DEI	Hours TBD	All salary accounts	TBD

In fiscal year 2022, the district expanded the embedded professional development time dedicated to our equity and excellence work through seven (7) early release Wednesdays and the November Professional Development Day. Decisions about professional development for FY23 will be made through the district planning that will occur throughout the spring and summer 2022.

Stipends:
A common practice in education is to provide stipends for work conducted beyond the school day. These stipends include before and after school supervision, clubs, and activities, etc. Although most stipends are part of the collective bargaining agreement, some stipends are outside of the contract. Often a stipend begins outside of the contract and are added into the contract over time. Adding stipends to the contract requires negotiations with the Wellesley Educators Association (WEA). Below is a sampling of related stipends:

Fiscal Year	Stipend	Funding Source	Stipend Amount	Total
2020 Actual	METCO Late Day (Elem.)	General Fund	$7,280	
	SEED[5] (WMS)	General Fund	$1,239	
	United Scholars Coordinator (WHS)	General Fund	$2,112	
	Young Ethnic Scholars (YES) (WHS)	General Fund	$1,273	$11,904

[2] This includes the 12/4/20 systemwide release and the 2/5/20 discussion with Dena Simmons.
[3] This includes the 11/30/20 professional development day (portion related to DEI).
[4] This includes 9/29/21, 11/3/21, 12/15/21, 3/9/22, 4/6/22, 5/18/22, and 6/9/22 systemwide release time. In addition, the morning of the professional development day with Zaretta Hammond is included.
[5] SEED = Social and Emotional Educational Development.

Fiscal Year	Stipend	Funding Source	Stipend Amount	Total
2021 Actual	METCO Late Day (Elem.)	General Fund	$7,420	
	SEED (WMS)	General Fund	$1,264	
	United Scholars Coordinator (WHS)	General Fund	$2,164	
	Young Ethnic Scholars (YES) (WHS)	General Fund	$1,273	
	Equity Facilitators[6]	Title IIA	$13,010	$25,131
2022 Budget[7]	METCO Late Day (Elem.)	General Fund	$7,574	
	SEED (WMS)	General Fund	$1,289	
	United Scholars Coordinator (WHS)	General Fund	$2,208	
	Young Ethnic Scholars (YES) (WHS)	General Fund	$1,273	
	Equity Facilitators[8]	Title IIA (CFWD)	$13,010	
	Student Advisory Council	Title IIA (CFWD)	$2,578	$27,932
2023 Budget[9]	METCO Late Day (Elem.)	General Fund	$7,574	
	SEED (WMS)	General Fund	$1,289	
	United Scholars Coordinator (WHS)	General Fund	$2,208	
	Young Ethnic Scholars (YES) (WHS)	General Fund	$1,273	
	Equity Facilitators[10]	General/Grant Fund	$13,010	
	Student Advisory Council	General/Grant Fund	$2,578	$27,932

Professional Development (Training, Recruitment, and Development):
Professional development provides the opportunity of staff to learn and apply new knowledge and skills to their practice. Professional development can be obtained through a variety of means: conference attendance, speakers, courses, etc. Below is a compilation of professional development costs:

Fiscal Year	Type of Prof. Dev.	Funding Source	Amount	Total
2020 Actual	IDEAS[11] Course	General Fund	$13,248	
	Anti-Racism Course	General Fund	$1,250	
	Dena Simmons (Speaker)	General Fund	$2,000	
	Achievement Gap Task Force Consult.	General Fund	$1,975	
	Diversity Seminar	SfSS Grant	$1,250	
	Racial Identity Session	SfSS Grant	$7,000	
	Racial Equity Training	WEF	$18,500	
	Equity Literacy Workshop	SfSS Grant	$3,500	
	Recruitment	General Fund	$6,624	
	Panorama Survey	SfSS Grant	$9,050	$64,397
2021 Actual	IDEAS Course	General Fund	$29,811	
	IDEAS Course	Title IIA Grant	$2,500	
	Kwame Sarfo-Mensah Speaker	General Fund	$14,000	
	Advanced Racial Equity Training	General Fund	$1,069	
	Asian American Consultant	General Fund	$1,000	
	Asian American Consultant	SfSS Grant	$2,000	
	Listening Session	SfSS Grant	$1,500	

[6] In FY'21, not all Equity Facilitator positions were filled; this represents the budgeted amount.
[7] FY'22 includes committed funds through November 30, 2021.
[8] In FY'22, not all Equity Facilitator positions were filled; this represents the budgeted amount.
[9] FY'23 salary adjustments are not yet known. All collective bargaining agreements expire at the end of school year 2021-2022.
[10] In FY'22, not all Equity Facilitator positions were filled; this represents the budgeted amount.
[11] IDEAS stands for Initiatives for Developing Equity and Achievement for Students, a required course for new hires.

Fiscal Year	Type of Prof. Dev.	Funding Source	Amount	Total
	Recruitment	General Fund	$2,249	
	Panorama Surveys	SfSS	$18,320	$72,449
2022 Budget[12]	Equity Workshop	General Fund	$4,000	
	Equity Literacy Institute	WEF	$3,457	
	Isabel Wilkerson, Speaker (Caste Book)	WEF	$25,000	
	Universal Design (UDL) Training	Spec. Ed. Grant	$2,000	
	High Expectations Teaching	Spec. Ed. Grant	$33,400	
	Response to Intervention (RtI)	Spec. Ed. Grant	$28,800	
	OPTIC Calibration/Access	Spec. Ed. Grant	$2,850	
	OPTIC Calibration/Access	General Fund	$1,150	
	IDEAS Course	General Fund	$26,375	
	Recruitment	General Fund	$2,533	
	Panorama Surveys	Spec. Ed. Grant	$930	
	METCO Directors Conference	General Fund	$1,300	$131,795
2023 Budget	Speakers	WEF	$40,000	
	High Expectations Teaching	WEF	$15,000	
	Response to Intervention (RtI)	Spec. Ed. Grant	$30,000	
	OPTIC Calibration/Access	General/Grant Fund	$3,000	
	IDEAS Course	General Fund	$30,000	
	Recruitment/Retention	General Fund	$15,000	
	Panorama Surveys	General/Grant Fund	$19,250	
	METCO Directors Conference	General/Grant Fund	$2,500	
	Equity Literacy Institute	General/Grant Fund	$5,000	$159,750

In school year 2021-2022, the district will participate in the Massachusetts Department of Elementary and Secondary Education's Teacher Diversification Professional Learning Community (TDPLC). Through participation in the TDPLC Wellesley will focus on a range of components that are critical for a strategic approach to the recruitment, selection, and retention of staff of color. Embedded in the theory of action referenced above are several guiding principles that will ground the work of the TDPLC[13].

Vision: Designing an effective strategy to diversify the teacher workforce must be grounded in a clear vision of "why" a more diverse teacher workforce is connected to equity for students, particularly students of color.

Cultural Proficiency: Reaching the goals of a talent diversification strategy requires the ongoing work, across school and district staff, toward cultural proficiency.

Data: The diversification strategy must be based in a range of qualitative and quantitative data sources including stakeholder experience data.

Continuous Improvement: Effective talent practices are not stagnant and can always be improved; the strategy should reflect systems and structures that allow for ongoing data review, reflection, and refinements.

[12] FY'22 includes committed funds through November 30, 2021.
[13] The TDPLC description is copied from: https://www.doe.mass.edu/csi/diverse-workforce/community.html

Books and Instructional Materials:
A key aspect of life-long learning is continuous reading. The district invests in materials related to our professional development to enhance and expand our learning. Below is a compilation of books and instructional materials purchased to support our equity and excellence work:

Fiscal Year	Type of Materials	Funding Source	Amount	Total
2020 Actual	Professional Literature Books	General Fund	$3,532	
	Professional Literature Books	SfSS Grant	$2,500	$6,032
2021 Actual	Professional Literature Books	General Fund	$8,449	
	Professional Literature Books	WEF	$4,053	
	Professional Literature Books	LEAP Grant	$1,680	
	Professional Literature Books	SfSS Grant	$3,245	$17,427
2022 Budget[14]	Professional Literature Books	General Fund	$19,484	$19,484
2023 Budget	Professional Literature Books	General Fund	$7,500	$7,500

In summary, the district level information provides an insight into the sources and types of expenses that support our equity and excellence work over the past three years and estimated for next year. A summary of these expenses is listed below:

Category	FY'20 Actual	FY'21 Actual	FY'22 Budget	FY'23 Budget
Salaries	$579,441	$608,696	$687,840	$719,989
Embedded Professional Dev.	$250,435	$105,300	$898,187	TBD
Stipends	$11,904	$25,131	$27,932	$27,932
Professional Development	$64,397	$72,449	$131,795	$159,750
Books and Instructional Mat.	$6,032	$17,427	$19,484	$7,500
Total:	**$912,209**	**$829,003**	**$1,765,238**	**$915,171 + TBD**

The expenses detailed above represent central office/district level expenses. Other expenses related to supplies, materials and conferences exist throughout the district and are not included above. Documenting expenses related to any program is challenging. How does one define "equity expenses" separate from high expectations teaching, 21st century teaching and learning and/or social emotional learning? Our work is, by its nature, integrated. No one department is independent from the other regardless of whether a budget exists as a stand-alone entity or woven across all departments. In addition, few departments are solely funded through a single source; most departments use multiple funding sources to achieve the goals all of which start with collaborative conversations.

Significant Changes to the FY'22 Adjusted Budget by Category:
Changes to the FY'22 Adjusted Budget are divided into three categories:

> **Level Service:** a budget that supports providing the same standard of service as in the prior fiscal year. Under this definition, line items would increase or decrease depending on changes in need, such as enrollment increases or decreases or contract changes, but not to provide a higher level of service to meet existing needs.

[14] FY'22 includes committed funds through November 30, 2021.

Strategic Priorities: a budget that supports one of the three strategies of the district's current priorities:

1.) Focus on every child, in every classroom, every day
2.) Invest in our educators
3.) Provide broad-based learning opportunities as part of a world-class public-school system

Other Critical Needs: a budget that supports additional changes not reflected in Level Service or Strategic Plan that are critical to the district's operation.

Level Service (Salary and Other Compensation):

School	Salary and Other Compensation Changes	FTE	Cost	Benefits
District	Student Activity Stipends (Base Salary)	0.00	$3,736	$0
District	Base Level Personnel Changes (Steps, Leaves, Late Starts)	0.00	$149,583	$0
District	Anticipated Lane Changes	0.00	$250,000	$0
District	Salary Reserve	0.00	$1,664,886	$0
District	Turnover Savings	0.00	($650,000)	$0
District	Day-to-Day and Professional Development Substitutes	0.00	($343,233)	$0
District	Long Term Substitutes	0.00	($59,824)	$0
District	Long Term Substitutes (11 Permanent Substitutes)	11.00	$346,500	$82,500
District	District Wide Support Staff Substitutes	0.00	($18,420)	$0
District	Professional Development Substitutes	0.00	($36,324)	$0
District	Faculty Move Days	0.00	$20,808	$0
District	Special Education Workshops (Safety Care)	0.00	($32,100)	$0
District	Special Education Support Staff Substitutes	0.00	($22,867)	$0
District	Special Education Daily Substitutes	0.00	($26,212)	$0
District	Extended School Year	0.00	$12,930	$0
Sub-Total		**11.00**	**$1,259,463**	**$82,500**

Anticipated Lane Changes (0.00 FTE)
Wellesley Teachers and Nurses who are represented in the Unit A may notify the district by November 1st each year of their intent to move to a higher educational level (Bachelors to Masters, Masters to Masters +30, Masters +30 to Masters +60/Doctorate). Educators then have a full year to finish the necessary courses and submit the transcripts to Human Resources for approval. Since not all educators are able to complete the course requirements prior to the deadline, the district has budgeted for approximately 40 staff members at an average cost of $6,195 per educator. We received notification from 50 educators.

Salary Reserve (0.00 FTE)
A salary reserve is included for positions not covered by a collective bargaining agreement and for the anticipated successor agreements for the five (5) collective bargaining agreements. A reserve is set aside in the amount anticipated for salary increases.

Turnover Savings (0.00 FTE)
Turnover savings is the amount of money saved when budgeted positions turnover and the position is filled with a less experienced employee that results in a cost savings. Most of the turnover is related to Teaching Assistants and Paraprofessionals who have obtained a teacher position in Wellesley or another community. Faculty and staff who take a full year leave of absence are also included in this calculation. Based on our recent turnover experience and related savings, the budget includes a turnover savings amount of $650K.

Building Based Permanent Substitutes (11.00 FTE)
With the difficulty of filling day-to-day substitute positions, we propose hiring eleven (11) permanent substitutes. These substitutes would be assigned to schools with the greatest need based on a review of historical absences at the end of school year 2021-2022. The costs of these positions, including the first year of health benefits, is covered by the FY'22 budgeted amount – no additional funds are needed to implement this change. The Director of Human Resources would oversee the assignment of the permanent substitutes.

Faculty Move Days (0.00 FTE)
As part of the Unit A contract, members are paid up to three six-hour days to move. A move includes changing classrooms in the same building and/or moving to a different building. With the number of moves anticipated with the need to relocate summer programs and the Hunnewell building project, the budget includes an increase in the budget.

Safety Care Training / Recertification (0.00 FTE)
All Special Education Teaching Assistants and Paraprofessionals are required to attend Safety Care Training. With the return to in-person learning, the district has completed training of all staff. The budget for FY'23 reflects the annual need going forward.

Level Service (Expense):

School	Program / Expense Description	Cost
District	Elementary World Language: Reduction of Instructional Materials	($3,000)
District	Elementary World Language: ACTFL Conference (Boston 2022) (One Time)	$3,000
District	Elementary Social Studies: Newsela Subscription	$4,900
District	Elementary Literacy: mClass Dibels 8 (Fluency Software)	$25,605
District	Health Portal	$2,030
District	In-Town Busing (New Contract)	$152,341
District	Optional Busing Fees	($8,200)
District	Vehicle Replacement (Tax Exempt Lease Purchase – TELP)	($28,520)
District	Communication Systems	$5,315

District	Vehicle Tires	($1,000)
District	Vehicle Parts	($500)
District	License Agreement Rate Increase (Launch Program)	$12,963
District	Out-of-District Transportation	$20,987
District	Out-of-State Tuition	($18,438)
District	Collaborative Tuition	($33,525)
District	Professional Services	($4,450)
District	Private Placement Tuition	$163,093
District	Residential Placement Tuition	($545,347)
District	Circuit Breaker Reimbursement	$119,295
Sub-Total		**($133,451)**

Strategic Plan (Salary and Other Compensation):

School	Salary and Other Compensation Changes	FTE	Cost	Benefits
District	Bates Math Paraprofessional (Eliminate Position)	(0.60)	($20,470)	($7,500)
District	Fiske Math Paraprofessional (Eliminate Position)	(0.70)	($23,882)	$0
District	Hardy Math Paraprofessional (Eliminate Position)	(0.60)	($20,470)	($7,500)
District	Sprague Math Paraprofessional (Eliminate Position)	(0.80)	($27,294)	$0
District	Schofield Math Paraprofessional (Eliminate Position)	(0.80)	($27,294)	($7,500)
District	Upham Math Paraprofessional (Eliminate Position)	(0.40)	($13,647)	$0
Sub-Total		**(3.90)**	**($133,058)**	**($22,500)**

Math Paraprofessional (-3.90 FTE)
The Elementary Math Paraprofessional (Unit C) positions would be eliminated and replaced with an Elementary Math Specialist (Unit A).

Strategic Plan (Expenses):

School	Program / Expense Description	Cost
District	Optional Busing Fees: Reduce Fee to $500 from $521	$17,850
Sub-Total		**$17,850**

Other Critical Needs (Salary and Other Compensation):
No recommended changes in FY'23.

Other Critical Needs (Expenses):
No recommended changes in FY'23.

Summary of Changes to FY'22 Adjusted Budget:

School	Category	FTE	Cost	Benefits
District	Level Service	11.00	$1,126,405	$82,500
District	Strategic Plan	(3.90)	($115,601)	($22,500)
District	Other Critical Needs	0.00	$0	$0
Total		**7.10**	**$1,010,804**	**$60,000**

Swing Space:

School	Category	FTE	Cost	Benefits
District	Hunnewell Math Paraprofessional (Eliminate Position)	(0.60)	($22,556)	$0
Total		**(0.60)**	**($22,556)**	**$0**

Math Paraprofessional (-0.60 FTE)
The Elementary Math Paraprofessional (Unit C) positions would be eliminated and replaced with an Elementary Math Specialist (Unit A).

Summary of Changes to Districtwide

School	Category	FTE	Cost	Benefits
District	Salary and Other Compensation	6.50	$1,103,849	$60,000
District	Expenses	0.00	($115,601)	$0
Total		**6.50**	**$988,248**	**$60,000**

District Level	FY'19 Expended	FY'20 Expended	FY'21 Expended	FY'22 Adjusted Budget	FY'22 Adjusted Budget	FY'23 Voted Budget	FY'23 Voted FTE	$ Variance (FY'23-FY'22)	FTE Variance (FY'23-FY'22)
Community Services									
Scheduled Overtime	$195	$0	$0	$15,300	0.00	$15,300	0.00	$0	0.00
Community Services Total	**$195**	**$0**	**$0**	**$15,300**	**0.00**	**$15,300**	**0.00**	**$0**	**0.00**
Curriculum & Instruction									
Conf/Mtgs - Administrators	$902	$0	$0	$1,000		$1,000	0.00	$0	0.00
Dues - Administrators	$0	$0	$139	$550		$550	0.00	$0	0.00
Instructional Materials	$9,471	$229	$448	$5,770		$5,770	0.00	$0	0.00
Office Supplies	$5,579	$4,303	$3,351	$5,000		$5,000	0.00	$0	0.00
Other Professional Staff	$28,656	$104,567	$114,854	$117,533	1.00	$122,431	1.00	$4,898	0.00
Other Temporary Staff	$0	$488	$0	$0	0.00	$0	0.00	$0	0.00
Textbooks And Related Software	$291,664	$219,800	$268,734	$317,465		$317,465	0.00	$0	0.00
Workshops	$116,919	$109,394	$57,591	$92,348	0.00	$92,348	0.00	$0	0.00
Curriculum & Instruction Total	**$453,192**	**$438,781**	**$445,117**	**$539,666**	**1.00**	**$544,564**	**1.00**	**$4,898**	**0.00**
District Administration									
Accountant	$63,648	$67,848	$70,648	$75,906	1.00	$72,979	1.00	($2,927)	0.00
Administrative Assistant	$260,283	$261,204	$286,514	$299,729	3.50	$286,408	3.50	($13,321)	0.00
Advertising - Employment	$11,758	$12,768	$4,229	$15,000		$15,000	0.00	$0	0.00
Advertising - General	$68	$233	$0	$0		$0	0.00	$0	0.00
Book Binding Services	$302	$0	$0	$500		$500	0.00	$0	0.00
Clerical	$54,756	$56,310	$87,835	$84,383	1.50	$85,048	1.50	$665	0.00
Conf/Mtgs - Administrators	$4,032	$3,828	$3,133	$6,000		$6,000	0.00	$0	0.00
Conf/Mtgs - Comm/Board Members	$7,511	$3,833	$0	$3,500		$3,500	0.00	$0	0.00
Dues - Administrators	$7,794	$13,806	$8,284	$15,000		$15,000	0.00	$0	0.00
Dues - Committee/Board Members	$7,217	$0	$6,652	$8,750		$8,750	0.00	$0	0.00
Dues - Organizational	$250	$250	$250	$2,250		$2,250	0.00	$0	0.00
Employment Medical Exams	$7,242	$4,900	$370,678	$5,000		$5,000	0.00	$0	0.00
Food - Departmental	$7,252	$5,124	$391	$5,000		$5,000	0.00	$0	0.00
In District Travel	$4,873	$4,968	$1,080	$8,000		$8,000	0.00	$0	0.00
Legal Services-Labor Counsel	$8,883	$10,000	$19,263	$50,000		$50,000	0.00	$0	0.00
Office Supplies	$5,005	$3,268	$1,114	$5,000		$5,000	0.00	$0	0.00
Other Employee Fringe Benefits	$30,575	$30,000	$29,994	$35,000		$35,000	0.00	$0	0.00
Other Professional Services	$0	$0	$0	$30,000		$30,000	0.00	$0	0.00
Other Temporary Salaries	$21,745	$11,283	$8,357	$20,808	0.00	$41,616	0.00	$20,808	0.00
Periodicals And Newspapers	$236	$153	$367	$175		$175	0.00	$0	0.00
Secretary	$0	$10,098	$38,801	$23,095	0.50	$23,806	0.50	$711	0.00
Senior Administrators	$641,669	$747,273	$748,889	$810,527	4.50	$825,305	4.50	$14,778	0.00
Software Licenses	$32,722	$34,366	$35,670	$54,236		$54,236	0.00	$0	0.00
Telecommunications	$2,000	$0	$300	$2,500		$2,500	0.00	$0	0.00
Travel - Mileage	$145	$906	$0	$0		$0	0.00	$0	0.00
District Administration Total	**$1,180,466**	**$1,282,418**	**$1,722,449**	**$1,560,360**	**11.00**	**$1,581,073**	**11.00**	**$20,714**	**0.00**
Education Technology									
Computer Supplies	$153	$172	$0	$153		$153	0.00	$0	0.00
Conf/Mtgs - Administrators	$289	$300	$0	$3,300		$3,300	0.00	$0	0.00
Director/Department Head	$140,659	$144,192	$147,062	$149,988	1.00	$149,988	1.00	$0	0.00
Dues - Administrators	$0	$0	$0	$1,208		$1,208	0.00	$0	0.00
Instructional Coordinator	$234,861	$179,467	$106,318	$336,966	3.00	$341,819	3.00	$4,853	0.00
Office Supplies	$817	$1,009	$920	$305		$305	0.00	$0	0.00
Other Professional Services	$482	$0	$3,163	$3,000		$3,000	0.00	$0	0.00
Postage	$0	$0	$4	$0		$0	0.00	$0	0.00
Secretary	$24,321	$27,546	$27,998	$34,267	0.60	$34,267	0.60	$0	0.00
Software Licenses	$70,370	$72,352	$83,866	$62,879		$62,879	0.00	$0	0.00
Teacher	$21,835	$104,234	$0	$0	0.00	$0	0.00	$0	0.00
Education Technology Total	**$493,788**	**$529,272**	**$369,331**	**$592,066**	**4.60**	**$596,919**	**4.60**	**$4,853**	**0.00**
English & Language Arts									
Director/Department Head	$127,675	$135,141	$132,760	$131,679	1.00	$131,679	1.00	$0	0.00
English & Language Arts Total	**$127,675**	**$135,141**	**$132,760**	**$131,679**	**1.00**	**$131,679**	**1.00**	**$0**	**0.00**
English Language Learners									
Conf/Mtgs - Administrators	$0	$0	$0	$300		$300	0.00	$0	0.00
Director/Department Head	$76,081	$77,603	$79,155	$67,590	0.60	$80,738	0.60	$13,147	(0.00)
Dues - Administrators	$0	$0	$0	$200		$200	0.00	$0	0.00
Office Supplies	$0	$0	$0	$100		$100	0.00	$0	0.00

District Level	FY'19 Expended	FY'20 Expended	FY'21 Expended	FY'22 Adjusted Budget	FY'22 Adjusted Budget	FY'23 Voted Budget	FY'23 Voted FTE	$ Variance (FY'23-FY'22)	FTE Variance (FY'23-FY'22)
Stipends	$0	$122	$0	$750	0.00	$750	0.00	$0	0.00
Training And Development	$0	$0	$0	$5,000		$5,000	0.00	$0	0.00
Translation/Interpreting Serv	$0	$0	$0	$44,337		$44,337	0.00	$0	0.00
English Language Learners Total	**$76,081**	**$77,725**	**$79,155**	**$118,277**	**0.60**	**$131,425**	**0.60**	**$13,147**	**(0.00)**
Family & Consumer Science									
Director/Department Head	$25,360	$25,868	$26,385	$26,913	0.20	$26,913	0.20	$0	0.00
Family & Consumer Science Total	**$25,360**	**$25,868**	**$26,385**	**$26,913**	**0.20**	**$26,913**	**0.20**	**$0**	**0.00**
Finance/Admin. Services									
Accountant	$247,589	$251,060	$271,979	$276,513	4.00	$292,065	4.00	$15,552	0.00
Administrative Assistant	$71,309	$75,502	$79,834	$81,431	1.00	$81,431	1.00	$0	0.00
Advertising - General	$180	$512	$273	$270		$270	0.00	$0	0.00
Bad Debt Provision	$0	$0	$0	$2,000		$2,000	0.00	$0	0.00
Clerical	$3,899	$3,534	$0	$5,100	0.00	$5,100	0.00	$0	0.00
Computer Supplies	$1,005	$0	$7,520	$1,500		$1,500	0.00	$0	0.00
Conf/Mtgs - Administrators	$782	$3,164	$100	$3,500		$3,500	0.00	$0	0.00
Conf/Mtgs - Support Staff	$0	$225	$225	$200		$200	0.00	$0	0.00
Copier Maintenance	$0	$0	$0	$90,000		$90,000	0.00	$0	0.00
Credit Card Charges	$0	$605	$4,053	$500		$500	0.00	$0	0.00
Dues - Administrators	$3,040	$3,100	$3,120	$5,000		$5,000	0.00	$0	0.00
Equipment Maintenance	$557	$701	$2,906	$1,700		$1,700	0.00	$0	0.00
Late Fees/Interest Charges	$12,283	$16	($740)	$0		$0	0.00	$0	0.00
Manager/Assistant Manager	$102,159	$112,920	$115,720	$118,020	1.00	$118,020	1.00	$0	0.00
Office Supplies	$15,187	$9,454	$10,775	$10,000		$10,000	0.00	$0	0.00
Other Professional Services	$0	$0	$0	$35,000		$35,000	0.00	$0	0.00
Other Purchased Services	$8,684	$10,423	$8,618	$11,500		$11,500	0.00	$0	0.00
Postage	$6,818	$13,527	$7,742	$13,500		$13,500	0.00	$0	0.00
Secretary	$48,205	$47,130	$29,632	$28,556	0.50	$33,946	0.50	$5,390	0.00
Senior Administrators	$160,055	$163,920	$170,720	$180,720	1.00	$180,720	1.00	$0	0.00
Software Licenses	$40,052	$28,787	$33,781	$37,500		$37,500	0.00	$0	0.00
Training And Development	$2,869	$2,677	$4,503	$15,000		$15,000	0.00	$0	0.00
Finance/Admin. Services Total	**$724,974**	**$727,256**	**$750,761**	**$917,510**	**7.50**	**$938,452**	**7.50**	**$20,943**	**0.00**
Fitness and Health									
Conf/Mtgs - Administrators	$99	$302	$80	$300		$300	0.00	$0	0.00
Director/Department Head	$76,081	$77,603	$79,155	$80,738	0.60	$80,738	0.60	$0	0.00
Dues - Administrators	$65	$65	$0	$150		$150	0.00	$0	0.00
Office Supplies	$195	$209	$561	$200		$200	0.00	$0	0.00
Secretary	$13,111	$13,937	$12,954	$16,318	0.31	$16,318	0.31	$0	0.00
Fitness and Health Total	**$89,551**	**$92,115**	**$92,750**	**$97,705**	**0.91**	**$97,705**	**0.91**	**$0**	**0.00**
General Education Services									
METCO Grant Offset	($89,896)	($89,896)	($99,939)	($89,896)	0.00	($89,896)	0.00	$0	0.00
Salary and Lane Change Reserve	$0	$0	$0	$500,278	0.00	$2,415,164	0.00	$1,914,886	0.00
Stipends	$24,520	$44,291	$52,390	$86,307	0.00	$90,043	0.00	$3,736	0.00
Substitute Support Staff S-T	$2,142	$0	$0	$48,420	0.00	$30,000	0.00	($18,420)	0.00
Substitute Teacher-Long Term	$21,883	$191,735	$264,243	$359,824	0.00	$646,500	11.00	$286,676	11.00
Substitute Teachers-Short Term	$149,542	$24,103	$30,758	$425,697	0.00	$82,464	0.00	($343,233)	0.00
Teacher (Summer Programming)	$0	$0	$5,659	$57,508	0.00	$57,508	0.00	$0	0.00
Turnover Savings	$0	$0	$0	$0	0.00	($650,000)	0.00	($650,000)	0.00
General Education Services Total	**$108,191**	**$170,233**	**$253,111**	**$1,388,138**	**0.00**	**$2,581,783**	**11.00**	**$1,193,645**	**11.00**
General Education Tutoring									
Other Temporary Staff	$1,882	$1,139	$1,553	$35,000	0.00	$35,000	0.00	$0	0.00
General Education Tutoring Total	**$1,882**	**$1,139**	**$1,553**	**$35,000**	**0.00**	**$35,000**	**0.00**	**$0**	**0.00**
Health and Nursing Services									
Conf/Mtgs - Administrators	$0	$0	$0	$300		$300	0.00	$0	0.00
Director/Department Head	$126,802	$130,058	$137,172	$114,333	1.00	$115,291	1.00	$958	(0.00)
Equipment Maintenance	$5,937	$442	$2,097	$3,000		$3,000	0.00	$0	0.00
Medical Supplies	$0	$1,000	$212	$1,000		$1,000	0.00	$0	0.00
Nurse/Physician	$11,004	$11,224	$11,448	$11,677	1.00	$11,677	1.00	$0	0.00
Office Supplies	$155	$0	$0	$300		$300	0.00	$0	0.00
Software Licenses	$7,000	$7,000	$7,112	$9,730		$11,760	0.00	$2,030	0.00

District Level	FY'19 Expended	FY'20 Expended	FY'21 Expended	FY'22 Adjusted Budget	FY'22 Adjusted Budget	FY'23 Voted Budget	FY'23 Voted FTE	$ Variance (FY'23-FY'22)	FTE Variance (FY'23-FY'22)
Substitute Other	$38,535	$16,424	$22,764	$41,616	0.00	$41,616	0.00	$0	0.00
WHS Athletic Nursing Offset	($5,648)	($5,648)	$0	($5,648)	0.00	($5,648)	0.00	$0	0.00
Health and Nursing Services Total	**$183,785**	**$160,501**	**$180,805**	**$176,308**	**2.00**	**$179,296**	**2.00**	**$2,988**	**(0.00)**
Information Management / Technology									
Computer Supplies	$1,600	$0	$205,290	$1,600		$1,600	0.00	$0	0.00
Computer Technician	$302,800	$287,249	$217,573	$213,826	3.00	$221,057	3.00	$7,231	0.00
Manager/Assistant Manager	$494,449	$485,479	$509,318	$518,456	5.00	$513,635	5.00	($4,821)	0.00
Other Professional Staff	$28,295	($12,564)	$70,424	$73,437	1.00	$75,047	1.00	$1,610	0.00
Other Temporary Staff	$16,198	$14,240	$933	$10,000	0.00	$10,000	0.00	$0	0.00
Software	$0	$395	$0	$0		$0	0.00	$0	0.00
Software Licenses	$42,350	$43,664	$63,395	$69,895		$69,895	0.00	$0	0.00
Technology Assistant	$25,754	$39,160	$56,566	$66,270	1.20	$66,543	1.20	$273	0.00
Training And Development	$733	$3,869	$2,792	$4,400		$4,400	0.00	$0	0.00
Information Management / Technology Total	**$912,180**	**$861,492**	**$1,126,291**	**$957,883**	**10.20**	**$962,177**	**10.20**	**$4,293**	**0.00**
Library & Media									
Conf/Mtgs - Administrators	$0	$285	$136	$300		$300	0.00	$0	0.00
Director/Department Head	$0	$129,338	$131,925	$134,563	1.00	$134,563	1.00	$0	0.00
Office Supplies	$0	$243	$99	$50		$50	0.00	$0	0.00
On-Line Databases/Subscription	$7,168	$7,817	$8,215	$7,883		$7,883	0.00	$0	0.00
Periodicals And Newspapers	$0	$734	$177	$561		$561	0.00	$0	0.00
Postage	$7	$6	$18	$51		$51	0.00	$0	0.00
Secretary	$29,311	$27,546	$27,999	$22,845	0.40	$22,845	0.40	$0	0.00
Library & Media Total	**$36,486**	**$165,969**	**$168,569**	**$166,253**	**1.40**	**$166,253**	**1.40**	**$0**	**0.00**
Literacy									
Conf/Mtgs - Administrators	$275	$225	$0	$300		$300	0.00	$0	0.00
Dues - Administrators	$0	$0	$0	$150		$150	0.00	$0	0.00
Office Supplies	$204	$0	$0	$285		$285	0.00	$0	0.00
Software Licenses	$0	$0	$0	$0	0.00	$25,605	0.00	$25,605	0.00
Literacy Total	**$479**	**$225**	**$0**	**$735**	**0.00**	**$26,340**	**0.00**	**$25,605**	**0.00**
Mathematics									
Director/Department Head	$141,409	$129,573	$132,164	$134,807	1.00	$134,807	1.00	$0	0.00
Dues - Administrators	$0	$0	$0	$150		$150	0.00	$0	0.00
Office Supplies	$0	$0	$0	$285		$285	0.00	$0	0.00
Paraprofessional	$0	$38,830	$1,980	$167,040	4.50	$12,936	0.00	($154,103)	(4.50)
Software Licenses	$0	$51,660	$51,665	$51,660		$51,660	0.00	$0	0.00
Travel - Mileage	$0	$0	$0	$300		$300	0.00	$0	0.00
Mathematics Total	**$141,409**	**$220,063**	**$185,809**	**$354,242**	**5.50**	**$200,138**	**1.00**	**($154,103)**	**(4.50)**
Network / Computer Technology									
Computer Equipment Maintenance	$2,819	$43	$2,710	$10,858		$10,858	0.00	$0	0.00
Software Licences	$41,205	$66,576	$93,091	$83,740		$83,740	0.00	$0	0.00
Network / Computer Technology Total	**$44,024**	**$66,619**	**$95,801**	**$94,598**	**0.00**	**$94,598**	**0.00**	**$0**	**0.00**
Office of the Principal									
Substitute Secretary/Clerk	$13,334	$7,365	$1,427	$15,000	0.00	$15,000	0.00	$0	0.00
Office of the Principal Total	**$13,334**	**$7,365**	**$1,427**	**$15,000**	**0.00**	**$15,000**	**0.00**	**$0**	**0.00**
Performing Arts									
Conf/Mtgs - Administrators	$0	$0	$0	$300		$300	0.00	$0	0.00
Conf/Mtgs - Professional Staff	$1,341	$0	$0	$1,500		$1,500	0.00	$0	0.00
Director/Department Head	$130,393	$132,929	$111,396	$135,223	1.00	$135,223	1.00	$0	0.00
Dues - Administrators	$142	$144	$144	$300		$300	0.00	$0	0.00
Office Supplies	$671	$0	$103	$500		$500	0.00	$0	0.00
Postage	$0	$1	$6	$0		$0	0.00	$0	0.00
Secretary	$49,315	$50,651	$51,716	$48,984	0.93	$48,984	0.93	$0	0.00
Teacher	$13,896	$14,552	$15,462	$16,857	0.20	$17,577	0.20	$720	0.00
Travel - Mileage	$0	$0	$0	$250		$250	0.00	$0	0.00
Performing Arts Total	**$195,758**	**$198,277**	**$178,827**	**$203,914**	**2.13**	**$204,634**	**2.13**	**$720**	**0.00**

District Level	FY'19 Expended	FY'20 Expended	FY'21 Expended	FY'22 Adjusted Budget	FY'22 Adjusted Budget	FY'23 Voted Budget	FY'23 Voted FTE	$ Variance (FY'23-FY'22)	FTE Variance (FY'23-FY'22)
Production Center									
Accountant	$60,986	$64,262	$71,897	$76,875	1.00	$81,443	1.00	$4,568	0.00
Clerical	$30,399	$31,969	$43,871	$45,860	0.86	$45,860	0.86	$0	0.00
Computer Supplies	$269	$402	$412	$750		$750	0.00	$0	0.00
Copier Supplies	$7,874	$4,783	$4,672	$8,500		$8,500	0.00	$0	0.00
Equipment Maintenance	$189	$3,397	$1,392	$2,000		$2,000	0.00	$0	0.00
Food - Departmental	$217	$130	$575	$100		$100	0.00	$0	0.00
Office Supplies	$1,184	$4,414	$3,238	$2,500		$2,500	0.00	$0	0.00
Paper And Stationery	$39,356	$32,366	$27,591	$40,000		$40,000	0.00	$0	0.00
Secretary	$50,689	$52,208	$53,054	$53,912	1.00	$53,912	1.00	$0	0.00
Production Center Total	**$191,164**	**$193,931**	**$206,702**	**$230,497**	**2.86**	**$235,065**	**2.86**	**$4,568**	**0.00**
Professional Development									
Instructional Coordinator	$127,110	$130,631	$133,247	$135,909	1.00	$135,909	1.00	$0	0.00
Other Professional Services	$4,000	$0	$2,100	$4,000		$4,000	0.00	$0	0.00
Stipends	$36,000	$45,000	$22,050	$41,403	0.00	$41,403	0.00	$0	0.00
Substitute Teachers-Short Term	$0	$0	$0	$36,324	0.00	$0	0.00	($36,324)	0.00
Training And Development	$76,325	$107,794	$93,410	$115,000		$115,000	0.00	$0	0.00
Professional Development Total	**$243,436**	**$283,425**	**$250,807**	**$332,636**	**1.00**	**$296,312**	**1.00**	**($36,324)**	**0.00**
Science									
Conf/Mtgs - Administrators	$100	$0	$0	$300		$300	0.00	$0	0.00
Director/Department Head	$127,091	$124,590	$132,164	$134,807	1.00	$134,807	1.00	$0	0.00
Dues - Administrators	$0	$80	$0	$150		$150	0.00	$0	0.00
Office Supplies	$0	$0	$0	$285		$285	0.00	$0	0.00
Science Total	**$127,191**	**$124,670**	**$132,164**	**$135,542**	**1.00**	**$135,542**	**1.00**	**$0**	**0.00**
Social Studies									
Instructional Materials	$0	$356	$1,676	$1,500		$6,400	0.00	$4,900	0.00
Social Studies Total	**$0**	**$356**	**$1,676**	**$1,500**		**$6,400**	**0.00**	**$4,900**	**0.00**
Spec. Ed. Inclusion									
Director/Department Head	$126,318	$134,049	$140,001	$142,801	1.00	$142,801	1.00	$0	0.00
Instructional Coordinator	$0	$0	$219,385	$0	0.00	$0	0.00	$0	0.00
Teacher	$85,626	$90,991	$99,664	$99,989	0.80	$99,989	0.80	$0	0.00
Therapist	$350,055	$334,864	$363,116	$442,908	5.00	$474,129	5.00	$31,221	0.00
Travel - Mileage	$2,599	$1,460	$0	$3,450		$3,450	0.00	$0	0.00
Spec. Ed. Inclusion Total	**$564,598**	**$561,364**	**$822,166**	**$689,148**	**6.80**	**$720,369**	**6.80**	**$31,221**	**0.00**
Spec. Ed. Services									
Administrative Assistant	$24,212	$32,888	$32,151	$32,947	0.50	$35,661	0.50	$2,714	0.00
Building Rental/Lease	$0	$0	$4,890	$37,500		$50,463	0.00	$12,963	0.00
Director/Department Head	$129,341	$137,256	$267,921	$277,369	2.00	$280,058	2.00	$2,689	0.00
Other Professional Services	$45,621	$60,722	$35,939	$62,889		$58,439	0.00	($4,450)	0.00
Secretary	$24,294	$19,120	$0	$0	0.00	$0	0.00	$0	0.00
Senior Administrators	$65,863	$77,860	$79,410	$82,860	0.50	$82,860	0.50	$0	0.00
Software Licenses	$16,750	$26,739	$22,912	$27,500		$27,500	0.00	$0	0.00
Special Education Team Chair	$233,882	$223,735	$246,359	$256,585	2.00	$256,585	2.00	$0	0.00
Substitute Support Staff S-T	$38,340	$951	$0	$47,867	0.00	$25,000	0.00	($22,867)	0.00
Spec. Ed. Services Total	**$621,936**	**$603,500**	**$728,614**	**$896,729**	**5.00**	**$861,566**	**5.00**	**($35,163)**	**0.00**
Spec. Ed. Services (CB)									
Spec. Ed. Services (CB) Total	**($2,581,674)**	**($3,564,653)**	**($3,491,265)**	**($3,365,782)**		**($3,246,487)**	**0.00**	**$119,295**	**0.00**
Spec. Ed. Services (OOD)									
Tuition Collaboratives	$689,720	$979,444	$887,422	$626,263		$592,738	0.00	($33,525)	0.00
Tuition In-State Schools	$41,900	$10,830	$0	$0		$0	0.00	$0	0.00
Tuition Out-Of-State Schools	$433,541	$318,312	$344,269	$283,350		$264,912	0.00	($18,438)	0.00
Spec. Ed. Services (OOD) Total	**$6,891,594**	**$7,480,205**	**$7,133,897**	**$7,362,658**		**$6,928,441**	**0.00**	**($434,217)**	**0.00**
Spec. Ed. Summer Program									
Other Temporary Staff	$0	$17,747	$0	$0	0.00	$0	0.00	$0	0.00
Spec. Ed. Summer Program Total	**$0**	**$17,747**	**$0**	**$0**	**0.00**	**$0**	**0.00**	**$0**	**0.00**

District Level	FY'19 Expended	FY'20 Expended	FY'21 Expended	FY'22 Adjusted Budget	FY'22 Adjusted Budget	FY'23 Voted Budget	FY'23 Voted FTE	$ Variance (FY'23-FY'22)	FTE Variance (FY'23-FY'22)
Student Services									
Counseling Services	$42,000	$42,840	$43,500	$45,390		$45,390	0.00	$0	0.00
Dues - Organizational	$4,059	$4,000	$4,000	$4,000		$4,000	0.00	$0	0.00
Food - Departmental	$0	$0	$0	$0		$0	0.00	$0	0.00
Instructional Equipment	$16,870	$17,423	$7,106	$12,500		$12,500	0.00	$0	0.00
Legal Services-Special Counsel	$55,231	$23,563	$52,250	$75,000		$75,000	0.00	$0	0.00
Office Supplies	$3,139	$6,148	$1,936	$4,000		$4,000	0.00	$0	0.00
Other Temporary Staff	$301,671	$246,778	$272,780	$285,799	0.00	$285,799	0.00	$0	0.00
Postage	$4,205	$5,599	$1,067	$5,000		$5,000	0.00	$0	0.00
Tuition In-State Schools	$3,800	$0	$0	$78,000		$78,000	0.00	$0	0.00
Workshops	$0	$0	$0	$103,100	0.00	$71,000	0.00	($32,100)	0.00
Student Services Total	**$516,352**	**$467,686**	**$383,655**	**$612,789**	**0.00**	**$580,689**	**0.00**	**($32,100)**	**0.00**
Transportation: In District									
Dispatcher	$17,400	$16,973	$18,778	$18,602	0.33	$22,039	0.33	$3,437	(0.00)
Driver	$237,861	$282,867	$237,341	$287,663	8.45	$329,801	8.45	$42,138	0.00
Dues - Administrators	$225	$745	$225	$1,500		$1,500	0.00	$0	0.00
Gasoline	$11,116	$14,793	$14,813	$15,120		$15,120	0.00	$0	0.00
Instructional Equipment	$29,965	$38,351	$30,606	$29,258		$29,258	0.00	$0	0.00
Manager/Assistant Manager	$12,431	$33,347	$34,385	$35,074	0.40	$35,074	0.40	$0	0.00
Other Communications Services	$1,819	$5,788	$2,028	$3,065		$5,680	0.00	$2,615	0.00
Other Vehicular Supplies	$749	$2,998	$1,967	$950		$950	0.00	$0	0.00
School Bus Transportation	$1,203,011	$1,077,239	$1,287,571	$1,295,799		$1,442,914	0.00	$147,115	0.00
School Transportation Homeless	$29,677	$9,061	$21,956	$50,000		$50,000	0.00	$0	0.00
Supervisor	$35,637	$32,927	$33,526	$34,197	0.39	$34,197	0.39	$0	0.00
Transp. Homeless Reimbursement	($20,500)	($20,500)	$0	($12,750)	0.00	($12,750)	0.00	$0	0.00
Transp. Optional Busing Fees	($485,875)	($407,500)	($100,000)	($416,800)		($407,150)	0.00	$9,650	0.00
Travel - Mileage	$0	$0	$0	$5,000	0.00	$5,000	0.00	$0	0.00
Vehicle Maintenance	$5,420	$7,184	$5,295	$6,500		$6,500	0.00	$0	0.00
Vehicle Use	$9,826	$45,421	$55,010	$54,975		$40,715	0.00	($14,260)	0.00
Vehicular Parts & Accessories	$5,490	$10,987	$5,031	$7,500		$7,310	0.00	($190)	0.00
Vehicular Tires And Tubes	$1,155	$117	$1,436	$1,200		$800	0.00	($400)	0.00
Transportation: In District Total	**$1,095,406**	**$1,150,797**	**$1,649,968**	**$1,416,853**	**9.57**	**$1,606,958**	**9.57**	**$190,105**	**(0.00)**
Transportation: OOD									
Dispatcher	$0	$10,643	$10,111	$10,035	0.18	$11,864	0.18	$1,828	(0.00)
Driver	$134,274	$117,044	$127,046	$154,896	4.55	$177,585	4.55	$22,690	0.00
Gasoline	$19,886	$7,758	$1,474	$23,880		$23,880	0.00	$0	0.00
Instructional Equipment	$1,098	$4,239	$78	$2,750		$2,750	0.00	$0	0.00
Other Communications Services	$2,967	$3,117	$1,092	$4,000		$6,700	0.00	$2,700	0.00
Transp. Vocational Reimbursement	$0	$0	($1,500)	($6,000)	0.00	($6,000)	0.00	$0	0.00
Vehicle Maintenance	$8,533	$3,987	$2,851	$6,500		$6,500	0.00	$0	0.00
Vehicle Use	$16,032	$24,458	$29,621	$54,975		$40,715	0.00	($14,260)	0.00
Vehicular Parts & Accessories	$8,958	$6,054	$2,709	$7,500		$7,190	0.00	($310)	0.00
Vehicular Tires And Tubes	$1,884	$63	$773	$1,800		$1,200	0.00	($600)	0.00
Transportation: OOD Total	**$896,618**	**$648,811**	**$255,772**	**$1,038,382**	**4.94**	**$1,076,643**	**4.94**	**$38,261**	**(0.00)**
Utilities									
Telephone	$57,587	$89,628	$77,917	$95,000		$95,000	0.00	$0	0.00
Utilities Total	**$57,587**	**$89,628**	**$77,917**	**$95,000**		**$95,000**	**0.00**	**$0**	**0.00**
Visual Art									
Conf/Mtgs - Administrators	$0	$395	$0	$300		$300	0.00	$0	0.00
Director/Department Head	$76,081	$104,505	$106,597	$108,727	0.80	$108,727	0.80	$0	0.00
Dues - Administrators	$95	$115	$115	$160		$160	0.00	$0	0.00
Office Supplies	$541	$90	$514	$315		$315	0.00	$0	0.00
Postage	$0	$0	$5	$0		$0	0.00	$0	0.00
Secretary	$13,110	$13,987	$12,953	$16,318	0.31	$16,318	0.31	$0	0.00
Visual Art Total	**$89,827**	**$119,092**	**$120,184**	**$125,820**	**1.11**	**$125,820**	**1.11**	**$0**	**0.00**
Vocational Education									
Tuition Vocational	$25,126	$33,940	$7,574	$26,365		$26,365	0.00	$0	0.00
Vocational Education Total	**$25,126**	**$33,940**	**$7,574**	**$26,365**		**$26,365**	**0.00**	**$0**	**0.00**

District Level	FY'19 Expended	FY'20 Expended	FY'21 Expended	FY'22 Adjusted Budget	FY'22 Adjusted Budget	FY'23 Voted Budget	FY'23 Voted FTE	$ Variance (FY'23-FY'22)	FTE Variance (FY'23-FY'22)
World Languages									
Conf/Mtgs - Administrators	$300	$536	$415	$300		$3,300	0.00	$3,000	0.00
Director/Department Head	$109,767	$126,566	$129,097	$131,679	1.00	$131,679	1.00	$0	0.00
Dues - Administrators	$150	$0	$0	$140		$140	0.00	$0	0.00
Instructional Materials	$22,108	$25,748	$19,095	$18,500		$15,500	0.00	($3,000)	0.00
Office Supplies	$1,297	$477	$416	$450		$450	0.00	$0	0.00
Other Contractual Services	$406	$504	$833	$535		$535	0.00	$0	0.00
World Languages Total	**$134,027**	**$153,831**	**$149,856**	**$151,604**	**1.00**	**$151,604**	**1.00**	**$0**	**0.00**
FY'23 District Total	**$13,681,999**	**$13,524,786**	**$14,240,588**	**$17,141,286**	**81.31**	**$18,129,534**	**87.81**	**$988,248**	**6.50**

Special Education

Background

Special Education is a federally mandated program for students with disabilities and is regulated through the Individuals with Disabilities Education Act (IDEA), a federal law, and Massachusetts regulation 603 CMR 28.0. Eligible students, ages 3 – 22, receive specialized educational services that meet the legal standards of a Free Appropriate Public Education (FAPE) in the Least Restrictive Environment (LRE). Each student receiving special education services has an Individualized Educational Program (IEP) that identifies the type of disability, as well as the type of services and specially designed instruction the individual student requires to make effective progress within the general education curriculum. IEPs are developed through a Team process and become legally binding contracts between the school district and the family.

Most Wellesley students requiring special education programs receive their services within their neighborhood schools. Some students, due to the nature and severity of their disability, cannot have their educational needs met within the neighborhood school. These students may attend one of the Wellesley Public Schools' in-district specialized programs or a Massachusetts-approved special education program outside of the Wellesley Public Schools. Additionally, some students require highly specialized support through personnel and/or materials and equipment to access their education. These students have additional costs associated with their education that can be captured and reported in the budget as student-specific costs.

The FY'23 Voted Budget for Student Services is $24,287,053 and represents 28.64% of the total Wellesley Public Schools' operating budget. The FY'23 Voted Budget is $2,346,387 above the final FY'21 expended amount and $126,011 above the FY'22 Adjusted Budget.

Overall Statistics:

A student can qualify for an IEP at any time during the school year. In developing the FY'23 budget, we use the most recent statistics[1]. These figures may vary slightly from the October 1, 2021, filing with the Massachusetts Department of Elementary and Secondary Education (DESE). Currently, there are 795 students who are eligible for special education services. Below is a brief history:

Fiscal Year	FY'18	FY'19	FY'20	FY'21	FY'22
Eligibility %	16.94%	16.66%	17.23%	17.87%	17.69%
Number of Students	832	827	838	792	795

In-District Programming:

Developing in-district programs allows resident children to be educated in and among their peers and reduces the overall costs to the taxpayers. Programs may be developed when a cohort of students with similar needs and ages are identified, and available space exists within a building. Over the years, Wellesley has developed a comprehensive continuum of programs and services to serve students.

- ✓ Integrated Pre-School (PAWS) programs meet the needs of both typically developing children, as well as children with IEPs. Special education services for preschool children (ages 3 through 5) are provided free of charge through the public-school system. Students not qualifying for services pay tuition based on the number of days and length of days enrolled. In FY'22, there are approximately 94 students and 8 students not enrolled but who receive services. (PAWS, Fiske, Bates)

[1] Data as of November 15, 2021.

- ✓ Language-Based programs meet the needs of students with average to above average cognitive profiles experiencing significant delays in the acquisition of literacy and/or math skills due to a language-based learning disability. In FY'22, there are approximately 54 students being served in these programs. (Schofield, Middle, and High)

- ✓ Integrated Specialized Services (ISS) programs meet the needs of students whose disabilities cross developmental domains. In FY'22, there are approximately 29 students being served in these programs. (Sprague, Middle)

- ✓ Therapeutic Learning Center (TLC) programs meet the needs of students with average to above-average cognitive profiles who present with challenges in the emotional/social/behavioral domains. In FY'22, there are approximately 22 students being served in these programs. (Hunnewell, Middle) In FY'23, with the Hunnewell school closing due to the construction project, the TLC program will operate in the schools hosting Hunnewell students (Bates, Hardy, Sprague and Upham) and the Middle School.

- ✓ Elementary and Middle School Skills programs meet the needs of students diagnosed with autism spectrum disorder and related disabilities. In FY'22, there are approximately 37 students being served in these programs. (Upham, Middle)

- ✓ Gateways is a therapeutic support program for students who are experiencing challenges managing the academic, social, and emotional demands of high school. In FY'22, there are approximately 29 students being served in this program. (High)

- ✓ Cornerstones is a therapeutic program designed to assist students with social and emotional challenges. The Cornerstones program provides a range of services with a flexible inclusion component. English and Math classes are offered within the program for students who require that level of intervention. Students receive intensive mental health support both individually and within the group setting. In FY'22, there are approximately 16 students being served in this program. (High)

- ✓ Secondary Skills is a combination of ISS and Skills students entering the High School from Middle School. The program is highly individualized so that students can receive their related services, receive small group instruction, as well as participate in as many general education classes as appropriate. In FY'22, there are approximately 14 students being served in this program. (High)

- ✓ Launch is a program designed to meet the needs of students who are in or approaching the range in age of 18-22. Students within this program have disabilities that include autism spectrum disorder, significant language processing impairment, intellectual impairment, physical impairment, sensory impairment, or other disability categories that significantly impact more than one developmental domain. The program provides the opportunity for students to enhance skills and facilitate the transition to life beyond age 22. In FY'22, there are approximately 8 students being served in this program. (Wellesley Community Center)

Wellesley's financial return of investment on these in-district programs is an estimated cost savings of $13.8M. This amount is calculated by developing a cost for each in-house program based on current staffing levels. Based on the individual student needs, a likely state approved school is identified and the FY'22 cost is factored into the equation. The differential is approximately $13.8M.

Historical Out-of-District Statistics:

An out-of-district placement is only proposed through the Team process when the nature and/or severity of the student's disability is such that an in-district program cannot appropriately implement the IEP. Currently, there are 60 students, or 7.55%, in an out-of-district placement. Below is a brief history based on the October 1 Student Information Management System (SIMS) report to the Massachusetts Department of Elementary and Secondary Education:

School Year	SY'17-18	SY'18-19	SY'19-20	SY'20-21	SY'21-22
Out of District	48	46	45	49	45
Settlement	14	12	11	9	15
Total Placements	**62**	**58**	**56**	**58**	**60**

In addition to students placed out-of-district through the Team process and by the Wellesley Public Schools, there are students for whom tuition and/or services are assumed by the District through Settlement Agreements. These Agreements are the result of legal disputes that cannot be resolved through the typical Team process.

FY'23 Out-of-District Budget Development:

The FY'23 Voted Budget uses the FY'22 Adjusted Budget as the base. Therefore, it is important to review the changes made this fall.

Placement Type	FY'22 Voted Budget	FY'22 Adjusted Budget	*Variance (Adj. – Voted)*	FY'23 Voted Budget	*Variance (FY'23 – FY'22)*
Out-of-State Schools	*$308,560*	$283,350	*($25,210)*	*$264,912*	*($18,438)*
Collaboratives	*$693,127*	$626,263	*($66,864)*	*$592,738*	*($33,525)*
Professional Services	*$77,148*	$56,078	*($21,070)*	$51,628	*($4,450)*
Private Day Schools	*$2,769,475*	$3,352,576	*$583,101*	*$3,515,669*	*$163,093*
Residential Schools	*$3,171,650*	$3,100,469	*($71,181)*	*$2,555,122*	*($545,347)*
Out of District Total:	***$7,019,960***	**$7,418,736**	***$398,776***	***$6,980,069***	***($438,667)***

Tuition rates vary based on the type of placement (Collaborative, Other Public, Private Day, Residential) and the level of services associated with the students' needs for the provision of FAPE. In-state tuition rates currently range from $42,696 (private day) to $401,617 (private residential) on an annual basis.

The development of the annual school budget is early given the regular changes in student needs. With Annual Town Meeting occurring in March, the district must make projections of changes in student placements in an ever-changing landscape of Special Education. The district's budget approach for Special Education is to budget all known and reasonably known student needs. Changes in student needs should be expected; the impact of the changes can fluctuate greatly in any given year. The Administration has continued to advocate for a multi-tier approach to address the unexpected fluctuations in costs:

1. Maintain an appropriate fund balance in the Special Education Reserve / Stabilization Fund and replenish when funds are used.
2. Carry forward Circuit Breaker funds when year-end opportunities exist; and
3. Pre-pay Special Education tuition expenses when year-end opportunities exist, and fourth quarter expenditures indicate cost increases may exceed budgeted amounts.

Recent Out-of-District Statistics:

There are two main variables in the out-of-district placement budget: number of students and type of placement. Below is a historical view of planned versus actual in each category. Planned is based on the assumptions at the time the School Committee voted the budget, and the actual is based on year end numbers.

Placement Type	FY'20 Voted	FY'20 Actual	FY'20 Var.	FY'21 Voted	FY'21 Actual	FY'21 Var.	FY'22 Voted	FY'22 12/2021	FY'22 Var.
Collaborative	9	14	+5	14	12	-2	9	9	0
Private	28	30	+2	32	33	+1	33	40	+7
Residential	12	15	+3	15	10	-5	10	11	+1
Mass. School	0	0	0	0	0	0	0	0	0
Out-of-State	2	3	+1	6	4	-2	4	3	-1
Total	**51**	**62**	**+11**	**67**	**60**	**-7**	**56**	**63**	**+7**

On October 1, 2021, the official student count for out-of-district placements was 60 students. As of November 2021, the district has 63 students known and expected to be placed in an out-of-district placement. In FY'23 we are projecting the following known and reasonably known students by placement type:

Placement Type	FY'23 Total
Collaborative	7
Private	38
Residential	10
Out-of-State	3
Total	**58**

Although the budget is carefully developed, unpredictable factors can alter the tuition portion of the budget quickly and sometimes significantly. These factors may include:

- ✓ Students with disabilities who require an emergency placement due to safety or disciplinary concerns/issues.
- ✓ Students who move into Wellesley with an IEP and are already in out-of-district placements.
- ✓ Students who have a significant unexpected change in their level of need.
- ✓ Unidentified students turning 3 years of age and are eligible for services.
- ✓ Students who are homeless.

Circuit Breaker Funding Formula and FY'23 Projection:

The state special education reimbursement program, commonly known as the circuit breaker program, was started in FY'04 to provide additional state funding to districts for high-cost special education students. The Student Opportunity Act (SOA), signed into law in December 2019, set the threshold at $45,793 for FY'19 adjusted annually by the foundation inflation index. Out-of-district transportation reimbursement will be phased in over four years, with the state reimbursing up to 75% of eligible costs (instructional and transportation), subject to appropriation. The example below demonstrates how the formula is applied for the instructional costs.

The formula is (using an out of district placement example):

Saint Ann's Home, Inc. (Residential Placement)	$206,439
State Threshold Amount (FY'21 Amount)	($46,704)
Claim Amount (Cost – Foundation)	$159,735
Maximum Wellesley Reimbursement (Claim * 75%)	**$119,801**

Districts can claim for expenses that are deemed eligible. Services and specialized equipment that are specified in a student's individual education program (IEP) are eligible for reimbursement. Settlements, provided they are part of a student's IEP, are eligible for claiming. Unallowable expenses include evaluations including 45-day assessments, equipment maintenance, and building alterations. Below is a brief history of claimed amounts and the amount Wellesley received in reimbursements.

Fiscal Year Claim Receipt	Number of Students Claimed	Adjusted Claim Amount	Total Receipts Received by WPS	Actual Reimbursement %
FY'17	57	$6,340,169	$2,851,857	73.16%
FY'18	55	$6,453,763	$2,944,086	72.10%
FY'19	53	$6,255,449	$2,917,950	74.48%
FY'20	57	$6,597,854	$3,028,377	75.00%
FY'21	67	$7,861,366	$3,491,265	75.00%
FY'22	71	$7,780,321	$3,365,782	75.00%

The FY'23 Circuit Breaker reimbursement projection is based on the following:

- ✓ All students as of 11/2/21 who are placed in a day or residential placement are expected to remain in those placements through the end of the school year.
- ✓ All settlements that were concluded by 11/2/21 are included.
- ✓ In-district eligible costs are estimated to remain stable from last year; and
- ✓ Foundation is estimated at $47,363.

Summary

The following budget pages contain the Special Education detail for FY'23, as well as historical spending on Special Education.

Student Services Department by Type and Object Code	FY'19 Expended	FY'20 Expended	FY'21 Expended	FY'22 Adjusted Budget	FY'22 Adjusted Budget FTE	FY'23 Voted Budget	FY'23 Voted FTE	$ Variance (FY'23-FY'22)	FTE Variance (FY'23-FY'22)
Salary and Other Compensation									
Adjmnt Counselor/Social Worker	$96,981	$101,476	$104,142	$106,295	1.00	$106,295	1.00	$0	0.00
Counselor/Psychologist	$1,726,281	$1,746,811	$1,777,305	$1,915,421	19.20	$1,992,052	19.60	$76,631	0.40
Director/Department Head	$667,709	$675,825	$780,001	$835,676	6.00	$841,003	6.00	$5,327	0.00
Dispatcher	$17,400	$27,616	$28,889	$28,637	0.50	$33,902	0.50	$5,265	(0.00)
Driver	$372,135	$399,911	$364,387	$442,559	13.00	$507,387	13.00	$64,828	0.00
Instructional Assistant	$2,740,613	$2,595,444	$2,242,324	$2,356,791	86.00	$2,500,713	86.00	$143,922	0.00
Instructional Coordinator	$215,722	$195,358	$219,385	$228,578	2.00	$233,431	2.00	$4,853	0.00
Other Temporary Staff	$379,622	$311,057	$298,445	$385,622	0.74	$385,622	0.74	$0	0.00
Paraprofessional	$1,018,100	$1,049,308	$1,331,320	$1,531,822	43.62	$1,592,521	43.42	$60,698	(0.20)
Paraprofessional Program	$0	$0	($65)	$0	0.00	$0	0.00	$0	0.00
PAWS Tuition Offset	($304,240)	($314,240)	($195,000)	($267,104)	0.00	($450,000)	0.00	($182,896)	0.00
Secretary	$145,922	$150,176	$152,733	$148,120	2.86	$164,511	2.86	$16,391	0.00
Special Education Team Chair	$455,643	$454,230	$500,767	$576,791	5.00	$576,791	5.00	$0	0.00
Substitute Support Staff S-T	$45,190	$951	$0	$47,867	0.00	$25,000	0.00	($22,867)	0.00
Substitute Teachers-Short Term	$1,926	$0	$0	$31,212	0.00	$5,000	0.00	($26,212)	0.00
Supervisor	$70,445	$50,933	$51,578	$52,610	0.60	$52,610	0.60	$0	0.00
Teacher	$6,068,888	$6,584,671	$6,742,751	$7,004,488	74.68	$7,235,896	75.50	$231,408	0.82
Therapist	$3,045,192	$3,069,540	$3,098,856	$3,260,782	32.95	$3,351,672	32.95	$90,890	0.00
Transp. Homeless Reimbursement	($20,500)	($20,500)	$0	($12,750)	0.00	($12,750)	0.00	$0	0.00
Transp. Vocational Reimbursement	$0	$0	($1,500)	($6,000)	0.00	($6,000)	0.00	$0	0.00
Tutor	$1,976	$0	$4,797	$5,528	0.00	$5,528	0.00	$0	0.00
Workshops	$49,794	$52,651	$17,616	$103,100	0.00	$71,000	0.00	($32,100)	0.00
Salary and Other Compensation Total	**$16,749,799**	**$17,131,218**	**$17,518,731**	**$18,776,046**	**288.15**	**$19,212,183**	**289.17**	**$436,138**	**1.02**
Expenses									
Building Rental/Lease	$0	$0	$4,890	$37,500		$50,463	0.00	$12,963	0.00
Circuit Breaker Offset	($2,581,674)	($3,564,653)	($3,491,265)	($3,365,782)		($3,246,487)	0.00	$119,295	0.00
Computer Supplies	$3,347	$2,353	$2,826	$1,950		$1,950	0.00	$0	0.00
Conf/Mtgs - Administrators	$730	$165	$4,087	$14,593		$8,757	0.00	($5,836)	0.00
Conf/Mtgs - Professional Staff	$5,225	$3,442	$18,467	$27,242		$25,054	0.00	($2,188)	0.00
Copier Supplies	$296	$0	$0	$300		$300	0.00	$0	0.00
Dues - Administrators	$225	$745	$225	$1,500		$1,500	0.00	$0	0.00
Equipment Maintenance	$255	$0	$0	$400		$400	0.00	$0	0.00
Gasoline	$31,002	$22,551	$16,287	$39,000		$39,000	0.00	$0	0.00
Instructional Equipment	$31,160	$42,590	$30,684	$32,008		$32,008	0.00	$0	0.00
Instructional Materials	$42,407	$40,664	$70,293	$68,948		$78,409	0.00	$9,461	0.00
Instructional Software	$0	$0	$0	$180		$180	0.00	$0	0.00
Office Supplies	$1,460	$1,992	$2,416	$1,470		$1,470	0.00	$0	0.00
Other Communications Services	$4,786	$8,905	$3,120	$7,065		$12,380	0.00	$5,315	0.00
Other General Supplies	$2,309	$1,655	$5,026	$3,146		$3,146	0.00	$0	0.00
Other Professional Services	$138,374	$99,567	$120,211	$144,889		$148,039	0.00	$3,150	0.00
Other Vehicular Supplies	$1,370	$4,565	$3,001	$2,500		$2,500	0.00	$0	0.00
Postage	$1,543	$1,367	$81	$0		$0	0.00	$0	0.00
Pupil Tutoring Services	$6,054	$1,558	$5,005	$7,209		$6,900	0.00	($309)	0.00
Residential Tuition	$3,459,966	$3,826,573	$3,136,235	$3,100,469		$2,555,122	0.00	($545,347)	0.00
School Bus Transportation	$751,058	$533,733	$436,760	$839,082		$860,069	0.00	$20,987	0.00
Software Licenses	$16,750	$26,739	$22,912	$27,500		$27,500	0.00	$0	0.00
Testing Protocols	$32,271	$51,876	$30,392	$33,555		$28,586	0.00	($4,969)	0.00
Textbooks And Related Software	$1,458	$719	$0	$5,654		$1,895	0.00	($3,759)	0.00
Training And Development	$140	$0	$0	$500		$500	0.00	$0	0.00
Translation/Interpretting Serv	$41,708	$24,228	$39,032	$40,000		$40,000	0.00	$0	0.00
Transp Reimburse Parents	$10,000	$10,000	$10,862	$3,500		$3,500	0.00	$0	0.00
Travel - Mileage	$2,599	$1,460	$0	$3,450		$3,450	0.00	$0	0.00
Tuition Collaboratives	$689,720	$979,444	$887,422	$626,263		$592,738	0.00	($33,525)	0.00
Tuition In-State Schools	$41,900	$10,830	$0	$0		$0	0.00	$0	0.00
Tuition Out-Of-State Schools	$433,541	$318,312	$344,269	$283,350		$264,912	0.00	($18,438)	0.00
Tuition Private Schools	$2,266,467	$2,345,045	$2,765,971	$3,352,576		$3,515,669	0.00	$163,093	0.00
Vehicle Maintenance	$13,953	$11,170	$8,146	$13,000		$13,000	0.00	$0	0.00

Student Services Department by Type and Object Code	FY'19 Expended	FY'20 Expended	FY'21 Expended	FY'22 Adjusted Budget	FY'22 Adjusted Budget FTE	FY'23 Voted Budget	FY'23 Voted FTE	$ Variance (FY'23-FY'22)	FTE Variance (FY'23-FY'22)
Vehicle Use	$25,858	$69,879	$84,631	$109,950		$81,430	0.00	($28,520)	0.00
Vehicular Parts & Accessories	$14,448	$17,041	$7,740	$15,000		$14,500	0.00	($500)	0.00
Vehicular Tires And Tubes	$3,039	$180	$2,209	$3,000		$2,000	0.00	($1,000)	0.00
WHS Special Education Tuition Offset	($90,000)	($44,951)	($150,000)	($95,970)		($95,970)	0.00	$0	0.00
Expenses Total	**$5,403,746**	**$4,849,744**	**$4,421,935**	**$5,384,997**		**$5,074,870**	**0.00**	**($310,127)**	**0.00**
FY'23 Student Services Total	**$22,153,545**	**$21,980,962**	**$21,940,666**	**$24,161,043**	**288.15**	**$24,287,053**	**289.17**	**$126,011**	**1.02**

Student Services Department by Program, Type and Object Code	FY'19 Expended	FY'20 Expended	FY'21 Expended	FY'22 Adjusted Budget	FY'22 Adjusted Budget FTE	FY'23 Voted Budget	FY'23 Rec'd FTE	$ Variance (FY'23-FY'22)	FTE Variance (FY'23-FY'22)
Education Technology									
Salary and Other Compensation									
Instructional Coordinator	$130,965	$76,337	$0	$228,578	2.00	$233,431	2.00	$4,853	0.00
Salary and Other Compensation Total	**$130,965**	**$76,337**	**$0**	**$228,578**	**2.00**	**$233,431**	**2.00**	**$4,853**	**0.00**
Spec. Ed. Inclusion									
Salary and Other Compensation									
Counselor/Psychologist	$53,781	$57,893	$59,051	$60,840	0.50	$60,840	0.50	$0	0.00
Director/Department Head	$126,318	$134,049	$140,001	$142,801	1.00	$142,801	1.00	$0	0.00
Instructional Assistant	$948,437	$749,539	$705,969	$742,108	27.00	$782,654	27.00	$40,546	0.00
Instructional Coordinator	$0	$0	$219,385	$0	0.00	$0	0.00	$0	0.00
Other Temporary Staff	$77,952	$46,532	$23,889	$71,478	0.74	$71,478	0.74	$0	0.00
Paraprofessional	$731,655	$796,143	$1,209,158	$1,444,435	40.92	$1,507,533	40.92	$63,098	0.00
Paraprofessional Program	$0	$0	($65)	$0	0.00	$0	0.00	$0	0.00
Teacher	$2,173,752	$2,442,605	$2,574,734	$2,739,986	28.80	$2,729,147	27.80	($10,839)	(1.00)
Therapist	$549,789	$562,869	$534,361	$686,582	7.80	$730,632	7.80	$44,050	0.00
Unapprop/Unassigned	$0	$0	$0	$0	0.00	$0	0.00	$0	0.00
Salary and Other Compensation Total	**$4,661,684**	**$4,789,629**	**$5,466,483**	**$5,888,231**	**106.76**	**$6,025,085**	**105.76**	**$136,855**	**(1.00)**
Expenses									
Instructional Materials	$12,365	$7,079	$16,842	$13,300		$5,700	0.00	($7,600)	0.00
Other Professional Services	$97,737	$38,845	$84,272	$82,000		$89,600	0.00	$7,600	0.00
Travel - Mileage	$2,599	$1,460	$0	$3,450		$3,450	0.00	$0	0.00
WHS Special Education Tuition Offset	($90,000)	($44,951)	($150,000)	($95,970)		($95,970)	0.00	$0	0.00
Expenses Total	**$23,052**	**$2,433**	**($48,886)**	**$2,780**		**$2,780**	**0.00**	**$0**	**0.00**
Spec. Ed. Services									
Salary and Other Compensation									
Adjmnt Counselor/Social Worker	$96,981	$101,476	$104,142	$106,295	1.00	$106,295	1.00	$0	0.00
Counselor/Psychologist	$1,672,500	$1,688,918	$1,718,254	$1,854,581	18.70	$1,931,212	19.10	$76,631	0.40
Director/Department Head	$541,391	$541,776	$640,000	$692,875	5.00	$698,202	5.00	$5,327	0.00
Instructional Assistant	$1,792,177	$1,845,906	$1,536,355	$1,614,683	59.00	$1,718,058	59.00	$103,376	0.00
Other Temporary Staff	$0	$0	$1,776	$28,345	0.00	$28,345	0.00	$0	0.00
Paraprofessional	$286,445	$253,165	$122,162	$87,388	2.70	$84,987	2.50	($2,400)	(0.20)
PAWS Tuition Offset	($304,240)	($314,240)	($195,000)	($267,104)	0.00	($450,000)	0.00	($182,896)	0.00
Secretary	$145,922	$150,176	$152,733	$148,120	2.86	$164,511	2.86	$16,391	0.00
Special Education Team Chair	$455,643	$454,230	$500,767	$576,791	5.00	$576,791	5.00	$0	0.00
Substitute Support Staff S-T	$45,190	$951	$0	$47,867	0.00	$25,000	0.00	($22,867)	0.00
Substitute Teachers-Short Term	$1,926	$0	$0	$31,212	0.00	$5,000	0.00	($26,212)	0.00
Teacher	$3,895,136	$4,142,066	$4,168,017	$4,264,502	45.88	$4,506,749	47.70	$242,247	1.82
Therapist	$2,495,403	$2,506,671	$2,564,495	$2,574,199	25.15	$2,621,040	25.15	$46,841	0.00
Tutor	$1,976	$0	$4,797	$5,528	0.00	$5,528	0.00	$0	0.00
Workshops	$49,794	$52,651	$17,616	$0	0.00	$0	0.00	$0	0.00
Salary and Other Compensation Total	**$11,131,243**	**$11,423,746**	**$11,336,114**	**$11,765,281**	**165.29**	**$12,021,718**	**167.31**	**$256,437**	**2.02**
Expenses									
Building Rental/Lease	$0	$0	$4,890	$37,500		$50,463	0.00	$12,963	0.00
Computer Supplies	$3,347	$2,353	$2,826	$1,950		$1,950	0.00	$0	0.00
Conf/Mtgs - Administrators	$730	$165	$4,087	$14,593		$8,757	0.00	($5,836)	0.00
Conf/Mtgs - Professional Staff	$5,225	$3,442	$18,467	$27,242		$25,054	0.00	($2,188)	0.00
Copier Supplies	$296	$0	$0	$300		$300	0.00	$0	0.00
Equipment Maintenance	$0	$0	$0	$400		$400	0.00	$0	0.00
Instructional Materials	$30,043	$33,585	$53,451	$55,648		$72,709	0.00	$17,061	0.00
Instructional Software	$0	$0	$0	$180		$180	0.00	$0	0.00
Office Supplies	$1,460	$1,992	$2,416	$1,470		$1,470	0.00	$0	0.00
Other General Supplies	$2,309	$1,655	$5,026	$3,146		$3,146	0.00	$0	0.00
Other Professional Services	$40,637	$60,722	$35,939	$62,889		$58,439	0.00	($4,450)	0.00
Postage	$1,543	$1,367	$81	$0		$0	0.00	$0	0.00
Pupil Tutoring Services	$6,054	$1,558	$5,005	$7,209		$6,900	0.00	($309)	0.00
Software Licenses	$16,750	$26,739	$22,912	$27,500		$27,500	0.00	$0	0.00
Testing Protocols	$32,271	$51,876	$30,392	$33,555		$28,586	0.00	($4,969)	0.00
Textbooks And Related Software	$1,458	$719	$0	$5,654		$1,895	0.00	($3,759)	0.00
Translation/Interpretting Serv	$41,708	$24,228	$39,032	$40,000		$40,000	0.00	$0	0.00
Expenses Total	**$183,831**	**$210,400**	**$224,524**	**$319,236**		**$327,749**	**0.00**	**$8,513**	**0.00**

Student Services Department by Program, Type and Object Code	FY'19 Expended	FY'20 Expended	FY'21 Expended	FY'22 Adjusted Budget	FY'22 Adjusted Budget FTE	FY'23 Voted Budget	FY'23 Rec'd FTE	$ Variance (FY'23-FY'22)	FTE Variance (FY'23-FY'22)
Spec. Ed. Services (CB)									
Expenses									
Circuit Breaker Offset	($2,581,674)	($3,564,653)	($3,491,265)	($3,365,782)		($3,246,487)	0.00	$119,295	0.00
Expenses Total	**($2,581,674)**	**($3,564,653)**	**($3,491,265)**	**($3,365,782)**		**($3,246,487)**	**0.00**	**$119,295**	**0.00**
Spec. Ed. Services (OOD)									
Expenses									
Residential Tuition	$3,459,966	$3,826,573	$3,136,235	$3,100,469		$2,555,122	0.00	($545,347)	0.00
Tuition Collaboratives	$689,720	$979,444	$887,422	$626,263		$592,738	0.00	($33,525)	0.00
Tuition In-State Schools	$41,900	$10,830	$0	$0		$0	0.00	$0	0.00
Tuition Out-Of-State Schools	$433,541	$318,312	$344,269	$283,350		$264,912	0.00	($18,438)	0.00
Tuition Private Schools	$2,266,467	$2,345,045	$2,765,971	$3,352,576		$3,515,669	0.00	$163,093	0.00
Expenses Total	**$6,891,594**	**$7,480,205**	**$7,133,897**	**$7,362,658**		**$6,928,441**	**0.00**	**($434,217)**	**0.00**
Spec. Ed. Summer Program									
Salary and Other Compensation									
Other Temporary Staff	$0	$17,747	$0	$0	0.00	$0	0.00	$0	0.00
Salary and Other Compensation Total	**$0**	**$17,747**	**$0**	**$0**	**0.00**	**$0**	**0.00**	**$0**	**0.00**
Student Services									
Salary and Other Compensation									
Instructional Coordinator	$84,757	$119,021	$0	$0	0.00	$0	0.00	$0	0.00
Other Temporary Staff	$301,671	$246,778	$272,780	$285,799	0.00	$285,799	0.00	$0	0.00
Workshops	$0	$0	$0	$103,100	0.00	$71,000	0.00	($32,100)	0.00
Salary and Other Compensation Total	**$386,428**	**$365,799**	**$272,780**	**$388,899**	**0.00**	**$356,799**	**0.00**	**($32,100)**	**0.00**
Transportation: In District									
Salary and Other Compensation									
Dispatcher	$17,400	$16,973	$18,778	$18,602	0.33	$22,039	0.33	$3,437	(0.00)
Driver	$237,861	$282,867	$237,341	$287,663	8.45	$329,801	8.45	$42,138	0.00
Supervisor	$35,637	$32,927	$33,526	$34,197	0.39	$34,197	0.39	$0	0.00
Transp. Homeless Reimbursement	($20,500)	($20,500)	$0	($12,750)	0.00	($12,750)	0.00	$0	0.00
Salary and Other Compensation Total	**$270,397**	**$312,267**	**$289,645**	**$327,712**	**9.17**	**$373,287**	**9.17**	**$45,575**	**(0.00)**
Expenses									
Dues - Administrators	$225	$745	$225	$1,500		$1,500	0.00	$0	0.00
Gasoline	$11,116	$14,793	$14,813	$15,120		$15,120	0.00	$0	0.00
Instructional Equipment	$29,965	$38,351	$30,606	$29,258		$29,258	0.00	$0	0.00
Other Communications Services	$1,819	$5,788	$2,028	$3,065		$5,680	0.00	$2,615	0.00
Other Vehicular Supplies	$749	$2,998	$1,967	$950		$950	0.00	$0	0.00
School Bus Transportation	$93,641	$91,855	$385,191	$85,000		$79,774	0.00	($5,226)	0.00
Vehicle Maintenance	$5,420	$7,184	$5,295	$6,500		$6,500	0.00	$0	0.00
Vehicle Use	$9,826	$45,421	$55,010	$54,975		$40,715	0.00	($14,260)	0.00
Vehicular Parts & Accessories	$5,490	$10,987	$5,031	$7,500		$7,310	0.00	($190)	0.00
Vehicular Tires And Tubes	$1,155	$117	$1,436	$1,200		$800	0.00	($400)	0.00
Expenses Total	**$159,406**	**$218,240**	**$501,602**	**$205,068**		**$187,607**	**0.00**	**($17,461)**	**0.00**
Transportation: OOD									
Salary and Other Compensation									
Dispatcher	$0	$10,643	$10,111	$10,035	0.18	$11,864	0.18	$1,828	(0.00)
Driver	$134,274	$117,044	$127,046	$154,896	4.55	$177,585	4.55	$22,690	0.00
Supervisor	$34,808	$18,005	$18,052	$18,414	0.21	$18,414	0.21	$0	0.00
Transp. Vocational Reimbursement	$0	$0	($1,500)	($6,000)	0.00	($6,000)	0.00	$0	0.00
Salary and Other Compensation Total	**$169,082**	**$145,692**	**$153,709**	**$177,345**	**4.94**	**$201,863**	**4.94**	**$24,518**	**(0.00)**
Expenses									
Gasoline	$19,886	$7,758	$1,474	$23,880		$23,880	0.00	$0	0.00
Instructional Equipment	$1,098	$4,239	$78	$2,750		$2,750	0.00	$0	0.00
Other Communications Services	$2,967	$3,117	$1,092	$4,000		$6,700	0.00	$2,700	0.00
Other Vehicular Supplies	$622	$1,566	$1,034	$1,550		$1,550	0.00	$0	0.00
School Bus Transportation	$657,417	$441,878	$51,569	$754,082		$780,295	0.00	$26,213	0.00
Training And Development	$140	$0	$0	$500		$500	0.00	$0	0.00
Transp Reimburse Parents	$10,000	$10,000	$10,862	$3,500		$3,500	0.00	$0	0.00
Vehicle Maintenance	$8,533	$3,987	$2,851	$6,500		$6,500	0.00	$0	0.00

Student Services Department by Program, Type and Object Code	FY'19 Expended	FY'20 Expended	FY'21 Expended	FY'22 Adjusted Budget	FY'22 Adjusted Budget FTE	FY'23 Voted Budget	FY'23 Rec'd FTE	$ Variance (FY'23-FY'22)	FTE Variance (FY'23-FY'22)
Vehicle Use	$16,032	$24,458	$29,621	$54,975		$40,715	0.00	($14,260)	0.00
Vehicular Parts & Accessories	$8,958	$6,054	$2,709	$7,500		$7,190	0.00	($310)	0.00
Vehicular Tires And Tubes	$1,884	$63	$773	$1,800		$1,200	0.00	($600)	0.00
Expenses Total	**$727,537**	**$503,119**	**$102,063**	**$861,037**		**$874,780**	**0.00**	**$13,743**	**0.00**
FY'23 Student Services Total	**$22,153,545**	**$21,980,962**	**$21,940,666**	**$24,161,043**	**288.15**	**$24,287,053**	**289.17**	**$126,011**	**1.02**

Student Services Department by Location, Program, Type and Object Code	FY'19 Expended	FY'20 Expended	FY'21 Expended	FY'22 Adjusted Budget	FY'22 Adjusted Budget FTE	FY'23 Voted Budget	FY'23 Voted FTE	$ Variance (FY'23-FY'22)	FTE Variance (FY'23-FY'22)
Education Technology									
Districtwide									
Instructional Coordinator	$130,965	$76,337	$0	$228,578	2.00	$233,431	2.00	$4,853	0.00
Spec. Ed. Inclusion									
Pre-School at Wellesley (PAWS)									
Instructional Assistant	$105,983	$0	$0	$0	0.00	$0	0.00	$0	0.00
Instructional Materials	$0	$533	$597	$500		$500	0.00	$0	0.00
Other Professional Services	$22,790	$4,000	$21,494	$20,000		$20,000	0.00	$0	0.00
Other Temporary Staff	$16,291	$21,707	$21,371	$26,512	0.74	$26,512	0.74	$0	0.00
Paraprofessional	$114,848	$184,540	$284,666	$321,039	9.00	$333,789	9.00	$12,750	0.00
Teacher	$221,826	$226,262	$230,787	$235,403	2.00	$241,659	2.00	$6,256	0.00
Therapist	$199,734	$224,883	$171,245	$243,674	2.80	$256,503	2.80	$12,829	0.00
Bates Elementary School									
Instructional Equipment	$97	$0	$0	$0		$0	0.00	$0	0.00
Instructional Materials	$0	$0	$0	$550		$0	0.00	($550)	0.00
Other Professional Services	$20	$0	$0	$5,000		$8,307	0.00	$3,307	0.00
Fiske Elementary School									
Instructional Materials	$323	$0	$0	$2,600		$0	0.00	($2,600)	0.00
Other Professional Services	$20	$0	$2,050	$5,000		$6,007	0.00	$1,007	0.00
Paraprofessional	$0	$0	$0	$32,495	1.00	$34,117	1.00	$1,622	0.00
Hardy Elementary School									
Instructional Assistant	$0	$0	$0	$0	0.00	$30,986	1.00	$30,986	1.00
Instructional Materials	$0	$0	$0	$100		$0	0.00	($100)	0.00
Other Professional Services	$878	$3,532	$0	$5,000		$6,049	0.00	$1,049	0.00
Hunnewell Elementary School									
Instructional Assistant	$77,750	$53,118	$89,198	$61,973	2.00	$0	0.00	($61,973)	(2.00)
Instructional Materials	$874	$27	$0	$2,100		$0	0.00	($2,100)	0.00
Other Professional Services	$208	$10,115	$37,124	$5,000		$0	0.00	($5,000)	0.00
Paraprofessional	$0	$0	$0	$61,881	2.00	$0	0.00	($61,881)	(2.00)
Teacher	$131,096	$196,659	$211,596	$235,705	3.00	$0	0.00	($235,705)	(3.00)
Sprague Elementary School									
Instructional Assistant	$186,283	$17,176	$25	$139,419	5.00	$145,833	5.00	$6,413	0.00
Instructional Materials	$1,342	$1,022	$0	$600		$0	0.00	($600)	0.00
Other Professional Services	$2,157	$0	$0	$5,000		$9,329	0.00	$4,329	0.00
Paraprofessional	$0	$0	$0	$0	0.00	$64,990	2.00	$64,990	2.00
Teacher	$173,250	$179,206	$185,436	$270,810	3.00	$384,808	4.00	$113,998	1.00
Schofield Elementary School									
Instructional Assistant	$64,885	$87,922	$61,099	$62,473	2.00	$59,035	2.00	($3,438)	0.00
Instructional Materials	$725	$73	$0	$1,100		$0	0.00	($1,100)	0.00
Other Professional Services	$4,763	$1,810	$0	$5,000		$7,711	0.00	$2,711	0.00
Teacher	$170,019	$181,800	$188,192	$194,883	2.00	$197,934	2.00	$3,051	0.00
Therapist	$0	$3,122	$0	$0	0.00	$0	0.00	$0	0.00
Upham Elementary School									
Equipment Maintenance	$255	$0	$0	$0		$0	0.00	$0	0.00
Instructional Assistant	$29,908	$71,663	$67,626	$17,915	1.00	$58,535	2.00	$40,620	1.00
Instructional Materials	$2,661	$3,656	$11,028	$550		$0	0.00	($550)	0.00
Other Professional Services	$1,365	$4,700	$8,566	$5,000		$5,197	0.00	$197	0.00
Paraprofessional	$372,295	$425,797	$453,107	$528,229	15.00	$548,670	15.00	$20,441	0.00
Paraprofessional Program	$0	$0	($65)	$0	0.00	$0	0.00	$0	0.00
Teacher	$332,412	$362,357	$386,074	$400,396	4.00	$474,736	5.00	$74,340	1.00
Wellesley Middle School									
Counselor/Psychologist	$53,781	$57,893	$59,051	$60,840	0.50	$60,840	0.50	$0	0.00
Instructional Assistant	$298,916	$290,875	$267,505	$182,473	7.00	$198,776	7.00	$16,303	0.00
Instructional Materials	$1,154	$1,532	$1,284	$1,100		$1,100	0.00	$0	0.00
Other Professional Services	$6,085	$3,048	$6,947	$15,000		$15,000	0.00	$0	0.00
Other Temporary Staff	$29,321	$8,902	$0	$0	0.00	$0	0.00	$0	0.00
Paraprofessional	$36,559	$704	$194,666	$256,759	7.00	$261,654	7.00	$4,896	0.00
Teacher	$492,489	$611,436	$646,379	$677,306	7.00	$696,058	7.00	$18,752	0.00
Wellesley High School									
Instructional Assistant	$184,712	$228,785	$220,516	$277,856	10.00	$289,490	10.00	$11,634	0.00
Instructional Materials	$5,286	$236	$3,933	$4,100		$4,100	0.00	$0	0.00
Other Professional Services	$59,451	$11,640	$8,091	$12,000		$12,000	0.00	$0	0.00
Other Temporary Staff	$32,340	$15,923	$2,518	$44,966	0.00	$44,966	0.00	$0	0.00
Paraprofessional	$207,952	$185,103	$276,719	$244,032	6.92	$264,313	6.92	$20,281	0.00
Teacher	$567,034	$593,894	$626,606	$625,494	7.00	$633,963	7.00	$8,469	0.00
WHS Special Education Tuition Offset	($90,000)	($44,951)	($150,000)	($95,970)		($95,970)	0.00	$0	0.00

Student Services Department by Location, Program, Type and Object Code	FY'19 Expended	FY'20 Expended	FY'21 Expended	FY'22 Adjusted Budget	FY'22 Adjusted Budget FTE	FY'23 Voted Budget	FY'23 Voted FTE	$ Variance (FY'23-FY'22)	FTE Variance (FY'23-FY'22)
Districtwide									
Director/Department Head	$126,318	$134,049	$140,001	$142,801	1.00	$142,801	1.00	$0	0.00
Instructional Coordinator	$0	$0	$219,385	$0	0.00	$0	0.00	$0	0.00
Teacher	$85,626	$90,991	$99,664	$99,989	0.80	$99,989	0.80	$0	0.00
Therapist	$350,055	$334,864	$363,116	$442,908	5.00	$474,129	5.00	$31,221	0.00
Travel - Mileage	$2,599	$1,460	$0	$3,450		$3,450	0.00	$0	0.00
Spec. Ed. Services									
Pre-School at Wellesley (PAWS)									
Computer Supplies	$3,290	$2,178	$2,826	$1,800		$1,800	0.00	$0	0.00
Conf/Mtgs - Administrators	$149	$0	$697	$2,919		$2,919	0.00	$0	0.00
Conf/Mtgs - Professional Staff	$745	$0	$1,201	$4,378		$4,378	0.00	$0	0.00
Copier Supplies	$296	$0	$0	$300		$300	0.00	$0	0.00
Counselor/Psychologist	$117,669	$115,348	$122,361	$61,725	1.00	$64,296	1.00	$2,571	0.00
Director/Department Head	$134,565	$137,976	$140,721	$143,521	1.00	$143,521	1.00	$0	0.00
Equipment Maintenance	$0	$0	$0	$400		$400	0.00	$0	0.00
Instructional Assistant	$199,058	$310,254	$355,369	$326,538	13.00	$366,669	13.00	$40,130	0.00
Instructional Materials	$15,055	$17,553	$13,948	$16,654		$16,654	0.00	$0	0.00
Instructional Software	$0	$0	$0	$180		$180	0.00	$0	0.00
Other General Supplies	$2,309	$1,655	$5,026	$3,146		$3,146	0.00	$0	0.00
Paraprofessional	$249,617	$217,703	$98,207	$87,388	2.70	$84,987	2.50	($2,400)	(0.20)
PAWS Tuition Offset	($304,240)	($314,240)	($195,000)	($267,104)	0.00	($450,000)	0.00	($182,896)	0.00
Secretary	$53,070	$55,243	$56,000	$57,112	1.00	$57,112	1.00	$0	0.00
Substitute Support Staff S-T	$116	$0	$0	$0	0.00	$0	0.00	$0	0.00
Teacher	$509,952	$558,737	$566,739	$659,028	7.18	$739,423	8.00	$80,395	0.82
Testing Protocols	$3,461	$9,312	$1,119	$3,500		$3,500	0.00	$0	0.00
Therapist	$493,084	$454,867	$488,991	$454,488	4.70	$464,994	4.70	$10,506	0.00
Workshops	$6,724	$8,487	$990	$0	0.00	$0	0.00	$0	0.00
Bates Elementary School									
Conf/Mtgs - Professional Staff	$0	$0	$354	$1,338		$1,500	0.00	$162	0.00
Counselor/Psychologist	$74,586	$75,792	$80,528	$85,561	1.00	$186,470	1.80	$100,909	0.80
Instructional Assistant	$83,528	$89,263	$29,218	$53,563	2.00	$58,535	2.00	$4,973	0.00
Instructional Materials	$728	$1,340	$2,046	$2,477		$8,063	0.00	$5,586	0.00
Pupil Tutoring Services	$70	$25	$101	$101		$100	0.00	($1)	0.00
Teacher	$152,821	$199,426	$233,475	$239,607	3.00	$437,382	5.00	$197,775	2.00
Testing Protocols	$4,879	$1,955	$1,321	$3,353		$2,000	0.00	($1,353)	0.00
Textbooks And Related Software	$74	$103	$0	$502		$0	0.00	($502)	0.00
Therapist	$173,673	$185,616	$189,065	$195,678	1.70	$233,809	2.05	$38,131	0.35
Workshops	$3,570	$1,796	$329	$0	0.00	$0	0.00	$0	0.00
Fiske Elementary School									
Conf/Mtgs - Administrators	$0	$0	$138	$1,459		$0	0.00	($1,459)	0.00
Conf/Mtgs - Professional Staff	$0	$219	$1,771	$1,216		$1,500	0.00	$284	0.00
Counselor/Psychologist	$155,271	$152,887	$165,137	$202,798	2.00	$199,581	2.00	($3,217)	0.00
Instructional Assistant	$111,595	$116,016	$82,554	$84,836	3.00	$89,522	3.00	$4,685	0.00
Instructional Materials	$180	$1,424	$3,743	$2,428		$4,833	0.00	$2,405	0.00
Pupil Tutoring Services	$92	$25	$101	$101		$100	0.00	($1)	0.00
Teacher	$229,324	$233,910	$180,249	$186,446	2.00	$189,145	2.00	$2,699	0.00
Testing Protocols	$3,288	$1,618	$1,644	$2,258		$2,000	0.00	($258)	0.00
Textbooks And Related Software	$74	$103	$0	$502		$0	0.00	($502)	0.00
Therapist	$194,244	$195,840	$187,940	$206,236	1.80	$206,236	1.80	$0	0.00
Unapprop/Unassigned	($45,000)	$0	$0	$0	0.00	$0	0.00	$0	0.00
Workshops	$1,880	$0	$142	$0	0.00	$0	0.00	$0	0.00
Hardy Elementary School									
Conf/Mtgs - Administrators	$0	$0	$322	$0		$0	0.00	$0	0.00
Conf/Mtgs - Professional Staff	$0	$0	$733	$1,338		$1,500	0.00	$162	0.00
Counselor/Psychologist	$114,662	$116,955	$119,294	$121,680	1.00	$146,016	1.20	$24,336	0.20
Instructional Assistant	$94,403	$114,622	$149,283	$142,112	5.00	$144,643	5.00	$2,531	0.00
Instructional Materials	$503	$1,436	$3,054	$2,428		$4,893	0.00	$2,465	0.00
Paraprofessional			$23,955	$0	0.00	$0	0.00	$0	0.00
Pupil Tutoring Services	$70	$25	$101	$101		$100	0.00	($1)	0.00
Teacher	$175,692	$237,299	$257,533	$273,938	3.00	$344,916	4.00	$70,978	1.00
Testing Protocols	$4,176	$2,351	$1,486	$2,874		$2,000	0.00	($874)	0.00
Textbooks And Related Software	$74	$103	$0	$453		$0	0.00	($453)	0.00
Therapist	$154,032	$177,889	$119,126	$108,781	1.65	$169,994	2.25	$61,212	0.60
Workshops	$977	$654	$329	$0	0.00	$0	0.00	$0	0.00

Student Services Department by Location, Program, Type and Object Code	FY'19 Expended	FY'20 Expended	FY'21 Expended	FY'22 Adjusted Budget	FY'22 Adjusted Budget FTE	FY'23 Voted Budget	FY'23 Voted FTE	$ Variance (FY'23-FY'22)	FTE Variance (FY'23-FY'22)
Hunnewell Elementary School									
Conf/Mtgs - Administrators	$0	$0	$261	$1,459		$0	0.00	($1,459)	0.00
Conf/Mtgs - Professional Staff	$0	$60	$1,927	$1,459		$0	0.00	($1,459)	0.00
Counselor/Psychologist	$145,712	$145,551	$117,677	$182,519	1.80	$0	0.00	($182,519)	(1.80)
Instructional Assistant	$108,549	$53,092	$0	$0	0.00	$0	0.00	$0	0.00
Instructional Materials	$503	$873	$6,656	$3,339		$0	0.00	($3,339)	0.00
Pupil Tutoring Services	$140	$51	$0	$202		$0	0.00	($202)	0.00
Teacher	$228,333	$261,035	$197,454	$276,452	3.00	$0	0.00	($276,452)	(3.00)
Testing Protocols	$3,322	$1,637	$1,705	$2,258		$0	0.00	($2,258)	0.00
Textbooks And Related Software	$74	$103	$0	$500		$0	0.00	($500)	0.00
Therapist	$161,149	$135,043	$140,859	$152,567	1.70	$0	0.00	($152,567)	(1.70)
Workshops	$7,963	$6,911	$1,252	$0	0.00	$0	0.00	$0	0.00
Sprague Elementary School									
Conf/Mtgs - Administrators	$350	$0	$461	$1,459		$0	0.00	($1,459)	0.00
Conf/Mtgs - Professional Staff	$0	$0	$5,155	$2,311		$1,500	0.00	($811)	0.00
Counselor/Psychologist	$97,506	$96,843	$110,076	$116,956	1.00	$195,951	1.80	$78,995	0.80
Instructional Assistant	$135,466	$215,445	$185,499	$204,338	7.00	$208,556	7.00	$4,218	0.00
Instructional Materials	$2,804	$2,034	$3,659	$3,796		$9,498	0.00	$5,702	0.00
Other Professional Services	$3,015	$0	$0	$0		$0	0.00	$0	0.00
Pupil Tutoring Services	$140	$51	$0	$202		$100	0.00	($102)	0.00
Teacher	$347,816	$480,309	$503,095	$297,531	3.00	$406,033	4.00	$108,502	1.00
Testing Protocols	$4,343	$5,043	$1,616	$2,942		$2,000	0.00	($942)	0.00
Textbooks And Related Software	$74	$103	$0	$600		$0	0.00	($600)	0.00
Therapist	$357,495	$377,842	$381,763	$353,526	3.30	$381,667	3.55	$28,141	0.25
Workshops	$3,580	$5,084	$2,705	$0	0.00	$0	0.00	$0	0.00
Schofield Elementary School									
Conf/Mtgs - Professional Staff	$0	$0	$155	$1,459		$1,500	0.00	$41	0.00
Counselor/Psychologist	$114,915	$104,924	$81,403	$192,557	2.00	$200,550	2.00	$7,993	0.00
Instructional Assistant	$72,974	$81,597	$117,984	$107,632	4.00	$120,508	4.00	$12,877	0.00
Instructional Materials	$826	$812	$5,980	$2,884		$7,225	0.00	$4,341	0.00
Pupil Tutoring Services	$170	$25	$101	$101		$100	0.00	($1)	0.00
Teacher	$232,331	$172,031	$126,046	$183,854	2.00	$186,446	2.00	$2,592	0.00
Testing Protocols	$2,639	$2,789	$1,483	$1,847		$2,000	0.00	$153	0.00
Textbooks And Related Software	$74	$103	$0	$602		$0	0.00	($602)	0.00
Therapist	$172,477	$211,480	$218,894	$226,531	2.10	$226,531	2.10	$0	0.00
Workshops	$2,001	$4,029	$0	$0	0.00	$0	0.00	$0	0.00
Upham Elementary School									
Conf/Mtgs - Administrators	$0	$0	$460	$1,459		$0	0.00	($1,459)	0.00
Conf/Mtgs - Professional Staff	$540	$0	$1,539	$2,067		$1,500	0.00	($567)	0.00
Counselor/Psychologist	$91,730	$93,564	$95,435	$97,344	0.80	$97,344	0.80	$0	0.00
Instructional Assistant	$68,823	$1,661	$1,025	$59,618	2.00	$60,807	2.00	$1,190	0.00
Instructional Materials	$683	$511	$4,673	$3,796		$3,697	0.00	($99)	0.00
Paraprofessional	$9,869	$5,517	$0	$0	0.00	$0	0.00	$0	0.00
Pupil Tutoring Services	$170	$25	$101	$101		$100	0.00	($1)	0.00
Teacher	$112,276	$115,620	$130,008	$138,135	1.50	$143,890	1.50	$5,755	0.00
Testing Protocols	$2,096	$6,399	$2,361	$1,437		$2,000	0.00	$563	0.00
Textbooks And Related Software	$74	$103	$0	$600		$0	0.00	($600)	0.00
Therapist	$343,368	$271,669	$291,292	$302,007	2.60	$347,648	3.10	$45,640	0.50
Workshops	$10,301	$9,251	$6,541	$0	0.00	$0	0.00	$0	0.00
All Elementary Schools									
Director/Department Head	$129,341	$137,256	$267,921	$277,369	2.00	$280,058	2.00	$2,689	0.00
Special Education Team Chair	$233,882	$223,735	$246,359	$256,585	2.00	$256,585	2.00	$0	0.00
Wellesley Middle School									
Computer Supplies	$57	$0	$0	$150		$150	0.00	$0	0.00
Conf/Mtgs - Administrators	$231	$0	$522	$2,919		$2,919	0.00	$0	0.00
Conf/Mtgs - Professional Staff	$1,886	$236	$4,572	$5,838		$5,838	0.00	$0	0.00
Counselor/Psychologist	$341,087	$341,049	$357,435	$357,683	3.10	$387,089	3.50	$29,406	0.40
Director/Department Head	$129,389	$137,256	$96,792	$129,184	1.00	$131,822	1.00	$2,638	0.00
Instructional Assistant	$428,621	$480,119	$395,959	$405,509	15.00	$433,894	15.00	$28,385	0.00
Instructional Materials	$3,615	$6,595	$6,123	$6,678		$6,678	0.00	$0	0.00
Office Supplies	$1,002	$1,671	$2,299	$1,150		$1,150	0.00	$0	0.00
Other Temporary Staff	$0	$0	$1,776	$28,345	0.00	$28,345	0.00	$0	0.00
Paraprofessional	$10,326	$0	$0	$0	0.00	$0	0.00	$0	0.00
Postage	$1,543	$1,367	$81	$0		$0	0.00	$0	0.00
Pupil Tutoring Services	$1,295	$368	$1,500	$1,800		$1,800	0.00	$0	0.00

Student Services Department by Location, Program, Type and Object Code	FY'19 Expended	FY'20 Expended	FY'21 Expended	FY'22 Adjusted Budget	FY'22 Adjusted Budget FTE	FY'23 Voted Budget	FY'23 Voted FTE	$ Variance (FY'23-FY'22)	FTE Variance (FY'23-FY'22)
Secretary	$46,515	$46,902	$47,608	$44,763	0.93	$52,938	0.93	$8,175	0.00
Special Education Team Chair	$108,774	$115,248	$136,856	$119,904	1.00	$119,904	1.00	$0	0.00
Substitute Support Staff S-T	$5,970	$0	$0	$0	0.00	$0	0.00	$0	0.00
Teacher	$1,061,980	$995,771	$1,031,234	$1,093,922	11.00	$1,120,080	11.00	$26,158	0.00
Testing Protocols	$1,251	$8,753	$7,719	$6,543		$6,543	0.00	$0	0.00
Textbooks And Related Software	$938	$0	$0	$1,895		$1,895	0.00	$0	0.00
Therapist	$285,309	$240,716	$257,338	$341,623	3.30	$350,237	3.30	$8,614	0.00
Tutor	$120	$0	$0	$5,528	0.00	$5,528	0.00	$0	0.00
Workshops	$9,121	$11,328	$5,328	$0	0.00	$0	0.00	$0	0.00
Wellesley High School									
Adjmnt Counselor/Social Worker	$96,981	$101,476	$104,142	$106,295	1.00	$106,295	1.00	$0	0.00
Computer Supplies	$0	$175	$0	$0		$0	0.00	$0	0.00
Conf/Mtgs - Administrators	$0	$165	$1,226	$2,919		$2,919	0.00	$0	0.00
Conf/Mtgs - Professional Staff	$2,054	$2,927	$1,060	$5,838		$5,838	0.00	$0	0.00
Counselor/Psychologist	$419,363	$446,004	$468,908	$435,758	5.00	$453,915	5.00	$18,157	0.00
Director/Department Head	$148,095	$129,288	$134,566	$142,801	1.00	$142,801	1.00	$0	0.00
Instructional Assistant	$489,160	$383,838	$219,464	$230,537	8.00	$234,924	8.00	$4,387	0.00
Instructional Materials	$5,146	$1,007	$3,569	$11,168		$11,168	0.00	$0	0.00
Office Supplies	$457	$321	$117	$320		$320	0.00	$0	0.00
Paraprofessional	$16,633	$29,945	$0	$0	0.00	$0	0.00	$0	0.00
Pupil Tutoring Services	$3,906	$962	$3,000	$4,500		$4,500	0.00	$0	0.00
Secretary	$46,337	$48,032	$49,125	$46,246	0.93	$54,461	0.93	$8,215	0.00
Special Education Team Chair	$112,988	$115,247	$117,552	$200,302	2.00	$200,302	2.00	$0	0.00
Substitute Support Staff S-T	$764	$0	$0	$0	0.00	$0	0.00	$0	0.00
Teacher	$844,610	$887,926	$942,184	$915,589	10.20	$939,434	10.20	$23,845	0.00
Testing Protocols	$2,815	$12,018	$9,938	$6,543		$6,543	0.00	$0	0.00
Therapist	$160,573	$255,707	$289,227	$232,763	2.30	$239,927	2.30	$7,164	0.00
Tutor	$1,855	$0	$4,797	$0	0.00	$0	0.00	$0	0.00
Workshops	$3,677	$5,111	$0	$0	0.00	$0	0.00	$0	0.00
Out-of-District									
Other Professional Services	$35,659	$41,184	$33,997	$56,078		$51,628	0.00	($4,450)	0.00
Districtwide									
Building Rental/Lease	$0	$0	$4,890	$37,500		$50,463	0.00	$12,963	0.00
Other Professional Services	$1,962	$19,538	$1,942	$6,811		$6,811	0.00	$0	0.00
Software Licenses	$16,750	$26,739	$22,912	$27,500		$27,500	0.00	$0	0.00
Substitute Support Staff S-T	$38,340	$951	$0	$47,867	0.00	$25,000	0.00	($22,867)	0.00
Substitute Teachers-Short Term	$1,926	$0	$0	$31,212	0.00	$5,000	0.00	($26,212)	0.00
Translation/Interpretting Serv	$41,708	$24,228	$39,032	$40,000		$40,000	0.00	$0	0.00
Spec. Ed. Services (CB)									
Out-of-District									
Circuit Breaker Offset	($2,581,674)	($3,564,653)	($3,491,265)	($3,365,782)		($3,246,487)	0.00	$119,295	0.00
Spec. Ed. Services (OOD)									
Collaboratives									
Tuition Collaboratives	$689,720	$979,444	$887,422	$626,263		$592,738	0.00	($33,525)	0.00
Out-of-District									
Residential Tuition	$3,459,966	$3,826,573	$3,136,235	$3,100,469		$2,555,122	0.00	($545,347)	0.00
Tuition In-State Schools	$41,900	$10,830	$0	$0		$0	0.00	$0	0.00
Tuition Out-Of-State Schools	$433,541	$318,312	$344,269	$283,350		$264,912	0.00	($18,438)	0.00
Tuition Private Schools	$2,266,467	$2,345,045	$2,765,971	$3,352,576		$3,515,669	0.00	$163,093	0.00
Spec. Ed. Summer Program									
Districtwide									
Other Temporary Staff	$0	$17,747	$0	$0	0.00	$0	0.00	$0	0.00
Student Services									
Districtwide									
Instructional Coordinator	$84,757	$119,021	$0	$0	0.00	$0	0.00	$0	0.00
Other Temporary Staff	$301,671	$246,778	$272,780	$285,799	0.00	$285,799	0.00	$0	0.00
Workshops	$0	$0	$0	$103,100	0.00	$71,000	0.00	($32,100)	0.00
Transportation: In District									
Collaboratives									
School Bus Transportation	$93,641	$91,855	$385,191	$85,000		$79,774	0.00	($5,226)	0.00

Student Services Department by Location, Program, Type and Object Code	FY'19 Expended	FY'20 Expended	FY'21 Expended	FY'22 Adjusted Budget	FY'22 Adjusted Budget FTE	FY'23 Voted Budget	FY'23 Voted FTE	$ Variance (FY'23-FY'22)	FTE Variance (FY'23-FY'22)
Districtwide									
Dispatcher	$17,400	$16,973	$18,778	$18,602	0.33	$22,039	0.33	$3,437	(0.00)
Driver	$237,861	$282,867	$237,341	$287,663	8.45	$329,801	8.45	$42,138	0.00
Dues - Administrators	$225	$745	$225	$1,500		$1,500	0.00	$0	0.00
Gasoline	$11,116	$14,793	$14,813	$15,120		$15,120	0.00	$0	0.00
Instructional Equipment	$29,965	$38,351	$30,606	$29,258		$29,258	0.00	$0	0.00
Other Communications Services	$1,819	$5,788	$2,028	$3,065		$5,680	0.00	$2,615	0.00
Other Vehicular Supplies	$749	$2,998	$1,967	$950		$950	0.00	$0	0.00
Supervisor	$35,637	$32,927	$33,526	$34,197	0.39	$34,197	0.39	$0	0.00
Transp. Homeless Reimbursement	($20,500)	($20,500)	$0	($12,750)	0.00	($12,750)	0.00	$0	0.00
Vehicle Maintenance	$5,420	$7,184	$5,295	$6,500		$6,500	0.00	$0	0.00
Vehicle Use	$9,826	$45,421	$55,010	$54,975		$40,715	0.00	($14,260)	0.00
Vehicular Parts & Accessories	$5,490	$10,987	$5,031	$7,500		$7,310	0.00	($190)	0.00
Vehicular Tires And Tubes	$1,155	$117	$1,436	$1,200		$800	0.00	($400)	0.00
Transportation: OOD									
Out-of-District									
School Bus Transportation	$657,417	$441,878	$51,569	$754,082		$780,295	0.00	$26,213	0.00
Training And Development	$140	$0	$0	$500		$500	0.00	$0	0.00
Districtwide									
Dispatcher	$0	$10,643	$10,111	$10,035	0.18	$11,864	0.18	$1,828	(0.00)
Driver	$134,274	$117,044	$127,046	$154,896	4.55	$177,585	4.55	$22,690	0.00
Gasoline	$19,886	$7,758	$1,474	$23,880		$23,880	0.00	$0	0.00
Instructional Equipment	$1,098	$4,239	$78	$2,750		$2,750	0.00	$0	0.00
Other Communications Services	$2,967	$3,117	$1,092	$4,000		$6,700	0.00	$2,700	0.00
Other Vehicular Supplies	$622	$1,566	$1,034	$1,550		$1,550	0.00	$0	0.00
Supervisor	$34,808	$18,005	$18,052	$18,414	0.21	$18,414	0.21	$0	0.00
Transp Reimburse Parents	$10,000	$10,000	$10,862	$3,500		$3,500	0.00	$0	0.00
Transp. Vocational Reimbursement	$0	$0	($1,500)	($6,000)	0.00	($6,000)	0.00	$0	0.00
Vehicle Maintenance	$8,533	$3,987	$2,851	$6,500		$6,500	0.00	$0	0.00
Vehicle Use	$16,032	$24,458	$29,621	$54,975		$40,715	0.00	($14,260)	0.00
Vehicular Parts & Accessories	$8,958	$6,054	$2,709	$7,500		$7,190	0.00	($310)	0.00
Vehicular Tires And Tubes	$1,884	$63	$773	$1,800		$1,200	0.00	($600)	0.00
FY'23 Student Services Total	**$22,153,545**	**$21,980,962**	**$21,940,666**	**$24,161,043**	**288.15**	**$24,287,053**	**289.17**	**$126,011**	**1.02**

Special Revenue
Grant Funds

WELLESLEY PUBLIC SCHOOLS
Learning • Caring • Innovating

Special Revenue Funds: Grants

Wellesley Public Schools is the recipient of a variety of grant funds. Sources include state, federal, and private grants. Most of the grants Wellesley receives are administered by the Massachusetts Department of Elementary and Secondary Education (MA DESE). Below is a summary of grants by type and authorization that the district has received since fiscal year 2019.

State Grants	Legislative Authority
Metropolitan Council for Educational Opp. (METCO)	M.G.L. Ch. 71 Sec. 37A
Comprehensive School Health (DPH)	M.G.L. Ch. 71 Sec. 37A
State Coronavirus Prevention	M.G.L. Ch. 71 Sec. 37A
Puerto Rico USVI Hurricane Relief	M.G.L. Ch. 71 Sec. 37A
Preservation Assessment Library	M.G.L. Ch. 71 Sec. 37A
Special Support Earmark	M.G.L. Ch. 71 Sec. 37A
Influence 100	M.G.L. Ch. 71 Sec. 37A

Federal Grants	Legislative Authority
Coronavirus Relief Fund (CvRF) School Reopening	M.G.L. Ch. 44 Sec. 53A
Coronavirus Relief Fund (CvRF) School Nutrition	M.G.L. Ch. 44 Sec. 53A
Supplemental Funding for Pooled Testing	M.G.L. Ch. 44 Sec. 53A
Elem. & Secondary Educ. Emergency Relief I (ESSER)	M.G.L. Ch. 44 Sec. 53A
Elem. & Secondary Educ. Emergency Relief II (ESSER)	M.G.L. Ch. 44 Sec. 53A
Remote Learning Technology Essentials Grant	M.G.L. Ch. 44 Sec. 53A
Elem. & Secondary Educ. Emergency Relief III (ESSER)	M.G.L. Ch. 44 Sec. 53A
Title II, Part A: Building Systems of Support	M.G.L. Ch. 44 Sec. 53A
Title III, Part A: English Language Acquisition	M.G.L. Ch. 44 Sec. 53A
Leading Educational Access Project (LEAP)	M.G.L. Ch. 44 Sec. 53A
Special Education I.D.E.A.	M.G.L. Ch. 44 Sec. 53A
Systems for Student Success Initiative (SfSS)	M.G.L. Ch. 44 Sec. 53A
American Rescue Plan (ARP) I.D.E.A.	M.G.L. Ch. 44 Sec. 53A
I.D.E.A. Spec. Ed. Targeted Improvement	M.G.L. Ch. 44 Sec. 53A
Early Childhood Special Education Program Imp.	M.G.L. Ch. 44 Sec. 53A
American Rescue Plan (ARP) Early Childhood	M.G.L. Ch. 44 Sec. 53A
I.D.E.A. Targeted Special Education Program Imp.	M.G.L. Ch. 44 Sec. 53A
Early Childhood Targeted Special Education	M.G.L. Ch. 44 Sec. 53A
Title I: Part A, Improving Basic Program	M.G.L. Ch. 44 Sec. 53A
Title IV, Part A: Student Support and Acad. Enrichment	M.G.L. Ch. 44 Sec. 53A

Private Grants	Legislative Authority
Wellesley Education Foundation (WEF)	M.G.L. Ch. 71, Sec. 37A

Donations	Legislative Authority
All Donations to Wellesley Public Schools	M.G.L. Ch. 44 Sec. 53A

When applying for grants, Wellesley Public Schools is mindful of the budgetary impact on the Town when grant funds are reduced and/or eliminated, especially as it relates to personnel. The breakout between state and federal funding sources in fiscal year 2022 is:

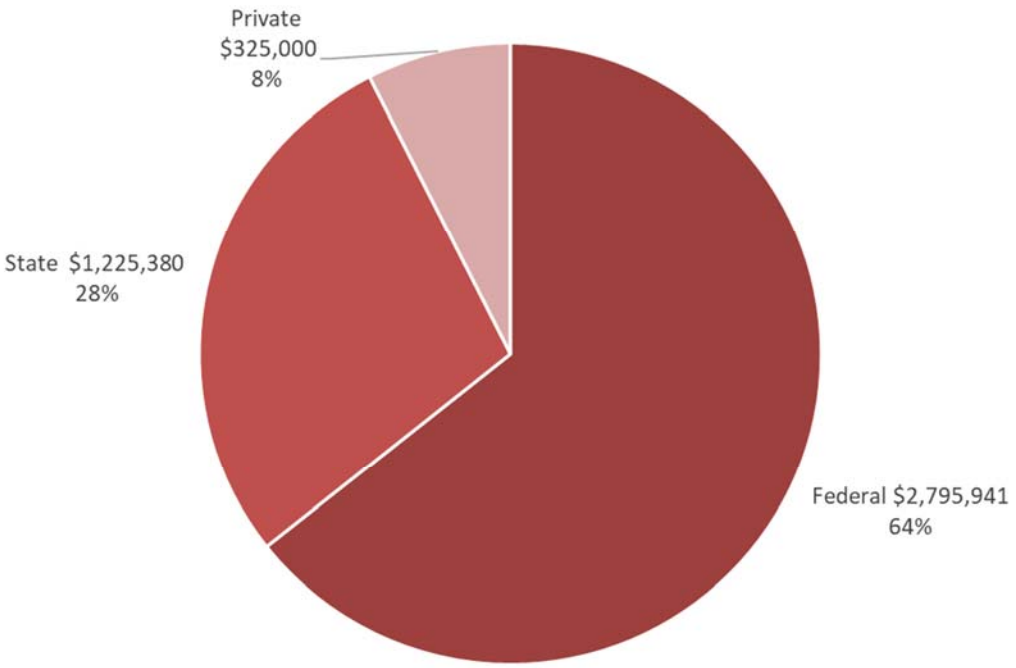

In most years, state grants are more vulnerable to reductions as they are reliant on the availability of state revenue and legislative action on an annual basis. In FY'20 through FY'24, the schools received several one-time state and federal grants for COVID-19 related expenses.

Coronavirus (COVID-19) Related Grants:

The Wellesley Public Schools has received several grants in response to the global pandemic. These funds have allowed the district to rent tents for outdoor learning; purchase personal protective equipment (PPE); purchase technology to enable remote learning; contract for viral testing to keep staff and students safe in the schools; and hire staff to cover absences and address educational learning losses as well as to address social/emotional needs of students. Although many of these funds are federal sources, there are local and state resources as well. The table below is an overview of school related COVID funds. Each grant is described in detail in this section.

Name	Source	Amount
Coronavirus Relief Fund (CvRF)	Federal Grant	$1,097,100
Coronavirus Relief Fund (CvRF) – School Nutrition	Federal Grant	$6,169
Supplemental Funding for Pooled Testing	Federal Grant	$79,504
Elem. & Sec. School Emergency Relief I	Federal Grant	$123,519
Elem. & Sec. School Emergency Relief II	Federal Grant	$447,227
Remote Learning Technology Essentials	Federal Grant	$104,127
Elem. & Sec. School Emergency Relief III	Federal Grant	$982,642
American Rescue Plan (ARP) Special Education	Federal Grant	$272,758
American Rescue Plan (ARP) Special Ed. Early Child.	Federal Grant	$24,270
Federal Emergency Management Agency Reimbursement (FEMA)	Federal Grant	$365,638
COVID-19 Innovation Fund	WEF	$600,000
Town Allocated CARES Funds to Schools (Remote Learning)	Federal Grant	$1,710,782
	Total Funds Received Through 12/1/2021:	$5,813,736

We anticipate additional pandemic recovery funds to be allocated in the upcoming year. At this point, we do not have an amount or any known restrictions on their use. As grants are made available to Wellesley Public Schools, we will provide updates at a future School Committee meeting.

Federal Emergency Management Agency (FEMA) Reimbursement:
During the pandemic, FEMA made various disaster relief grants available to cities and towns through the Public Assistance (PA) grant program. The PA grant program reimburses cities and towns for eligible costs related to debris removal, emergency protective measures, and the repair or replacement of disaster-damaged publicly owned facilities. Wellesley Public Schools, with the assistance of the Town Finance Office and Fire Department, submitted four (4) PA grants under the emergency protective measures for the district's viral testing program during school year 2020-2021. Eligible expenses, incurred in March 2021 through June 2021, were submitted for review. FEMA approved all four (4) grants at 100% reimbursement totaling $365K. The Town received the reimbursement for FY'21 expenses in FY'22.

The district will submit two additional claims in FY'22 seeking reimbursement of personal protective equipment (PPE) and COVID-19 test kits. Reimbursement will be dependent on a review by FEMA. The two claims are anticipated to total approximately $165K. If we are successful in seeking these funds, the funds will be remitted to the Town of Wellesley not Wellesley Public Schools.

Other Funding Sources:
In addition to the funding sources from federal and state revenues and local receipts that support the School District's budget, Wellesley Public Schools is very fortunate to be the beneficiary of the extraordinary generosity of community members through the Wellesley Education Foundation (WEF), the Parent-Teacher Organizations (PTO) for each school, and several local organizations that support the schools. The following information highlights the degree to which private funds supplement the education of students in Wellesley and, as fiscal constraints affect the ability of the schools to manage within more limited resources, all these gifts and donations provide critical support for the programs and initiatives of the district.

- ✓ *Wellesley Education Foundation (WEF) Grants*
  The Wellesley Education Foundation funds grants through two cycles each year - Spring and Fall. In FY'21 WEF approved more than $649K in grants submitted by staff in the district, including the COVID-19 Innovation Fund (Viral Testing).

- ✓ *Parent-Teacher Organization (PTO) Donations*
  In addition to the WEF grants, the PTOs and other local organizations, businesses and private citizens generously donate funds to support the schools. In FY'21, the PTOs donated over $52K to support the Wellesley Public Schools. Field trips and other enrichment opportunities might not otherwise be available to students without this support.

The Wellesley Public Schools is grateful for this incredible financial support, as well as the countless hours of volunteer time and effort that the community contributes to ensure a high-quality educational experience for its students.

The following pages provide grant level data including purpose of grant; historical award information; use of funds in Wellesley; and funding source details. Following the narrative pages, we have included detailed budget information.

Special Revenue Funds: State Grants

Below is a description of the information provided for all state grant funds:

Name of State Grant	**Fund Code: XXXX**	**FY'22 Award Amount**

Grant Manager: Person who is responsible for the management of the grant

Purpose: The purpose of the grant is described in this section. Often this is the description provided by the awarding agency.

State Grant	FY'19 Award	FY'20 Award	FY'21 Award	FY'22 Award
Name of Grant	State Grant Award Amount for FY'19 – FY'22			

A description of how the grant funds will be used in Wellesley.

Munis Fund Code:	Fund Code Appropriate to Source of Funds
Munis Organization Code:	Organization Code Assigned to the State Grant
Funding Type:	State Appropriation Account Number
Grantor:	Awarding Agency

Within the Special Revenue Fund: Grants, after the Federal Grant Fund narratives, is a spreadsheet that details the expenditures by fiscal year. When state grant funds are not fully expended, the narrative will reflect the award amount and the spreadsheet will reflect actual expenditures that are less than the award. In addition, the spreadsheet provides expected FY'23 award amounts and the uses of these expected funds.

Special Support Earmark Grant **Fund Code: 192** **$0**

Grant Manager: Wen Cobb, Director of Accounting and Business Services

Purpose: The purpose of this grant is to administer state legislative earmarks to Public School districts as outlined in the FY2021 state budget.

State Grant	FY'19 Award	FY'20 Award	FY'21 Award	FY'22 Award
Special Support	$0	$0	$20,833	$0

In Wellesley, the grant was used to fund a Teaching Assistant assigned to the Remote Learning School (RLS).

Munis Fund Code: 0026
Munis Organization Code: 2632-6692
Funding Type: State Appropriation Account: 7010-0005
Grantor: Massachusetts Department of Elementary and Secondary Education

Metropolitan Council for Educational Opportunity (METCO) Fund Code: 317 $1,195,780

Grant Manager: Cynthia Russell, K-12 Director of METCO

Purpose: The purpose of the state-funded METCO Program is to expand educational opportunities, increase diversity, and reduce racial isolation by permitting students in Boston and Springfield to attend public schools in other communities that have agreed to participate. The METCO program provides students at participating school districts the opportunity to experience the advantages of learning and working in a racially, ethnically, and linguistically diverse setting.

Wellesley began its relationship with the METCO program in 1966 as one of the original seven founding districts.

State Grant	FY'19 Award	FY'20 Award	FY'21 Award	FY'22 Award
METCO	$967,825	$1,052,007	$1,105,070	$1,195,780

In Wellesley, the METCO grant covers the costs associated with a director, three Instructional Coordinators, four Bus Monitors: academic support for students and an Administrative Assistant. Related fringe benefits are also charged to the grant (workers' compensation; health insurance; local retirement; and Medicare tax). A FY'23 budget request included increasing the number of METCO Instructional Coordinators at the High School from 0.50 FTEs to 1.5 FTEs. During the budget development phase, the state announced an increase in the METCO grant for FY'22. With this unexpected increase, the district was able to move forward immediately with the requested staff increase. Instructional materials, office supplies, membership dues and staff travel are funded in the grant. The grant partially covers transportation costs related to transporting students to and from Boston daily (including late buses). The general fund covers approximately 79.99% of the total transportation costs.

Historical enrollment of Boston resident students in Wellesley:

	School Year 18-19	School Year 19-20	School Year 20-21[1]	School Year 21-22
Boston Resident Students	157	158	152	155

The Massachusetts General Appropriations Act (GAA) account 7010-0012, is the funding source for the Metropolitan Council for Educational Opportunity, Inc., or METCO program.

Munis Fund Code: 0026
Munis Organization Code: 2632-6275
Funding Type: State Appropriation Account: 7010-0012
Grantor: Massachusetts Department of Elementary and Secondary Education

[1] Wellesley strives to maintain enrollment of 158 Boston resident students. In school year 2020-2021, the October 1st state numbers are 152 due to the late enrollment of an additional 5 students. There are 157 Boston resident students enrolled as of October 30, 2020, even though the state count will show 152 students.

Influence 100 **Fund Code: 329** **$0**

Grant Manager: Wen Cobb, Director of Accounting and Business Services

Purpose: The purpose of this state grant is to increase the racial and ethnic diversity of superintendents in Massachusetts, create more culturally responsive districts and leaders across the Commonwealth, and promote better outcomes for students. Districts select rising leaders to participate in a 2-year fellowship to prepare for superintendent roles through monthly training and ongoing support in multiple areas, all with a focus on equity.

State Grant	FY'19 Award	FY'20 Award	FY'21 Award	FY'22 Award
Influence 100	$0	$0	$1,000	$0

In Wellesley, the grant was used as a stipend for the participant of the program.

Munis Fund Code: 0026
Munis Organization Code: 2632-6629
Grantor: Massachusetts Department of Elementary and Secondary Education

Comprehensive School Health **Fund Code: 0025** **$29,600**

Grant Manager: Ashley Hulme, Director of Health Services

Purpose: The goal of the Comprehensive School Health Grant is to provide mental and physical health services aimed at improving student attendance and boosting their academic achievement.

State Grant	FY'19 Award	FY'20 Award	FY'21 Award	FY'22 Award
Comp. School Health	$3,000	$5,000	$20,000	$29,600

Prior to fiscal year 2020, Wellesley received the grant funds through a partnership with the Newton Public Schools to provide Essential School Health Services funds to enhance professional development of our school nurses and purchase necessary medical supplies and equipment for the nurse's offices. In fiscal year 2020, the Massachusetts Department of Public Health (MA DPH) awarded a Comprehensive School Health grant to Wellesley Public Schools. The funds will be used for medical supplies, substitute nurses and professional development.

Due to COVID, the state authorized an additional $15,000 in one-time grant funds in FY'21. These additional funds were used to cover the costs associated with contact tracing related to the district's viral testing program and additional workdays for the Nurse Leader. In FY'22, the state again authorized additional funds ($24,600) to assist with the impact of COVID contact tracing and personal protective equipment (PPE).

Fiscal year 2022 is the third year of this four-year grant. Each grant comes with three, 2-year options to renew.

Munis Fund Code: 0026
Munis Organization Code: 2632-6500
Grantor: Massachusetts Department of Public Health

State Coronavirus Prevention Grant **Fund Code: N/A** **$0**

Grant Manager: Wen Cobb, Director of Accounting and Business Services

Purpose: The purpose of this state one-time grant to school districts, charter schools, and educational collaboratives for additional assistance to support coronavirus prevention efforts and to maintain and increase educational quality during the pandemic. The allocation is based on each entity to receive a grant equal to the sum of $25 multiplied by their FY2021 foundation enrollment plus $75 multiplied by their low-income enrollment.

State Grant	FY'19 Award	FY'20 Award	FY'21 Award	FY'22 Award
State Prevention	$0	$0	$145,375	$0

In Wellesley, the grant was used to partially cover the costs associated with staff related to the Remote Learning School (RLS).

Munis Fund Code: 0026
Munis Organization Code: 2632-6600
Funding Type: State Appropriation Account: 7061-0027
Grantor: Massachusetts Department of Elementary and Secondary Education

Puerto Rico USVI Hurricane Relief Grant **Fund Code: N/A** **$0**

Grant Manager: Wen Cobb, Director of Accounting and Business Services

Purpose: The purpose of this state grant program is to assist districts serving students from Puerto Rico and the U.S. Virgin Islands displaced by the fall 2017 hurricanes. Massachusetts Department of Elementary and Secondary Education (MA DESE) allocated these funds based on each qualifying district's fiscal year 2019 foundation budget per pupil.

State Grant	FY'19 Award	FY'20 Award	FY'21 Award	FY'22 Award
Puerto Rico USVI	$1,517	$0	$0	$0

In Wellesley, the Puerto Rico USVI Hurricane Relief grant expired in fiscal year 2019. The funds were used to purchase instructional supplies.

Munis Fund Code: 0026
Munis Organization Code: 2632-7061
Grantor: Massachusetts Department of Elementary and Secondary Education

Preservation Assessment Library Grant **Fund Code: N/A** **$0**

Grant Manager: Toni Carlson, PreK -12 Director of Libraries, and Innovation

Purpose: The purpose of this state grant program is to engage the services of a consultant to conduct an institutional preservation assessment. Wellesley contracted with a Massachusetts Board of Library Commissioners approved consultant who provided a site visit and written report.

State Grant	FY'19 Award	FY'20 Award	FY'21 Award	FY'22 Award
Preservation	$0	$4,200	$0	$0

In Wellesley, the grant was used to create a preservation assessment report for the 1939 room at Wellesley High School.

Munis Fund Code: 0026
Munis Organization Code: 2636-3956
Grantor: Massachusetts Board of Library Commissioners

Special Revenue: Federal Grants

Below is a description of the information provided for all federal grant funds:

Name of Federal Grant **Fund Code: XXXX** **FY'22 Award Amount**

Grant Manager: Person who is responsible for the management of the grant

Purpose: The purpose of the grant is described in this section. Often this is the description provided by the awarding agency.

Federal Grant	FY'19 Award	FY'20 Award	FY'21 Award	FY'22 Award
Name of Grant	Federal Grant Award Amount for FY'19 – FY'22			
Carryforward Year 2	Federal Grant Carryforward Amounts into Year 2			
Carryforward Year 3	Federal Grant Carryforward Amounts into Year 3			

A description of how the grant funds will be used in Wellesley.

Munis Fund Code: Fund Code Appropriate to Source of Funds
Munis Organization Code: Organization Code Assigned to the Federal Grant
Federal CFDA[2]: Catalog of Federal Domestic Assistance Number
Grantor: Awarding Agency

Within the Special Revenue Fund: Grants, after the Federal Grant Fund narratives, is a spreadsheet that details the expenditures by fiscal year. With the ability to carry forward unexpended federal grant funds into future years, the district tries to capture this information in the following manner:

1. When a grant is awarded, the full award amount is listed in the "Name of Grant" line under the appropriate fiscal year.
2. When federal grant funds are not fully expended in the award year, the carry forward amount is listed in the "Carryforward Year 2" column in the next fiscal year.
3. When federal grant funds are not fully expended in the award year or the carryforward year 2, the final carryforward amount is listed in the "Carryforward Year 3" column two years out.

Example: In FY'19, the district received a $50K grant. The district expended $10K in year 1, $30K in year 2 and the balance in Year 3. In addition, the district received a new authorization of $50K for each year FY'20 – FY'22.

Federal Grant	FY'19 Award	FY'20 Award	FY'21 Award	FY'22 Award
Example	$50,000	$50,000	$50,000	$50,000
Carryforward Year 2[3]	$0	$40,000	$0	$0
Carryforward Year 3	$0	$0	$10,000	$0
Expended Each Year[4]	*$10,000*	*$80,000*	*$60,000*	*$50,000*

[2] CFDA: Catalog of Federal Domestic Assistance
[3] Based on the Tydings Amendment, the Education Department General Administrative Regulations (EDGAR) allows grantees to carryover for one additional year any Federal education funds that were not obligated in the period for which they were appropriated. For grants that are forward-funded, grantees can have up to 27 months to obligate appropriated funds beginning as early as July 1 of the Federal fiscal year. (U.S. Department of Education *Monitoring Grant Award Lapsed Funds* Control Number ED-OIG/A04-D0015)
[4] These amounts reflect how the spreadsheet would reflect the actual expenses based on the carryforward revenue.

Based on this information, here is a brief explanation of how carry forward funds (revenue and expenses) are reflected in the narrative and spreadsheet:

- FY'19 Award of $50,000
  - FY'19 expended = FY'19 Award – FY'20 Carryforward Year 2 ($50K - $40K = $10K)
  - FY'20 expended = FY'20 Award – FY'21 Carryforward Year 2 ($50K - $0 = $50K) and the FY'19 remaining award = FY'20 Carryforward Year 2 – FY'21 Carryforward Year 3 ($40 - $10K = $30K) resulting in a FY'20 expenditure amount of $50K + $30K = $80K
  - FY'21 expended = FY'21 Award – FY'22 Carryforward Year 2 ($50K - $0 = $50K) and the FY'19 remaining award = FY'21 Carryforward Year 3 ($20K) resulting in a FY'21 expenditure amount of $50K + $10K = $60K

Not all federal grants have a carry forward provision nor does the district seek to carry forward funds on an annual basis.

Coronavirus Relief Fund (CvRF) School Reopening Grant **Fund Code: 102** **$0**

Grant Manager: Wen Cobb, Director of Accounting and Business Services

Purpose: The purpose of this grant program is to provide eligible school districts and charter schools with funding to support costs to reopen schools. This funding, $225 per student based on FY'21 foundation enrollment, is intended to supplement other resources that the Governor is providing to cities and towns for COVID-19 response efforts.

Federal Grant	FY'19 Award	FY'20 Award	FY'21 Award	FY'22 Award
CvRF	$0	$0	$1,097,100	$0
Carryforward Year 2[5]	$0	$0	$0	$40,379
Expended by Fiscal Year	*$0*	*$0*	*$1,056,721*	*$40,379*

In Wellesley, the grant was used to cover salary costs associated with the Remote Learning School (RLS) and personal protective equipment (PPE).

Munis Fund Code: 0025
Munis Organization Code: 2536-3958
Federal CFDA[6]: 21.019
Grantor: U.S. Department of the Treasury, Coronavirus Relief Act, CARES Act

[5] Based on the Tydings Amendment, the Education Department General Administrative Regulations (EDGAR) allows grantees to carryover for one additional year any Federal education funds that were not obligated in the period for which they were appropriated. For grants that are forward-funded, grantees can have up to 27 months to obligate appropriated funds beginning as early as July 1 of the Federal fiscal year. (U.S. Department of Education *Monitoring Grant Award Lapsed Funds* Control Number ED-OIG/A04-D0015)
[6] CFDA: Catalog of Federal Domestic Assistance

Coronavirus Relief Fund (CvRF) School Nutrition **Fund Code: 102** **$0**

Grant Manager: Wen Cobb, Director of Accounting and Business Services

Purpose: The purpose of this grant program is to provide resources to school districts to address the impact the Novel Coronavirus Disease (COVID-19) has had and continues to have on elementary and secondary schools. These funds were targeted toward the School Nutrition Program.

Federal Grant	FY'19 Award	FY'20 Award	FY'21 Award	FY'22 Award
CvRF: School Nutrition	$0	$0	$6,169	$0

In Wellesley, the grant was used to partially cover the salary and food costs related to providing meals to students in the Remote Learning School (RLS).

Munis Fund Code: 0025
Munis Organization Code: 2536-3959
Federal CFDA[7]: 21.019
Grantor: U.S. Department of the Treasury, Coronavirus Relief Act, CARES Act

[7] CFDA: Catalog of Federal Domestic Assistance

Supplemental Funding for Pooled Testing **Fund Code: 108** **$0**

Grant Manager: Wen Cobb, Director of Accounting and Business Services

Purpose: The purpose of this grant program is to provide supplemental funding to districts and schools that began testing operations or had preexisting contracts for pooled testing services prior to the launch of the statewide program. Any district or school that began pooled testing operations or had a signed contract for pooled testing services on or before January 22, 2021, the launch of the statewide initiative. Testing services will be reimbursed for services rendered between February 8, 2021, through April 18, 2021.

Federal Grant	FY'19 Award	FY'20 Award	FY'21 Award	FY'22 Award
CvRF: School Nutrition	$0	$0	$79,504	$0

In Wellesley, the grant was used to cover a portion of the contractual costs related to the district's COVID-19 pooled testing program. Although the program ran from September 2020 through June 2021, the grant covered approximately one month of costs.

Munis Fund Code: 0025
Munis Organization Code: 2536-3960
Federal CFDA[8]: 84.425
Grantor: U.S. Department of Education, Massachusetts Department of Elementary and Secondary Education

[8] CFDA: Catalog of Federal Domestic Assistance

Elem. & Sec. School Emergency Relief I (ESSER) Grant **Fund Code: 113** **$0**

Grant Manager: Wen Cobb, Director of Accounting and Business Services

Purpose: The purpose of this grant program is to provide resources to school districts to address the impact the Novel Coronavirus Disease (COVID-19) has had and continues to have on elementary and secondary schools. Districts must provide equitable services to students and teachers in private schools as required under the CARES Act.

Federal Grant	FY'19 Award	FY'20 Award	FY'21 Award	FY'22 Award
ESSER I	$0	$123,519	$0	$0
Carryforward Year 2[9]	$0	$0	$121,469	$0
Expended by Fiscal Year	*$0*	*$2,050*	*$121,469*	*$0*

In Wellesley, the grant was used to create a summer program for students at risk of academic regression with schools closing due to the pandemic; COVID compensatory services for students on individual education plans (IEPs); an air filtration study; portable air filtration units for the nurse's offices; and purchasing personal protective equipment (PPE).

Munis Fund Code: 0025
Munis Organization Code: 2536-3954
Federal CFDA[10]: 84.425D
Grantor: U.S. Department of Education, Massachusetts Department of Elementary and Secondary Education

[9] Based on the Tydings Amendment, the Education Department General Administrative Regulations (EDGAR) allows grantees to carryover for one additional year any Federal education funds that were not obligated in the period for which they were appropriated. For grants that are forward-funded, grantees can have up to 27 months to obligate appropriated funds beginning as early as July 1 of the Federal fiscal year. (U.S. Department of Education *Monitoring Grant Award Lapsed Funds* Control Number ED-OIG/A04-D0015)
[10] CFDA: Catalog of Federal Domestic Assistance

Elem. & Sec. School Emergency Relief II (ESSER) Grant **Fund Code: 115** **$447,227**

Grant Manager: Wen Cobb, Director of Accounting and Business Services

Purpose: The purpose of this grant program is to provide resources to school districts to address the impact the Novel Coronavirus Disease (COVID-19) has had, and continues to have, on elementary and secondary schools. This supplemental funding opportunity, the Elementary and Secondary Education Emergency Relief II (ESSER II) Fund, is intended to help school districts safely reopen schools, and measure and effectively address significant learning loss. In addition, to build capacity of public-school districts and communities to facilitate integrated coordination of school and community-based resources, DESE is providing an additional $10,000 to each district for student mental health services and supports.

Federal Grant	FY'19 Award	FY'20 Award	FY'21 Award	FY'22 Award
ESSER II	$0	$0	$0	$447,227

In Wellesley, the grant will be used to hire a nurse; provide summer Social Worker hours; hire consultants to support teaching and learning; and hire School Adjustment Counselors. With the funding available, we anticipate funding a part-time (0.4 FTE) pre-school and five full time (5.00 FTE) Elementary School Adjustment Counselors. The positions and expenses will be funded through a combination of ESSER II and ESSER III funds. We anticipate the School Adjustment Counselors will be funded through school year 2023-2024.

Unlike other federal funds, ESSER II and III are not subject to the 'Supplement not Supplant' provision. Therefore, previously budgeted expenses can be moved to the grant and general funds be redistributed for a different purpose. The funds expire on September 30, 2023.

Munis Fund Code:	0025
Munis Organization Code:	2536-3955
Federal CFDA[11]:	84.425D
Grantor:	U.S. Department of Education, Massachusetts Department of Elementary and Secondary Education

[11] CFDA: Catalog of Federal Domestic Assistance

Remote Learning Technology Essentials Grant **Fund Code: 117/118** **$0**

Grant Manager: Kathy Dooley, Director of Technology

Purpose: The purpose of this grant program is to provide supplemental funds to support Local Education Agencies (LEAs) in addressing remaining remote learning technology needs and to ensure that every student has adequate access to technology for use in remote learning environments during the 2020-21 school year. Funds under this program, in addition to those made available under other federal grant programs, may be used to support technology needs addressed following the March 13, 2020, COVID-19 emergency.

Federal Grant	FY'19 Award	FY'20 Award	FY'21 Award	FY'22 Award
Remote Learning	$0	$0	$104,127	$0

In Wellesley, the grant was used to purchase devices for our younger students and to provide internet access to students without access.

Munis Fund Code:	0025
Munis Organization Code:	2536-3957
Federal CFDA[12]:	84.425
Grantor:	U.S. Department of Education, Massachusetts Department of Elementary and Secondary Education

[12] CFDA: Catalog of Federal Domestic Assistance

Elem. & Sec. School Emergency Relief III (ESSER) Grant **Fund Code: 119** **$982,642**

Grant Manager: Wen Cobb, Director of Accounting and Business Services

Purpose: The purpose of this grant program is to provide resources to school districts to respond to the COVID-19 pandemic. The Education portion of this funding, the Elementary and Secondary School Emergency Relief's (ESSER III or ARP ESSER) purpose is to help schools and districts safely reopen and sustain the safe operation of schools and must respond to the academic, social, emotional, and mental health needs of all students, and particularly those disproportionately impacted by the COVID-19 pandemic.

Federal Grant	FY'19 Award	FY'20 Award	FY'21 Award	FY'22 Award
ESSER III	$0	$0	$0	$982,642
Carryforward Year 2[13]	$0	$0	$0	$0

In Wellesley, the grant will be used to hire a nurse; provide summer Social Worker hours; hire consultants to support teaching and learning; and hire School Adjustment Counselors. With the funding available, we anticipate funding a part-time (0.4 FTE) pre-school and five full time (5.00 FTE) Elementary School Adjustment Counselors. The positions and expenses will be funded through a combination of ESSER II and ESSER III funds. We anticipate the School Adjustment Counselors will be funded through school year 2023-2024.

Unlike other federal funds, ESSER II and III are not subject to the 'Supplement not Supplant' provision. Therefore, previously budgeted expenses can be moved to the grant and general funds be redistributed for a different purpose. The funds expire on September 30, 2024.

Munis Fund Code:	0025
Munis Organization Code:	2536-3956
Federal CFDA[14]:	84.425
Grantor:	U.S. Department of Education, Massachusetts Department of Elementary and Secondary Education

[13] Based on the Tydings Amendment, the Education Department General Administrative Regulations (EDGAR) allows grantees to carryover for one additional year any Federal education funds that were not obligated in the period for which they were appropriated. For grants that are forward-funded, grantees can have up to 27 months to obligate appropriated funds beginning as early as July 1 of the Federal fiscal year. (U.S. Department of Education *Monitoring Grant Award Lapsed Funds* Control Number ED-OIG/A04-D0015)
[14] CFDA: Catalog of Federal Domestic Assistance

Title II, Part A: Building Systems of Support for Ex. Teaching **Fund Code: 140** **$65,541**

Grant Manager: Sandra Trach, Assistant Superintendent of Teaching and Learning

Purpose: Title II, Part A of the federal Elementary and Secondary Education Act (ESEA) provides supplemental resources to school districts to support systems of support for excellent teaching and leading.

Federal Grant	FY'19 Award	FY'20 Award	FY'21 Award	FY'22 Award
Title II, Part A	$63,794	$73,462	$66,062	$65,541
Carryforward Year 2[15]	$0	$14,404	$38,579	$5,172
Carryforward Year 3	$0	$0	$496	$33,779
Expended by Fiscal Year	*$49,390*	*$48,791*	*$65,690*	*$104,492*

In Wellesley, the Title grant funds are used to advance one or more district strategies: social and emotional wellness; multi-tiered systems of support (MTSS); 21st century teaching and learning; and diversity, equity, and inclusion.

Specifically, the Title II, Part A funds are used for:

- Social and Emotional Wellness:
  - K-5 Social and Emotional Wellness (SEL) training to support tier one SEL research-based practices.
- Multi-Tiered Tiered Systems of Support (MTSS):
  - Survey results to improve teacher pedagogy and educator effectiveness.
- 21st Century Teaching and Learning:
  - Teacher training to expand initial project-based learning initiative to improve teacher pedagogy.

Munis Fund Code: 0025
Munis Organization Code: 2532-6987
Federal CFDA[16]: 84.367
Grantor: U.S. Department of Education, Massachusetts Department of Elementary and Secondary Education

[15] Based on the Tydings Amendment, the Education Department General Administrative Regulations (EDGAR) allows grantees to carryover for one additional year any Federal education funds that were not obligated in the period for which they were appropriated. For grants that are forward-funded, grantees can have up to 27 months to obligate appropriated funds beginning as early as July 1 of the Federal fiscal year. (U.S. Department of Education *Monitoring Grant Award Lapsed Funds* Control Number ED-OIG/A04-D0015)
[16] CFDA: Catalog of Federal Domestic Assistance

Title III, Part A: English Language Acquisition & Acad. Ach. Fund Code: 180 $14,513

Grant Manager: Sandra Trach, Assistant Superintendent of Teaching and Learning

Purpose: Title III of the federal Elementary and Secondary Education Act (ESEA) provides supplemental resources to districts to help ensure that English Learners (ELs) and immigrant children attain English proficiency and develop high levels of academic achievement in English, assist teachers and administrators to enhance capacity to provide effective instructional programs, and promote parental, family, and community participation in language instruction educational programs for parents, and families.

Federal Grant	FY'19 Award	FY'20 Award	FY'21 Award	FY'22 Award
Title III, Part A	$16,742	$16,974	$16,354	$14,513
Carryforward Year 2[17]	$0	$2,151	$14,526	$11,681
Carryforward Year 3	$0	$0	$0	$7,685
Expended by Fiscal Year	*$14,591*	*$4,599*	*$11,514*	*$33,879*

In Wellesley, the Title grant funds are used to advance one or more district strategies: social and emotional wellness; multi-tiered systems of support (MTSS); 21st century teaching and learning; and diversity, equity, and inclusion.

Specifically, the Title III, Part A funds are used for:

- Social and Emotional Wellness:
  - Continue to provide language and acculturation support for students through summer book clubs.
- Multi-Tiered Tiered Systems of Support (MTSS):
  - Provide tutoring support -- before and after school -- for ELs needing additional support in attaining proficiency levels in English Language Arts and Mathematics; and
  - Provide summer learning opportunities to ELs to advance or enhance language acquisition and acculturation through facilitated book clubs.
- 21st Century Teaching and Learning:
  - Provide ESL teachers with targeted professional development to support English learners in 21st century learning.
- Diversity, Equity, and Inclusion:
  - Continue to provide language and acculturation support for EL students through summer book clubs.

Munis Fund Code: 0025
Munis Organization Code: 2532-6891
Federal CFDA[18]: 84.365
Grantor: U.S. Department of Education, Massachusetts Department of Elementary and Secondary Education

[17] Based on the Tydings Amendment, the Education Department General Administrative Regulations (EDGAR) allows grantees to carryover for one additional year any Federal education funds that were not obligated in the period for which they were appropriated. For grants that are forward-funded, grantees can have up to 27 months to obligate appropriated funds beginning as early as July 1 of the Federal fiscal year. (U.S. Department of Education *Monitoring Grant Award Lapsed Funds* Control Number ED-OIG/A04-D0015)
[18] CFDA: Catalog of Federal Domestic Assistance

Leading Educational Access (LEAP) DCP[19] Incentive **Fund Code: 231** **$0**

Grant Manager: Charmie Curry, Director of Diversity, Equity, and Inclusion

The purpose of this grant is to support district ongoing efforts to meet the needs of all students by systemically strengthening the knowledge and skills of educators in building inclusive environments and delivering culturally responsive instruction. This grant is aligned with the Leading Educational Access Project (LEAP), which was created to support the Department of Elementary and Secondary Education's (DESE) commitment to improving outcomes for all students, especially our most vulnerable students — inclusive of low-income students, English Language Learners (ELL) students, students of color, and students with disabilities.

Federal Grant	FY'19 Award	FY'20 Award	FY'21 Award	FY'22 Award
Leading Educ. Access	$0	$0	$3,750	$0

In Wellesley, the grant was used to offer professional development for educators aimed at increasing their confidence in their ability to have honest conversations with students about race.

Munis Fund Code: 0025
Munis Organization Code: 2532-6231
Federal CFDA[20]: 84.027
Grantor: U.S. Department of Education

[19] DCP: Developing Cultural Proficiency
[20] CFDA: Catalog of Federal Domestic Assistance

Individuals with Disabilities Education Act (IDEA) Special Ed. Fund Code: 240 $1,203,617

Grant Manager: Sarah Orlov, Director of Student Services

Purpose: Within the articulated priority of Results-Driven Accountability by the U.S. Department of Education's Office of Special Education Programs, the purpose of this federal special education entitlement grant program is to provide funds to ensure that eligible students with disabilities receive a free and appropriate public education that includes special education and related services designed to meet their individual needs.

Federal Grant	FY'19 Award	FY'20 Award	FY'21 Award	FY'22 Award
SPED IDEA	$1,170,696	$1,171,071	$1,215,788	$1,203,617
Carryforward Year 2[21]	$61,348	$91,674	$149,565	$404,681
Carryforward Year 3	$0	$18,185	$4,623	$2,300
Expended by Fiscal Year	*$1,122,185*	*$1,126,742*	*$962,995*	*$1,610,598*

In Wellesley, Special Education IDEA grants funds are primarily used to fund teaching assistants and special education paraprofessionals who provide academic and behavioral supports to students on individual education programs (IEP) under the direct supervision of a licensed teacher and/or administrator. Other items funded through the grant include consultants who provide both direct services (speech and language, occupational and physical therapy, occupational and mobility, and psychological) and professional development. As the recipient of Federal Special Education Entitlement funds, Wellesley is required to calculate the proportionate share[22] of funds that must be made available if one or more eligible students are placed in a private school or home schooled.

Wellesley, like many other communities, had been identified as having Significant Disproportionality in Special Education. For Wellesley, Significant Disproportionality refers to a statistically higher number of students from demographic groups being identified with certain disabilities and requiring an Individual Education Program (IEP). When this occurs, districts are required to set aside 15% of the Individuals with Disabilities Education Act (I.D.E.A) grant funds to strengthen pre-referral services to students at risk of referral. In FY'22, these funds will be used to create study groups around the disproportionality; materials; and professional development. In FY'21, the state updated Wellesley's status and removed the significant disproportionality designation. The district will continue dedicating funds to address disproportionality in future years.

Munis Fund Code: 0025
Munis Organization Code: 2532-6991
Federal CFDA[23]: 84.027
Grantor: U.S. Department of Education, Massachusetts Department of Elementary and Secondary Education

[21] Based on the Tydings Amendment, the Education Department General Administrative Regulations (EDGAR) allows grantees to carryover for one additional year any Federal education funds that were not obligated in the period for which they were appropriated. For grants that are forward-funded, grantees can have up to 27 months to obligate appropriated funds beginning as early as July 1 of the Federal fiscal year. (U.S. Department of Education *Monitoring Grant Award Lapsed Funds* Control Number ED-OIG/A04-D0015)
[22] To meet the requirements of *IDEA*, every year each Local Education Agency (LEA) must expend a proportionate share of federal *IDEA* funds on equitable services for parentally placed private school children with disabilities.
[23] CFDA: Catalog of Federal Domestic Assistance

System for Student Success (SfSS) Grant **Fund Code: 248** **$25,000**

Grant Manager: Charmie Curry, Director of Diversity, Equity, and Inclusion

Purpose: The purpose of this grant program is to support districts that want to thoughtfully examine and significantly strengthen systems and core practices that can either promote or hinder students' ability to thrive in and outside of school. Many districts are working hard to support their students proactively and holistically.

Federal Grant	FY'19 Award	FY'20 Award	FY'21 Award	FY'22 Award
System for Student Succ.	$0	$25,000	$25,000	$25,000
Carryforward Year 2[24]	$0	$0	$0	$18,320
Expended by Fiscal Year	*$0*	*$25,000*	*$6,680*	*$43,320*

In Wellesley, the grants were used to partner with a consultant to gather and analyze data on the following domains: Cultural Awareness and Action, Belonging, Educating All Students, Faculty Growth Mindset and Professional Learning About Equity.

The three-year grant expires at the end of FY'22. We will seek additional funds if the grant is reauthorized.

Munis Fund Code: 0025
Munis Organization Code: 2536-3953
Federal CFDA[25]: 84.027
Grantor: U.S. Department of Education, Massachusetts Department of Elementary and Secondary Education

[24] Based on the Tydings Amendment, the Education Department General Administrative Regulations (EDGAR) allows grantees to carryover for one additional year any Federal education funds that were not obligated in the period for which they were appropriated. For grants that are forward-funded, grantees can have up to 27 months to obligate appropriated funds beginning as early as July 1 of the Federal fiscal year. (U.S. Department of Education *Monitoring Grant Award Lapsed Funds* Control Number ED-OIG/A04-D0015)
[25] CFDA: Catalog of Federal Domestic Assistance

American Rescue Plan (ARP) I.D.E.A. **Fund Code: 252** **$272,758**

Grant Manager: Sarah Orlov, Director of Student Services

Purpose: The purpose of this grant program is to help districts recover from the impact of the coronavirus pandemic and to safely reopen schools and sustain safe operations. The American Rescue Plan Act was signed into law on March 11, 2021, dedicating supplemental funding in section 2014(a) to serve students with disabilities.

Federal Grant	FY'19 Award	FY'20 Award	FY'21 Award	FY'22 Award
ARP IDEA	$0	$0	$0	$272,758
Carryforward Year 2[26]	$0	$0	$0	$0

In Wellesley, the grants will be used to cover a portion of the new ninth (9th) PAWS classroom located at Bates; professional development; direct service staff; and private school services.

The funds expire on September 30, 2023.

Munis Fund Code: 0025
Munis Organization Code: 2536-3961
Federal CFDA[27]: 84.027
Grantor: U.S. Department of Education, Massachusetts Department of Elementary and Secondary Education

[26] Based on the Tydings Amendment, the Education Department General Administrative Regulations (EDGAR) allows grantees to carryover for one additional year any Federal education funds that were not obligated in the period for which they were appropriated. For grants that are forward-funded, grantees can have up to 27 months to obligate appropriated funds beginning as early as July 1 of the Federal fiscal year. (U.S. Department of Education *Monitoring Grant Award Lapsed Funds* Control Number ED-OIG/A04-D0015)
[27] CFDA: Catalog of Federal Domestic Assistance

Individuals with Disabilities Ed. Act (I.D.E.A.) Targeted Imp. Fund Code: 258 $0

Grant Manager: Sarah Orlov, Director of Student Services

Purpose: The purpose of this targeted grant is to provide funds to support identified and at-risk LEAs' participation in trainings and a professional learning community sponsored by DESE during FY 2021, and the related analysis and planning activities that will occur outside of sessions convened by DESE. For identified LEAs, this work is in service to planning for CCEIS activities that must occur in school year 2021-2022 to address root causes of significant disproportionality and to support the population(s) of students affected by it. The Department of Elementary and Secondary Education (DESE) notified these LEAs of disproportionality identification in November 2020.

Federal Grant	FY'19 Award	FY'20 Award	FY'21 Award	FY'22 Award
IDEA Targeted Imp.	$0	$0	$5,645	$0

In Wellesley, a consultant presented to our district-wide administrative leadership team on the intersection of equity and disproportionality and how districts can understand and address disproportionality through an equity lens.

Munis Fund Code: 0025
Munis Organization Code: 2532-6258
Federal CFDA[28]: 84.027
Grantor: U.S. Department of Education, Massachusetts Department of Elementary and Secondary Education

[28] CFDA: Catalog of Federal Domestic Assistance

Early Childhood Special Education Program Imp. **Fund Code: 262** **$31,145**

Grant Manager: Rebecca Zieminski, Director of Early Childhood

Purpose: The purpose of this federal special education entitlement grant program is to provide funds to ensure that eligible 3, 4, and 5-year-old children with disabilities receive a free and appropriate public education that includes special education and related services designed to meet their individual needs in the least restrictive environment (LRE). School Districts are required to ensure that children, aged 3 through 5, who need special education and related services, receive these services through free and appropriate public education (FAPE), in accordance with the Individuals with Disabilities Education Act - 2004 (IDEA-2004) and Massachusetts Special Education laws (M.G.L. c. 71B) and regulations (603 CMR 28.00).

Federal Grant	FY'19 Award	FY'20 Award	FY'21 Award	FY'22 Award
EC SPED	$29,897	$30,762	$31,033	$31,145
Carryforward Year 2[29]	$0	$484	$3,346	$6,017
Carryforward Year 3	$0	$0	$484	$0
Expended by Fiscal Year	*$29,413*	*$27,416*	*$28,846*	*$37,164*

In Wellesley, the Early Childhood Special Education grant funds a paraprofessional staff member in the Pre-School at Wellesley (P.A.W.S.) program and instructional materials for the program. As the recipient of Federal Special Education Entitlement funds, Wellesley is required to calculate the proportionate share[30] of funds that must be made available if one or more eligible students are placed in a private school or home schooled.

Munis Fund Code: 0025
Munis Organization Code: 2532-6290
Federal CFDA[31]: 84.173A
Grantor: U.S. Department of Education, Massachusetts Department of Elementary and Secondary Education

[29] Based on the Tydings Amendment, the Education Department General Administrative Regulations (EDGAR) allows grantees to carryover for one additional year any Federal education funds that were not obligated in the period for which they were appropriated. For grants that are forward-funded, grantees can have up to 27 months to obligate appropriated funds beginning as early as July 1 of the Federal fiscal year. (U.S. Department of Education *Monitoring Grant Award Lapsed Funds* Control Number ED-OIG/A04-D0015)
[30] To meet the requirements of *IDEA*, every year each Local Education Agency (LEA) must expend a proportionate share of federal *IDEA* funds on equitable services for parentally placed private school children with disabilities.
[31] CFDA: Catalog of Federal Domestic Assistance

American Rescue Plan (ARP) Early Childhood **Fund Code: 264** **$24,270**

Grant Manager: Rebecca Zieminski, Director of Early Childhood

Purpose: The purpose of this grant program is to help districts recover from the impact of the coronavirus pandemic and to safely reopen schools and sustain safe operations. The American Rescue Plan Act was signed into law on March 11, 2021, dedicating supplemental funding in section 2014(a) to serve students with disabilities

Federal Grant	FY'19 Award	FY'20 Award	FY'21 Award	FY'22 Award
ARP Early Childhood	$0	$0	$0	$24,270

In Wellesley, the grants will be used to cover a portion of the new pre-school classroom teacher's salary; data collection system; and private school services.

The funds expire on September 30, 2023.

Munis Fund Code:	0025
Munis Organization Code:	2536-3962
Federal CFDA[32]:	84.027
Grantor:	U.S. Department of Education, Massachusetts Department of Elementary and Secondary Education

[32] CFDA: Catalog of Federal Domestic Assistance

I.D.E.A. Targeted SPED Program Improvement Grant **Fund Code: 274** **$0**

Grant Manager: Sarah Orlov, Director of Student Services

Purpose: The purpose of the Fund Code 274 Individuals with Disabilities Education Act Part B (IDEA) Federal Targeted Special Education Program Improvement Grant is to support districts to improve high quality programs that provide services documented on students' IEPs through in-person instruction, remote instruction, or a combination of both, with a strong emphasis on providing in-person instruction to the greatest extent possible.

Federal Grant	FY'19 Award	FY'20 Award	FY'21 Award	FY'22 Award
Targeted Prog. Impr.[33]	$0	$0	$28,842	$0
Carryforward Year 2[34]	$0	$0	$0	$15,145
Expended by Fiscal Year	*$0*	*$0*	*$13,697*	*$15,145*

In Wellesley, the Individuals with Disabilities Education Act (IDEA) Targeted Federal Special Education Program Improvement grant will be used for activities related to the provisions of COVID-19 Compensatory Services.

Munis Fund Code: 0025
Munis Organization Code: 2536-2929
Federal CFDA[35]: 84.027
Grantor: U.S. Department of Education, Massachusetts Department of Elementary and Secondary Education

[33] The grant expires on August 31, 2021 and cannot be carried forward.
[34] Based on the Tydings Amendment, the Education Department General Administrative Regulations (EDGAR) allows grantees to carryover for one additional year any Federal education funds that were not obligated in the period for which they were appropriated. For grants that are forward-funded, grantees can have up to 27 months to obligate appropriated funds beginning as early as July 1 of the Federal fiscal year. (U.S. Department of Education *Monitoring Grant Award Lapsed Funds* Control Number ED-OIG/A04-D0015)
[35] CFDA: Catalog of Federal Domestic Assistance

Early Childhood Targeted Special Education Prog. Impr. **Fund Code: 298** **$0**

Grant Manager: Sarah Orlov, Director of Student Services

Purpose: *The purpose of this targeted grant funded through Part B, Section 619 of the Individuals with Disabilities Education Act (IDEA) grant funds is to support early childhood special education (ECSE) activities for eligible children ages 3–5 with disabilities, and to support districts to improve high quality programs that provide services documented on students' IEPs through in-person instruction, remote instruction, or a combination of both, with a strong emphasis on providing in-person instruction to the greatest extent possible.*

Federal Grant	FY'19 Award	FY'20 Award	FY'21 Award	FY'22 Award
Early Childhood Targeted	$0	$0	$3,202	$0
Carryforward Year 2[36]	$0	$0	$0	$1,574
Expended by Fiscal Year	*$0*	*$0*	*$1,628*	*$1,574*

In Wellesley, the grant was used to purchase sensory materials for the pre-school program, PAWS.

Munis Fund Code: 0025
Munis Organization Code: 2532-6298
Federal CFDA[37]: 84.173
Grantor: U.S. Department of Education

[36] Based on the Tydings Amendment, the Education Department General Administrative Regulations (EDGAR) allows grantees to carryover for one additional year any Federal education funds that were not obligated in the period for which they were appropriated. For grants that are forward-funded, grantees can have up to 27 months to obligate appropriated funds beginning as early as July 1 of the Federal fiscal year. (U.S. Department of Education *Monitoring Grant Award Lapsed Funds* Control Number ED-OIG/A04-D0015)
[37] CFDA: Catalog of Federal Domestic Assistance

Title I, Part A: Improving Basic Programs **Fund Code: 305** **$136,542**

Grant Manager: Sandra Trach, Assistant Superintendent of Teaching and Learning

Purpose: Title I, Part A of the federal Elementary and Secondary Education Act (ESEA) provides supplemental resources to local school districts to help provide all children significant opportunity to receive a fair, equitable, and high-quality education, and to close educational achievement gaps.

Federal Grant	FY'19 Award	FY'20 Award	FY'21 Award	FY'22 Award
Title I, Part A	$91,865	$150,163	$138,157	$136,542
Carryforward Year 2[38]	$0	$8,265	$23,647	$17,656
Carryforward Year 3	$0	$0	$304	$0
Expended by Fiscal Year	*$83,600*	*$134,477*	*$144,452*	*$154,198*

In Wellesley, the Title grant funds are used to advance one or more district strategies: social and emotional wellness; multi-tiered systems of support (MTSS); 21st century teaching and learning; and diversity, equity, and inclusion.

Specifically, the Title I, Part A funds are used for:

- Multi-Tiered Systems of Support (MTSS):
  - Strengthen and refine our targeted assistance program in elementary mathematics by providing tiered interventions for struggling students in grades 2-3; and
  - Strengthen and refine our targeted assistance program for struggling readers in grade 9 by offering a strategic academic course and support program for students needing additional support.

Receipt of the Title I: Part A grant funds is based largely on the percentage of Wellesley resident students eligible for the National School Lunch program. Title I fund provide supplemental services for reading and math instruction for eligible schools (Hardy, Fiske, Sprague, and High School). Without the funds, such additional supports would either not be readily available to students or would be an added cost to the General Fund budget. Below is a historical view of the number of participants in the National School Lunch program:

Reporting Period	Total K-12 Enrollment	Number of Eligible Students	Percent of Eligible Students
October 2017 (SY'17-18)	4,908	354	7.21%
October 2018 (SY'18-19)	4,863	332	6.82%
October 2019 (SY'19-20)	4,758	330	6.93%
October 2020 (SY'20-21)	4,362	303	6.95%
October 2021 (SY'21-22)	4,186	353	8.43%

Munis Fund Code: 0025
Munis Organization Code: 2532-6995
Federal CFDA[39]: 84.010
Grantor: U.S. Department of Education, Massachusetts Department of Elementary and Secondary Education

[38] Based on the Tydings Amendment, the Education Department General Administrative Regulations (EDGAR) allows grantees to carryover for one additional year any Federal education funds that were not obligated in the period for which they were appropriated. For grants that are forward-funded, grantees can have up to 27 months to obligate appropriated funds beginning as early as July 1 of the Federal fiscal year. (U.S. Department of Education *Monitoring Grant Award Lapsed Funds* Control Number ED-OIG/A04-D0015)
[39] CFDA: Catalog of Federal Domestic Assistance

Title IV, Part A: Student Support and Acad. Enrichment **Fund Code: 309** **$10,000**

Grant Manager: Sandra Trach, Assistant Superintendent of Teaching and Learning

Purpose: Title IV, Part A of the federal Elementary and Secondary Education Act (ESEA) provides supplemental resources to local school districts to build capacity to help ensure that all students have equitable access to high quality educational experiences.

Federal Grant	FY'19 Award	FY'20 Award	FY'21 Award	FY'22 Award
Title IV, Part A	$7,010	$10,000	$10,937	$10,000
Carryforward Year 2[40]	$0	$6,121	$0	$937
Carryforward Year 3	$0	$0	$6,121	$0
Expended by Fiscal Year	*$889*	*$10,000*	*$16,121*	*$10,937*

In Wellesley, the Title grant funds are used to advance one or more district strategies: social and emotional wellness; multi-tiered systems of support (MTSS); 21st century teaching and learning; and diversity, equity, and inclusion.

Specifically, the Title IV, Part A funds are used for:

- Multi-Tiered Systems of Support (MTSS):
  - Survey results to improve teacher pedagogy and educator effectiveness.

Munis Fund Code: 0025
Munis Organization Code: 2532-6988
Federal CFDA[41]: 84.424
Grantor: U.S. Department of Education, Massachusetts Department of Elementary and Secondary Education

[40] Based on the Tydings Amendment, the Education Department General Administrative Regulations (EDGAR) allows grantees to carryover for one additional year any Federal education funds that were not obligated in the period for which they were appropriated. For grants that are forward-funded, grantees can have up to 27 months to obligate appropriated funds beginning as early as July 1 of the Federal fiscal year. (U.S. Department of Education *Monitoring Grant Award Lapsed Funds* Control Number ED-OIG/A04-D0015)
[41] CFDA: Catalog of Federal Domestic Assistance

WELLESLEY PUBLIC SCHOOLS

Organization Code	Object Code	Project Code	Account Description	FY'17 Actual	FY'18 Actual	FY'19 Actual	FY'20 Actual	FY'21 Actual	FY'22 Budget	FY'22 FTE	FY'23 Budget	FY'23 FTE
2632-6692	511250	33921 (District)	Teaching Assistant	$ -	$ -	$ -	$ -	$ 20,833	$ -		$ -	
STATE: 2632-6692 Special Support Earmark Grant (Fund Code 192) Total				**$ -**	**$ -**	**$ -**	**$ -**	**$ 20,833**	**$ -**	**-**	**$ -**	**-**
2632-6275	511120	33923 (District)	Director/Department Head	$ 121,878	$ 124,315	$ 95,770	$ 129,338	$ 111,179	$ 115,794	1.00	$ 115,794	1.00
2632-6275	511150	33923 (District)	Teacher (Offset to General Fund)	$ 106,180	$ 89,985	$ 89,896	$ 89,896	$ 99,939	$ 89,896	-	$ 89,896	-
2632-6275	511180	33923 (District)	Instructional Coordinator	$ 132,123	$ 139,647	$ 165,709	$ 152,378	$ 104,036	$ 154,641	3.00	$ 186,791	3.00
2632-6275	511250	33921 (District)	Teaching Assistant	$ -	$ -	$ -	$ -	$ 21,126	$ -	-	$ -	-
2632-6275	511260	33923 (District)	Paraprofessional Salary	$ -	$ -	$ -	$ -	$ 31,573	$ 34,117	1.00	$ 34,117	1.00
2632-6275	511290	33923 (District)	Tutor	$ 8,107	$ 10,890	$ 10,411	$ 3,183	$ 5,889	$ 20,135	-	$ 20,135	-
2632-6275	511320	33923 (District)	Secretary	$ 53,102	$ 48,711	$ 51,268	$ 55,188	$ 56,221	$ 58,756	1.00	$ 58,756	1.00
2632-6275	511380	33923 (District)	Monitor	$ 56,401	$ 39,209	$ 50,931	$ 48,245	$ 44,233	$ 77,351	4.00	$ 77,351	4.00
2632-6275	511420	33923 (District)	Other Support Staff	$ 1,803	$ 2,000	$ 2,221	$ 2,000	$ 2,000	$ 2,000	-	$ 2,000	-
2632-6275	530900	33918 (District)	Other Professional Services	$ -	$ 682	$ -	$ -	$ -	$ -		$ -	
2632-6275	533010	33923 (District)	School Bus Transportation	$ 343,607	$ 349,753	$ 434,700	$ 455,325	$ 566,084	$ 582,642		$ 550,492	
2632-6275	542010	33923 (District)	Office Supplies	$ 5,679	$ 270	$ 1,319	$ 339	$ 1,814	$ 400		$ 400	
2632-6275	553040	33923 (District)	Instructional Materials	$ 85	$ 18,482	$ -	$ 500	$ -	$ 1,000		$ 1,000	
2632-6275	553070	33920 (District)	Instructional Equipment	$ -	$ -	$ -	$ 50,002	$ -	$ -		$ -	
2632-6275	571090	33923 (District)	Travel - Other	$ 809	$ 300	$ 292	$ 900	$ -	$ 1,000		$ 1,000	
2632-6275	573090	33923 (District)	Dues - Other	$ 200	$ 200	$ 350	$ 350	$ 3,710	$ 500		$ 500	
2632-6275	575010	33923 (District)	Contributory Retirement Assessment	$ 21,496	$ 21,230	$ 17,477	$ 16,408	$ 20,237	$ 19,058		$ 19,058	
2632-6275	575110	33923 (District)	Workers' Compensation	$ 1,119	$ 1,093	$ 1,292	$ 1,433	$ 1,065	$ 1,407		$ 1,407	
2632-6275	575210	33923 (District)	Group Health Insurance	$ 55,308	$ 60,840	$ 40,760	$ 40,473	$ 30,816	$ 31,040		$ 31,040	
2632-6275	575230	33923 (District)	Medicare Tax	$ 6,772	$ 6,879	$ 5,429	$ 6,049	$ 5,148	$ 6,043		$ 6,043	
2632-6275	575240	33918 (District)	Long Term Disability Insurance	$ 192	$ 216	$ -	$ -	$ -	$ -		$ -	
2632-6275	575250	33918 (District)	Dental Insurance	$ 1,272	$ 1,134	$ -	$ -	$ -	$ -		$ -	
STATE: 2632-6275 METCO (Fund 317) Total				**$ 916,133**	**$ 915,836**	**$ 967,825**	**$ 1,052,007**	**$ 1,105,070**	**$ 1,195,780**	**10.00**	**$ 1,195,780**	**10.00**
2632-6629	511420	33921 (District)	Other Support Staff	$ -	$ -	$ -	$ -	$ 1,000	$ -		$ -	
STATE: 2632-6629 Influence 100 Grant (Fund Code 329) Total				**$ -**	**$ -**	**$ -**	**$ -**	**$ 1,000**	**$ -**	**-**	**$ -**	**-**
2632-6500	512390	32017 (District)	Stipends	$ 1,077	$ -	$ -	$ -	$ -	$ -	-	$ -	-
2632-6500	512190	33923 (District)	Nurse Substitute	$ -	$ -	$ -	$ 1,310	$ 12,372	$ 25,600	-	$ 2,500	-
2632-6500	550010	33923 (District)	Medical Supplies	$ 1,923	$ 2,363	$ 3,000	$ 2,903	$ 5,611	$ 2,000		$ 500	
2632-6500	553070	33921 (District)	Instructional Equipment	$ -	$ -	$ -	$ -	$ 1,870	$ 2,000		$ -	
2632-6500	571120	31718 (Upham)	Conf/Mtgs - Professional Staff	$ -	$ 250	$ -	$ -	$ -	$ -		$ -	
2632-6500	571120	33923 (District)	Conf/Mtgs - Professional Staff	$ -	$ 125	$ -	$ 520	$ -	$ -		$ 2,000	
STATE: 2632-6500 Comprehensive School Health (Fund 0025) Total				**$ 3,000**	**$ 2,738**	**$ 3,000**	**$ 4,733**	**$ 19,853**	**$ 29,600**	**-**	**$ 5,000**	**-**
2632-6600	511110	33921 (District)	Pricnipal / Assistant Principal	$ -	$ -	$ -	$ -	$ 69,343	$ -		$ -	
2632-6600	511150	33921 (District)	Teacher	$ -	$ -	$ -	$ -	$ 76,032	$ -		$ -	
STATE: 2632-6600 State Prevention Fund (Fund Code 0025) Total				**$ -**	**$ -**	**$ -**	**$ -**	**$ 145,375**	**$ -**	**-**	**$ -**	**-**

WELLESLEY PUBLIC SCHOOLS

Organization Code	Object Code	Project Code	Account Description	FY'17 Actual	FY'18 Actual	FY'19 Actual	FY'20 Actual	FY'21 Actual	FY'22 Budget	FY'22 FTE	FY'23 Budget	FY'23 FTE
2632-7061	553040	33919 (District)	Instructional Materials	$ -	$ -	$ 1,517	$ -	$ -	$ -		$ -	
STATE: 2632-7061 Puerto Rico USVI Hurricane Grant (Fund Code 0025) Total				**$ -**	**$ -**	**$ 1,517**	**$ -**	**$ -**	**$ -**	**-**	**$ -**	**-**
2636-3956	524090	33920 (District)	Other Contracted Services	$ -	$ -	$ -	$ 4,200	$ -	$ -		$ -	
STATE: 2636-3956 Preservation Assessment Grant (Fund Code 0025) Total				**$ -**	**$ -**	**$ -**	**$ 4,200**	**$ -**	**$ -**	**-**	**$ -**	**-**
STATE Grant Fund Total				**$ 919,133**	**$ 918,574**	**$ 972,342**	**$ 1,060,940**	**$ 1,292,131**	**$ 1,225,380**	**10.00**	**$ 1,200,780**	**10.00**
2536-3958	511120	33921 (District)	Director/Department Head	$ -	$ -	$ -	$ -	$ 69,408	$ -		$ -	
2536-3958	511420	33921 (District)	Other Support Staff	$ -	$ -	$ -	$ -	$ 23,849	$ -		$ -	
2536-3958	511175	33921 (District)	Specilalist	$ -	$ -	$ -	$ -	$ 40,944	$ -		$ -	
2536-3958	511285	33921 (District)	TechnologySpecialist	$ -	$ -	$ -	$ -	$ 13,809	$ -		$ -	
2536-3958	512390	33921 (District)	Stipends	$ -	$ -	$ -	$ -	$ 33,922	$ -		$ -	
2536-3958	524090	33921 (District)	Other Contractual Services	$ -	$ -	$ -	$ -	$ 583,853	$ -		$ -	
2536-3958	530900	33921 (District)	Other Professional Services	$ -	$ -	$ -	$ -	$ 72,998	$ -		$ -	
2536-3958	542090	33921 (District)	Other General Supplies	$ -	$ -	$ -	$ -	$ 208,638	$ -		$ -	
2536-3958	575020	33921 (District)	Mass. Teacher's Retirement	$ -	$ -	$ -	$ -	$ 9,300	$ -		$ -	
2536-3958	*xxxxxx*	*33921*	*Carryforward Year 2*	*$ -*	*$ -*	*$ -*	*$ -*	*$ -*	*$ 40,379*		*$ -*	
2536-3958	*xxxxxx*	*33920*	*Carryforward Year 3*	*$ -*	*$ -*	*$ -*	*$ -*	*$ -*	*$ -*		*$ -*	
FEDERAL: 2536-3958 Coronavirus Relief Fund (CvRF) (Fund 102) Total				**$ -**	**$ -**	**$ -**	**$ -**	**$ 1,056,721**	**$ 40,379**	**-**	**$ -**	**-**
2536-3959	530900	33921 (District)	Other Professional Services	$ -	$ -	$ -	$ -	$ 6,169	$ -		$ -	
FEDERAL: 2536-3959 Coronavirus Relief Fund (CvRF) (Fund 102) Total				**$ -**	**$ -**	**$ -**	**$ -**	**$ 6,169**	**$ -**	**-**	**$ -**	**-**
2536-3960	524090	33921 (District)	Other Contractual Services	$ -	$ -	$ -	$ -	$ 79,504	$ -		$ -	
FEDERAL: 2536-3960 Supplemental Funding for Pooled Testing (Fund Code 108) Total				**$ -**	**$ -**	**$ -**	**$ -**	**$ 79,504**	**$ -**	**-**	**$ -**	**-**
2536-3954	511260	33920 (District)	Paraprofessional	$ -	$ -	$ -	$ -	$ 12,234	$ -		$ -	
2536-3954	512290	33920 (District)	Other Temporary Staff	$ -	$ -	$ -	$ 2,050	$ 66,755	$ -		$ -	
2536-3954	524090	33920 (District)	Other Contractual Services	$ -	$ -	$ -	$ -	$ 9,600	$ -		$ -	
2536-3954	542090	33920 (District)	Other General Supplies	$ -	$ -	$ -	$ -	$ 2,667	$ -		$ -	
2536-3954	550010	33920 (District)	Medical Supplies	$ -	$ -	$ -	$ -	$ 21,824	$ -		$ -	
2536-3954	572200	33920 (District)	Private School Participation	$ -	$ -	$ -	$ -	$ 2,649	$ -		$ -	
2536-3954	575020	33920 (District)	Mass. Teacher's Retirement	$ -	$ -	$ -	$ -	$ 5,740	$ -		$ -	
FEDERAL: 2536-3954 Elem. & Sec. School Emergency Relief I Grant (Fund 113) Total				**$ -**	**$ -**	**$ -**	**$ 2,050**	**$ 121,469**	**$ -**	**-**	**$ -**	**-**
2536-3955	511120	33922 (District)	Nurse Salary	$ -	$ -	$ -	$ -	$ -	$ 76,254	1.00	$ -	-
2536-3955	511175	33922 (District)	Education Technology Specialist	$ -	$ -	$ -	$ -	$ -	$ 5,256	-	$ -	-
2536-3955	511200	33922 (District)	Summer Social Worker Salaries	$ -	$ -	$ -	$ -	$ -	$ 10,138	-	$ -	-
2536-3955	511290	33922 (District)	Academic Tutor	$ -	$ -	$ -	$ -	$ -	$ 95,211	-	$ -	-
2536-3955	512120	33922 (District)	Substitutes (Professional Development)	$ -	$ -	$ -	$ -	$ -	$ 10,000	-	$ -	-
2536-3955	512190	33922 (District)	Nurse Substitutes	$ -	$ -	$ -	$ -	$ -	$ 25,000	-	$ -	-
2536-3955	512390	33922 (District)	Stipends (Summer Math/Literacy)	$ -	$ -	$ -	$ -	$ -	$ 52,607	-	$ -	-
2536-3955	512390	33922 (District)	Stipends (Professional Development)	$ -	$ -	$ -	$ -	$ -	$ 7,350	-	$ -	-

WELLESLEY PUBLIC SCHOOLS

Organization Code	Object Code	Project Code	Account Description	FY'17 Actual	FY'18 Actual	FY'19 Actual	FY'20 Actual	FY'21 Actual	FY'22 Budget	FY'22 FTE	FY'23 Budget	FY'23 FTE
2536-3955	524090	33922 (District)	Other Contractual Services	$ -	$ -	$ -	$ -	$ -	$ 121,767		$ -	
2536-3955	573010	33922 (District)	Conf/Mtgs - Administrators	$ -	$ -	$ -	$ -	$ -	$ 30,000		$ -	
2536-3955	575020	33922 (District)	Mass. Teacher's Retirement	$ -	$ -	$ -	$ -	$ -	$ 13,644		$ -	
FEDERAL: 2536-3955 Elem. & Sec. School Emergency Relief II Grant (Fund 115) Total				**$ -**	**$ -**	**$ -**	**$ -**	**$ -**	**$ 447,227**	**1.00**	**$ -**	**-**
2536-3957	534090	33921 (District)	Other Communications Services	$ -	$ -	$ -	$ -	$ 2,985	$ -		$ -	
2536-3957	583030	33921 (District)	Technology Equipment	$ -	$ -	$ -	$ -	$ 101,142	$ -		$ -	
FEDERAL: 2536-3957 Remote Learning Tech. Essentials Grant (Fund 117/118) Total				**$ -**	**$ -**	**$ -**	**$ -**	**$ 104,127**	**$ -**	**-**	**$ -**	**-**
2536-3956	511205	33923 (District)	Social Worker/Adjustment Counselor	$ -	$ -	$ -	$ -	$ -	$ -	-	$ 457,524	5.40
2536-3956	575020	33922 (District)	Mass. Teacher's Retirement	$ -	$ -	$ -	$ -	$ -	$ -		$ 42,042	
2536-3956	*xxxxxx*	*33923*	*Carryforward Year 2*	*$ -*	*$ -*	*$ -*	*$ -*	*$ -*	*$ -*		*$ 483,076*	
FEDERAL: 2536-3956 Elem. & Sec. School Emergency Relief III Grant (Fund 119) Total				**$ -**	**$ -**	**$ -**	**$ -**	**$ -**	**$ -**	**-**	**$ 982,642**	**5.40**
2532-6987	512390	33923 (District)	Stipends	$ 56,449	$ 24,864	$ 17,535	$ -	$ -	$ 28,924	-	$ 28,924	-
2532-6987	512390	33920 (District)	Stipends	$ -	$ -	$ -	$ 13,908	$ 29,562	$ -		$ -	
2532-6987	512390	32118 (WMS)	Stipends	$ -	$ 14,280	$ -	$ -	$ -	$ -		$ -	
2532-6987	512390	33118 (WHS)	Stipends	$ -	$ 4,500	$ -	$ -	$ -	$ -		$ -	
2532-6987	512390	31918 (Elem.)	Stipends	$ -	$ 6,356	$ -	$ -	$ -	$ -		$ -	
2532-6987	524090	33923 (District)	Other Contractual Services	$ 169	$ 12,264	$ 30,400	$ 33,000	$ 35,800	$ 36,052		$ 36,052	
2532-6987	553040	33923 (District)	Instructional Materials	$ -	$ 2,713	$ 412	$ -	$ 328	$ 565		$ 565	
2532-6987	572200	33923 (District)	Private School Participation	$ -	$ -	$ 1,043	$ 1,883	$ -	$ -		$ -	
2532-6987	*xxxxxx*	*33921*	*Carryforward Year 2*	*$ -*	*$ -*	*$ -*	*$ -*	*$ -*	*$ 5,172*		*$ -*	
2532-6987	*xxxxxx*	*33920*	*Carryforward Year 3*	*$ -*	*$ -*	*$ -*	*$ -*	*$ -*	*$ 33,779*		*$ -*	
FEDERAL: 2532-6987 Title II A (Fund 140) Total				**$ 56,618**	**$ 64,977**	**$ 49,390**	**$ 48,791**	**$ 65,690**	**$ 104,492**	**-**	**$ 65,541**	**-**
2532-6891	511290	33921 (District)	Tutor	$ -	$ -	$ 4,969	$ -	$ 3,583	$ -	-	$ -	-
2532-6891	512390	33923 (District)	Stipends	$ 5,440	$ 12,212	$ 5,000	$ 4,080	$ 4,482	$ 10,500	-	$ 13,038	-
2532-6891	524090	33922 (District)	Other Contractual Services	$ 8,739	$ 1,179	$ 3,273	$ -	$ 2,832	$ 3,000		$ -	
2532-6891	542090	33923 (District)	Other General Supplies	$ 1,206	$ 1,630	$ 1,349	$ 519	$ 617	$ 1,013		$ 1,475	
2532-6891	553010	32018 (District)	Textbooks And Related Software	$ 978	$ 225	$ -	$ -	$ -	$ -		$ -	
2532-6891	*xxxxxx*	*33921*	*Carryforward Year 2*	*$ -*	*$ -*	*$ -*	*$ -*	*$ -*	*$ 11,681*		*$ -*	
2532-6891	*xxxxxx*	*33920*	*Carryforward Year 3*	*$ -*	*$ -*	*$ -*	*$ -*	*$ -*	*$ 7,685*		*$ -*	
FEDERAL: 2532-6891 Title III A (Fund 180) Total				**$ 16,363**	**$ 15,246**	**$ 14,591**	**$ 4,599**	**$ 11,514**	**$ 33,879**	**-**	**$ 14,513**	**-**
2532-6231	542090	33921 (District)	Other General Supplies	$ -	$ -		$ -	$ 3,750	$ -		$ -	
FEDERAL: 2532-6231 Leading Educational Access Project (LEAP) (Fund 231) Total				**$ -**	**$ -**	**$ -**	**$ -**	**$ 3,750**	**$ -**	**-**	**$ -**	**-**
2532-6991	511250	31119 (Bates)	Instructional Assistant	$ -	$ -	$ 55,861	$ -	$ -	$ -	-	$ -	-
2532-6991	511250	31219 (Fiske)	Instructional Assistant	$ -	$ -	$ 29,048	$ -	$ -	$ -	-	$ -	-
2532-6991	511250	31319 (Hardy)	Instructional Assistant	$ -	$ -	$ 55,463	$ -	$ -	$ -	-	$ -	-
2532-6991	511250	31423 (Hunnewell)	Instructional Assistant	$ -	$ -	$ 54,688	$ 158,755	$ 103,204	$ 27,549	1.00	$ 27,549	1.00
2532-6991	511250	31521 (Sprague)	Instructional Assistant	$ -	$ -	$ 40,785	$ 171,123	$ 127,788	$ -	-	$ -	-
2532-6991	511250	31619 (Schofield)	Instructional Assistant	$ -	$ -	$ 79,071	$ -	$ -	$ -	-	$ -	-
2532-6991	511250	32123 (WMS)	Instructional Assistant	$ -	$ -	$ 40,698	$ 102,183	$ 115,791	$ 107,750	4.00	$ 107,750	4.00
2532-6991	511250	33123 (WHS)	Instructional Assistant	$ -	$ -	$ 44,698	$ 110,527	$ 133,941	$ 136,820	4.00	$ 136,820	4.00

WELLESLEY PUBLIC SCHOOLS

Organization Code	Object Code	Project Code	Account Description	FY'17 Actual	FY'18 Actual	FY'19 Actual	FY'20 Actual	FY'21 Actual	FY'22 Budget	FY'22 FTE	FY'23 Budget	FY'23 FTE
2532-6991	511260	33923 (District)	Paraprofessional	$ 1,137,810	$ 1,077,810	$ 263,986	$ 17,925	$ -	$ 69,444	1.00	$ 69,444	1.00
2532-6991	511260	31423 (Hunnewell)	Paraprofessional	$ -	$ -	$ -	$ -	$ -	$ 92,822	3.00	$ 92,822	3.00
2532-6991	511260	31723 (Upham)	Paraprofessional	$ -	$ -	$ -	$ 221,445	$ 203,913	$ 220,487	5.00	$ 220,487	5.00
2532-6991	511260	32123 (WMS)	Paraprofessional	$ -	$ -	$ 264,670	$ -	$ 104,146	$ 148,063	4.00	$ 148,063	4.00
2532-6991	511260	32123 (WMS)	Paraprofessional (Literacy)	$ -	$ -	$ -	$ 175,115	$ -	$ 4,096	-	$ 4,096	-
2532-6991	511260	33123 (WHS)	Paraprofessional	$ -	$ -	$ 175,995	$ 142,514	$ 127,557	$ 153,568	3.00	$ 153,568	3.00
2532-6991	511290	33923 (District)	Tutor	$ -	$ -	$ -	$ -	$ -	$ 4,578	-	$ 4,578	-
2532-6991	512390	33923 (District)	Stipends	$ -	$ -	$ -	$ 4,398	$ -	$ 9,000	-	$ 9,000	-
2532-6991	524090	33923 (District)	Other Contractual Services	$ -	$ -	$ 14,637	$ 4,247	$ 23,589	$ 167,733		$ 167,733	
2532-6991	530900	32018 (District)	Other Professional Services	$ 5,971	$ 7,848	$ -	$ -	$ -	$ -		$ -	
2532-6991	530900	31018 (PAWS)	Other Professional Services	$ -	$ 1,240	$ -	$ -	$ -	$ -		$ -	
2532-6991	553040	33923 (District)	Instructional Materials	$ -	$ -	$ -	$ -	$ -	$ 6,470		$ 6,470	
2532-6991	571090	33923 (District)	Travel - Other	$ -	$ -	$ 1,000	$ 270	$ 1,000	$ 12,600		$ 12,600	
2532-6991	572110	32018 (District)	Conf/Mtgs - Administrators	$ 4,730	$ 333	$ -	$ -	$ -	$ -		$ -	
2532-6991	572110	33118 (WHS)	Conf/Mtgs - Administrators	$ -	$ 40	$ -	$ -	$ -	$ -		$ -	
2532-6991	572200	33923 (District)	Private School Participation	$ -	$ -	$ 1,585	$ 18,240	$ 22,066	$ 42,637		$ 42,637	
2532-6991	*xxxxxx*	*33921*	*Carryforward Year 2*	*$ -*	*$ -*	*$ -*	*$ -*	*$ -*	*$ 404,681*		*$ -*	
2532-6991	*xxxxxx*	*33920*	*Carryforward Year 3*	*$ -*	*$ -*	*$ -*	*$ -*	*$ -*	*$ 2,300*		*$ -*	
FEDERAL: 2532-6991 Special Education I.D.E.A. (Fund 240) Total				**$ 1,148,511**	**$ 1,087,271**	**$ 1,122,185**	**$ 1,126,742**	**$ 962,995**	**$ 1,610,598**	**25.00**	**$ 1,203,617**	**25.00**
2532-6992	530500	31731 (WHS)	Training and Development	$ 930	$ -	$ -	$ -	$ -	$ -		$ -	
2532-6992	530900	31731 (WHS)	Other Professional Services	$ 3,000	$ -	$ -	$ -	$ -	$ -		$ -	
2532-6992	533040	31731 (WHS)	Field Trip Transportations	$ 432	$ -	$ -	$ -	$ -	$ -		$ -	
2532-6992	553040	31831 (WHS)	Instructional Materials	$ 3,151	$ 1,879	$ -	$ -	$ -	$ -		$ -	
FEDERAL: 2532-6992 Special Education Transition (Fund 243) Total				**$ 7,513**	**$ 1,879**	**$ -**	**$ -**	**$ -**	**$ -**	**-**	**$ -**	**-**
2536-3953	524090	33922 (District)	Other Contractual Services	$ -	$ -	$ -	$ 12,550	$ 6,680	$ 25,000		$ -	
2536-3953	542090	33922 (District)	Other General Supplies	$ -	$ -	$ -	$ 4,200	$ -	$ -		$ -	
2536-3953	572110	33920 (District)	Conf/Mtgs - Administrators	$ -	$ -	$ -	$ 8,250	$ -	$ -		$ -	
2536-3953	*xxxxxx*	*33921*	*Carryforward Year 2*	*$ -*	*$ -*	*$ -*	*$ -*	*$ -*	*$ 18,320*		*$ -*	
2536-3953	*xxxxxx*	*33920*	*Carryforward Year 3*	*$ -*	*$ -*	*$ -*	*$ -*	*$ -*	*$ -*		*$ -*	
FEDERAL: 2536-3953 System for Student Success Grant (Fund 248) Total				**$ -**	**$ -**	**$ -**	**$ 25,000**	**$ 6,680**	**$ 43,320**	**-**	**$ -**	**-**
2536-3961	512390	33922 (District)	Stipends	$ -	$ -	$ -	$ -	$ -	$ 18,534	-	$ -	-
2536-3961	530500	33922 (District)	Other Professional Services	$ -	$ -	$ -	$ -	$ -	$ 245,504		$ -	
2536-3961	572200	33922 (District)	Private School Participation	$ -	$ -	$ -	$ -	$ -	$ 8,720		$ -	
FEDERAL: 2536-3961 American Rescue Plan (ARP) IDEA (Fund 252) Total				**$ -**	**$ -**	**$ -**	**$ -**	**$ -**	**$ 272,758**	**-**	**$ -**	**-**
2532-6258	524090	33921 (District)	Other Contractual Services	$ -	$ -	$ -	$ -	$ 3,548	$ -		$ -	
2532-6258	542090	33921 (District)	Other General Supplies	$ -	$ -	$ -	$ -	$ 2,097	$ -		$ -	
FEDERAL: 2532-6258 IDEA Part B: Spec. Ed. Targeted (Fund 258) Total				**$ -**	**$ -**	**$ -**	**$ -**	**$ 5,645**	**$ -**	**-**	**$ -**	**-**

WELLESLEY PUBLIC SCHOOLS

Organization Code	Object Code	Project Code	Account Description	FY'17 Actual	FY'18 Actual	FY'19 Actual	FY'20 Actual	FY'21 Actual	FY'22 Budget	FY'22 FTE	FY'23 Budget	FY'23 FTE
2532-6290	511250	31023 (PAWS)	Teaching Assistant	$ -	$ -	$ -	$ 27,416	$ 28,846	$ 29,556	1.00	$ 29,556	1.00
2532-6290	511260	31019 (PAWS)	Paraprofessional	$ -	$ -	$ 29,413	$ -	$ -	$ -	-	$ -	-
2532-6290	511260	31018 (PAWS)	Paraprofessional	$ 30,476	$ 28,647	$ -	$ -	$ -	$ -	-	$ -	-
2532-6290	542090	31023 (PAWS)	Other General Supplies	$ -	$ -	$ -	$ -	$ -	$ 1,014		$ 1,012	
2532-6290	572200	31023 (PAWS)	Private School Participation	$ -	$ -	$ -	$ -	$ -	$ 577		$ 577	
2532-6290	*xxxxxx*	*33921*	*Carryforward Year 2*	*$ -*	*$ -*	*$ -*	*$ -*	*$ -*	*$ 6,017*		*$ -*	
2532-6290	*xxxxxx*	*33920*	*Carryforward Year 3*	*$ -*	*$ -*	*$ -*	*$ -*	*$ -*	*$ -*		*$ -*	
FEDERAL: 2532-6290 Early Childhood Special Education (Fund 262) Total				**$ 30,476**	**$ 28,647**	**$ 29,413**	**$ 27,416**	**$ 28,846**	**$ 37,164**	**1.00**	**$ 31,145**	**1.00**
2536-3962	511150	31022 (PAWS)	Teacher	$ -	$ -	$ -	$ -	$ -	$ 18,513	0.22	$ -	-
2536-3962	530425	31022 (PAWS)	Other Contractual Services	$ -	$ -	$ -	$ -	$ -	$ 2,241		$ -	
2536-3962	571090	31022 (PAWS)	Travel - Other	$ -	$ -	$ -	$ -	$ -	$ 1,400		$ -	
2536-3962	572200	31022 (PAWS)	Private School Participation	$ -	$ -	$ -	$ -	$ -	$ 450		$ -	
2536-3962	575020	31022 (PAWS)	Mass. Teacher's Retirement	$ -	$ -	$ -	$ -	$ -	$ 1,666		$ -	
FEDERAL: 2536-3962 American Rescue Plan (ARP) Early Childhood (Fund 264) Total				**$ -**	**$ -**	**$ -**	**$ -**	**$ -**	**$ 24,270**	**0.22**	**$ -**	**-**
2536-2929	512390	33922 (District)	Stipends	$ -	$ -	$ -	$ -	$ 13,697	$ -		$ -	
2536-2929	530900	32017 (District)	Other Professional Services	$ 25,000	$ -	$ -	$ -	$ -	$ -		$ -	
2536-2929	*xxxxxx*	*33921*	*Carryforward Year 2*	*$ -*	*$ -*	*$ -*	*$ -*	*$ -*	*$ 15,145*		*$ -*	
2536-2929	*xxxxxx*	*33920*	*Carryforward Year 3*	*$ -*	*$ -*	*$ -*	*$ -*	*$ -*	*$ -*		*$ -*	
FEDERAL: 2536-2929 IDEA Sped Program Improvement Grant (Fund 274) Total				**$ 25,000**	**$ -**	**$ -**	**$ -**	**$ 13,697**	**$ 15,145**	**-**	**$ -**	**-**
2532-0629	553040	31021 (PAWS)	Instructional Materials	$ 626	$ 1,624	$ -	$ -	$ 1,628	$ -		$ -	
2532-0629	*xxxxxx*	*33921*	*Carryforward Year 2*	*$ -*	*$ -*	*$ -*	*$ -*	*$ -*	*$ 1,574*		*$ -*	
2532-0629	*xxxxxx*	*33920*	*Carryforward Year 3*	*$ -*	*$ -*	*$ -*	*$ -*	*$ -*	*$ -*		*$ -*	
FEDERAL: 2532-0629 Early Childhood Targeted Special Education (Fund 298) Total				**$ 626**	**$ 1,624**	**$ -**	**$ -**	**$ 1,628**	**$ 1,574**	**-**	**$ -**	**-**
2532-6995	511150	32017 (District)	Teacher	$ 101,029	$ -	$ -	$ -	$ -	$ -	-	$ -	-
2532-6995	511150	31221 (Fiske)	Teacher	$ -	$ 22,607	$ 16,807	$ 26,598	$ 23,189	$ -	-	$ -	-
2532-6995	511150	31620 (Schofield)	Teacher	$ -	$ 14,110	$ 15,003	$ 15,906	$ -	$ -	-	$ -	-
2532-6995	511150	33123 (WHS)	Teacher	$ -	$ 51,910	$ 44,230	$ 79,612	$ 71,502	$ 72,694	0.69	$ -	-
2532-6995	511150	33923 (District)	Teacher	$ -	$ -	$ -	$ -	$ -	$ -	-	$ 126,541	2.19
2532-6995	511260	31223 (Fiske)	Paraprofessional	$ -	$ -	$ -	$ -	$ 26,075	$ 16,247	0.50	$ -	-
2532-6995	511260	31223 (Hardy)	Paraprofessional	$ -	$ -	$ -	$ -	$ -	$ 15,040	0.40	$ -	-
2532-6995	511260	31523 (Sprague)	Paraprofessional	$ -	$ -	$ -	$ -	$ -	$ 22,560	0.60	$ -	-
2532-6995	511260	31621 (Schofield)	Paraprofessional	$ -	$ -	$ -	$ -	$ 22,849	$ -	-	$ -	-
2532-6995	512390	32017 (District)	Stipends	$ 981	$ -	$ -	$ -	$ 71	$ -	-	$ -	-
2532-6995	533010	33923 (District)	School Bus Transportation	$ -	$ -	$ -	$ -	$ -	$ 3,459		$ 3,459	
2532-6995	553040	32021 (District)	Instructional Materials	$ 2,605	$ -	$ -	$ -	$ 766	$ -		$ -	
2532-6995	575020	33923 (District)	Mass. Teacher's Retirement	$ 9,035	$ 7,976	$ 7,560	$ 12,361	$ -	$ 6,542		$ 6,542	
2532-6995	*xxxxxx*	*33921*	*Carryforward Year 2*	*$ -*	*$ -*	*$ -*	*$ -*	*$ -*	*$ 17,656*		*$ -*	
2532-6995	*xxxxxx*	*33920*	*Carryforward Year 3*	*$ -*	*$ -*	*$ -*	*$ -*	*$ -*	*$ -*		*$ -*	
FEDERAL: 2532-6995 Title I (Fund 305) Total				**$ 113,650**	**$ 96,603**	**$ 83,600**	**$ 134,477**	**$ 144,452**	**$ 154,198**	**2.19**	**$ 136,542**	**2.19**

WELLESLEY PUBLIC SCHOOLS

Organization Code	Object Code	Project Code	Account Description	FY'17 Actual	FY'18 Actual	FY'19 Actual	FY'20 Actual	FY'21 Actual	FY'22 Budget	FY'22 FTE	FY'23 Budget	FY'23 FTE
2532-6988	511290	33119 (WHS)	Tutor	$ -	$ -	$ 889	$ -	$ 2,438	$ -	-	$ -	-
2532-6988	512390	33918 (District)	Stipends	$ -	$ 2,910	$ -	$ -	$ 3,683	$ -	-	$ -	-
2532-6988	524090	33923 (District)	Other Contractual Services	$ -	$ -	$ -	$ 10,000	$ 10,000	$ 10,000		$ 10,000	
2532-6988	*xxxxxx*	*33921*	*Carryforward Year 2*	*$ -*	*$ -*	*$ -*	*$ -*	*$ -*	*$ 937*		*$ -*	
2532-6988	*xxxxxx*	*33920*	*Carryforward Year 3*	*$ -*	*$ -*	*$ -*	*$ -*	*$ -*	*$ -*		*$ -*	
FEDERAL: 2532-6988 Title IV A (Fund 309) Total				**$ -**	**$ 2,910**	**$ 889**	**$ 10,000**	**$ 16,121**	**$ 10,937**	**-**	**$ 10,000**	**-**
FEDERAL Grant Fund Total				**$ 1,398,757**	**$ 1,299,157**	**$ 1,300,068**	**$ 1,379,075**	**$ 2,629,008**	**$ 2,795,941**	**29.41**	**$ 2,444,000**	**33.59**
ALL Grant Fund Total				**$ 2,317,890**	**$ 2,217,730**	**$ 2,272,410**	**$ 2,440,015**	**$ 3,921,139**	**$ 4,021,321**	**39.41**	**$ 3,644,780**	**43.59**

Special Revenue Funds: Private Grants

Wellesley Education Foundation (WEF) **Fund Code: 0029** **Varies**

Grant Manager: Sandra Trach, Assistant Superintendent of Teaching and Learning

Purpose: Through events such as the WEF Spelling Bee and the See Yourself in STEM, and charitable giving programs like Red Apple teacher recognitions, year after year, WEF harnesses the generosity of the greater Wellesley community to drive student curiosity and teacher creativity, fostering a genuine love of learning for all.

Private Grant	FY'19 Award	FY'20 Award	FY'21 Award	FY'22 Award[42]
WEF	$223,768	$172,201	$677,372	$27,000

WEF COVID-19 Innovation Fund (Fiscal Year 2021)
Wellesley Education Foundation, a long-time champion of the values of innovation, excellence, and inclusion within the Wellesley school community, extended its support for the ongoing safe operation of Wellesley Public Schools through establishment of the WEF COVID-19 Innovation Fund.

In July of 2020, WEF launched a partnership with local scientists and school administrators to support an ambitious goal of establishing one of the first public-school viral testing pilot programs in the nation.

To address concerns related to reopening and to validate that the proposed safety measures were working, a team of medical professionals and scientists across diverse communities in Massachusetts (Chelsea, Revere, Watertown, Brookline, Wellesley, and Somerville) worked together to implement a pilot program of weekly COVID testing for certain students and staff.

This collaboration of communities believed that access to testing should be universal, and have worked in close coordination (as part of what is being called the *Safer Teachers, Safer Students: Back-to-School Testing Collaborative*) to create a general framework for SARS-CoV-2 testing in public schools. The pilot was among the first of its kind in the public-school setting, both in the State of Massachusetts and in the nation.

Wellesley Public Schools is grateful for the successful viral testing program that was made possible in school year 2020-2021 through the generous donation of WEF and community members.

[42] Amount awarded through November 2021.

FY'21 Grant Award Summary (without COVID Innovation Fund):

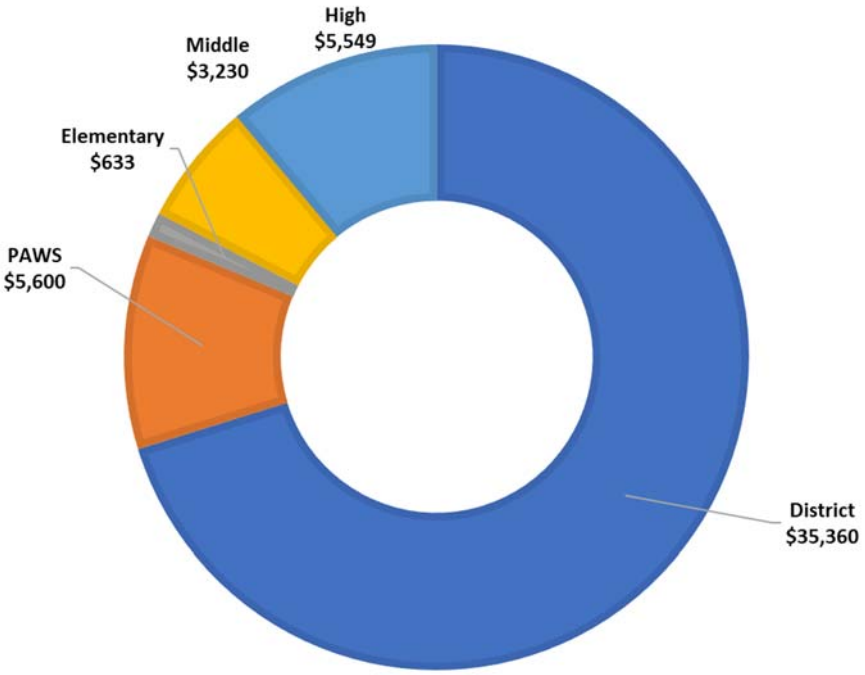

In addition to raising $600K for the COVID-19 Innovation Fund, WEF awarded an additional $49,736 in the January 2021 grant cycle. The above breakout provides a summary of grants by level.

Wellesley Education Foundation (WEF) accepts grant applications from individual Wellesley Public Schools educators, including professional development opportunities; from the Wellesley Public Schools Administration for major initiatives; system-wide school grant applications by grade, department, or curriculum, including professional development opportunities; and capital equipment or materials that enhance the curriculum and refine pedagogy.

Additional detail on specific grants, or about the foundation, is available on the WEF web site: wwww.wellesleyeducationfoundation.org

Parent-Teacher Organizations (PTOs) **Fund Code: 0029** **Varies**

Grant Manager: Wen Cobb, Director of Accounting and Business Services

Purpose: The purpose of the PTO shall be to support and enhance the educational experiences of Wellesley students by providing an organization through which the PTO can work cooperatively and provide financial support for educational programs outside the school's annual budget.

Each school has a supportive PTO that operates under the Internal Revenue Service guidelines for Section 501(c)(3) organizations.

Donation	FY'19 Donations	FY'20 Donations	FY'21 Donations	FY'22 Donations (thru 1/31/22)
Bates Elementary	$18,662	$10,843	$1,800	$1,729
Fiske Elementary	$18,234	$17,140	$3,502	$1,400
Hardy Elementary	$0	$11,083	$871	$0
Hunnewell Elementary	$1,349	$4,095	$840	$951
Schofield Elementary	$15,133	$8,653	$0	$984
Sprague Elementary	$22,112	$12,000	$700	$0
Upham Elementary	$10,393	$4,623	$0	$0
Wellesley Middle School	$59,255	$19,031	$18,901	$9,767
Wellesley High School	$20,545	$10,497	$26,197	$5,336
Total	**$165,683**	**$97,965**	**$52,811**	**$20,167**

Donations made by the PTO's are accepted throughout the year. All donations, including those made by the Parent-Teacher Organizations, are presented to and reviewed by the Wellesley School Committee on a regular basis.

Special Revenue
Revolving Funds

WELLESLEY PUBLIC SCHOOLS
Learning • Caring • Innovating

Special Revenue Funds: Revolving Funds

Public schools in Massachusetts are authorized to maintain revolving and special revenue accounts which are not subject to fiscal year boundaries and do not close out to the Town's general fund (unless specified in the authorizing legislation) at year's end. Revolving fund balances carry from year to year. The Wellesley Public Schools has several revolving funds common to school districts, including Athletics and Activities, Transportation, Tuition, and other funds that relate to activities engaged in by schools.

Since FY'98, the district has shown the transfers from revolving funds as offsets to the operating budget costs. Some of the revolving funds have revenue that is static relative to participation and the offsets are applied year after year with little fluctuation. Other accounts are adjusted to reflect current revenue estimates and the needs of the district, particularly Athletics, Performing Arts and Circuit Breaker accounts. In the Child Lab program and Facility Rental account, staff members are directly charged to the revolving fund.

In FY'20 and FY'21, COVID-19 significantly impacted revolving fund programs. These impacts resulted in fee refunds (SY'19-20 and SY'20-21); sport season cancellations (WHS and WMS spring 2020 and WMS for SY'20-21); program cancellations (Child Lab all of SY'20-21); and altered service delivery (virtual instrumental and voice lessons SY'20-21). The FY'20 and FY'21 actual revenue includes all fee refunds processed. The FY'22 and FY'23 projections are based on all known program changes through January 31, 2022.

In FY'20, the K-12 Director of Performing Arts had recommended a multi-year approach to maintain high quality instructors and competitiveness with neighboring communities for the Instrumental and Vocal Extension Program (IVEP). The proposed recommendation, modified in December 2020, impacts fiscal year 2023 as follows:

Fiscal Year	Action	Initial Year Est. Cost	Source of Funds
FY'21	Faculty Meeting Participation ($25/meeting per instructor)	Implemented	
	Registration Night ($30/per year per instructor)	Implemented	
FY'22	Increase instructor hourly rate by $3/hour to $59/hour	Implemented	
	Increase IVEP Rates per hour by $3/hour to $63/hour	Implemented	
FY'23	Increase instructor hourly rate by $1/hour to $60/hour	$10,000	Fund Balance
	Increase IVEP Rates per hour by $2/hour to $65/hour	($19,560)	Participants

In FY'23, the Wellesley Public Schools established guidelines to consistently manage revolving fund balances to:

- Ensure compliance with state and federal guidelines.
- Maintain sufficient funds to cover the working capital need for each fund's expected use.
- Ensure that each fund balance does not exceed its intended need.

The recommended guidelines are based on a review of best practices of other school districts and relevant professional organizations[1]. The proposed guidelines are:

1. Maintain adequate working capital as inflows of revenue and outflows of expenditures vary and can be cyclical.

[1] Reviewed the Association of School Business Officials (ASBO) and the Governmental Finance Officers Association (GFOA).

2. Target 4-6 months (1/3 to 1/2) of the prior non-COVID three (3) year average annual revenue to ensure adequate cash flow. The National School Lunch Revolving Fund should not exceed a fund balance greater than three (3) months working capital per the Massachusetts Department of Elementary and Secondary Education (DESE) recommendations.

3. It is advised that if there is a considerable excess, that the draw down should not be done in one fiscal year as it would have a measurable, negative impact on the following year's year-over-year percentage increase in the operating budget as the draw would not be repeatable.

4. Conversely, refrain from using revolving fund fees should balances drop below targets and/or curtail direct expenditures from the fund.

Each fund presented in the budget will be evaluated against these recommendations. The evaluations include:

A. Fund Balance at Target
B. Fund Balance Over Target: Multi-Year Use May be Determined
C. Fund Balance Under Target: Draw Downs May be Placed on Hold/Reduced
D. Fund Balance Outside Guidelines
E. Fund Balance in a Deficit

Beginning in fiscal year 2023, all revolving funds will be evaluated on the criteria above. In FY'23, the formula will be:

1. Average of revenue receipts in FY'17, FY'18 and FY'19. COVID significantly impacted FY'20 and FY'21 so these years are not included in the calculations.

2. The average revenue for the three years is broken into a 4-month and a 6-month recommended low and high fund balance level.

3. A rating of A: Fund Balance at Target to E: Fund Balance in Deficit is determined based on the criteria above. The FY'23 evaluation level is included in each narrative.

The review of the revolving funds continues to highlight the degree to which families pay fees for students to engage in a range of both academic and enrichment programs. In 2016, the Superintendent created a Fees Task Force to examine the burden on parents. The goal then and now is to reduce and/or eliminate fees. With this long-standing goal, the district has proposed a significant reduction in fees. The FY'23 Voted Budget included the following tuition/fee changes:

- Eliminate Visual Art fees (impacts students enrolled in elective Art Classes in Grades 8-12)
- Eliminate Student Activity fees (impacts Middle and High School students who participate in a club)
- Reduction of the Optional Bus Fee from $521 to $500 (impacts all students who opt to take the bus in Grades 7-12 and Kindergarten – Grade 6 who live within 2 miles of their assigned school).

The following pages provide an explanation and financial status of the major revolving funds maintained by the district. All balances are as of June 30th in each fiscal year with a projection for the FY'23 year-end balance.

ATHLETIC REVOLVING FUND (Fund 0028)

Director/Program Coordinator: Athletic Director

Program Description: The Athletic Department has a broad range of opportunities for students to participate in competitive sports. The Department is funded from multiple sources: the operating budget for the district, fees charged to students for participation, and donations from various team/parent supporting groups. A combination of all these funds is used to pay for coaches, officials, transportation, equipment, supplies and use of specialized facilities (ice rink, pool, ski slopes).

Fee Structure: $200 per sport Middle School
$300 per sport High School
Family maximum $1,500

Fund Restrictions: Funds can be used to compensate employees or pay for contracted services, equipment, and materials to operate the program.

Fund Balance Evaluation Rating: C. Fund Balance Under Target: Draw Downs May be Placed on Hold/Reduced (both Middle and High School)

Middle School	FY'19 Actual	FY'20 Actual	FY'21 Actual	FY'22 Proj.	FY'23 Proj.
Beg. Balance	$4,402	$6,402	$6,472	$6,472	$17,691
Revenue					
Participation Fees	$86,850	$62,400	$0	$84,600	$81,540
Expenditure					
Budget Offset	$78,056	$62,330	$0	$73,381	$83,381
Direct Expenses	$6,794	$0	$0	$0	$0
Ending Balance	**$6,402**	**$6,472**	**$6,472**	**$17,691**	**$15,850**

High School	FY'19 Actual	FY'20 Actual	FY'21 Actual	FY'22 Proj.	FY'23 Proj.
Beg. Balance	$8,403	$40,438	$30,231	$43,207	$44,624
Revenue					
Gate Receipts	$59,878	$86,540	$0	$40,000	$63,000
Participation Fees	$454,460	$285,901	$466,130	$424,365	$452,700
Other Revenue	$1,925	$0	$0	$0	$0
Expenditure					
Budget Offset	$466,143	$354,000	$452,000	$457,300	$475,000
Nurse Budget Offset	$5,648	$5,648	$0	$5,648	$5,648
Direct Expenses	$12,437	$23,000	$1,154	$0	$10,000
Ending Balance	**$40,438**	**$30,231**	**$43,207**	**$44,624**	**$69,676**

The revolving fund covers the expenses of the program except for the coaches, which are funded in the operating budget. The revolving account can cover additional costs if they are incurred in any given year.

Munis Fund Code: 0028
Munis Organization Code: 2803-2370: Middle School – Revenue and 2832-2370: Middle School - Expense
2803-3370: High School – Revenue and 2832-3370: High School – Expense

CHILD DEVELOPMENT LAB REVOLVING FUND (Fund 0028)

Director/Program Coordinator:	High School Family / Consumer Science Department Head
Program Description:	The Child Development Laboratory (Child Lab) program at the High School provides a learning environment for students to become experienced in early childhood education and care. Fees are charged for the children who are enrolled in the program. Program capacity is 18 children.
Fee Structure:	$6,000 per child tuition (excluding deposit) ($300 deposit per child remitted in prior fiscal year)
Fund Restrictions:	Funds can be used to compensate employees or pay for contracted services, equipment, and materials to operate the program.
Fund Balance Evaluation Rating:	C. Fund Balance Under Target: Draw Downs May be Placed on Hold/Reduced

Child Lab	FY'19 Actual	FY'20 Actual	FY'21 Actual	FY'22 Proj.	FY'23 Proj.
Beg. Balance	$25,743	$31,774	$7,406	$7,681	$2,704
Revenue					
Tuition	$104,145	$69,153	$0	$105,675	$108,000
Expenditure					
Salary and Other Compensation	$80,570	$83,487	$0	$100,652	$95,543
Other Expenses	$17,544	$10,034	($275)	$10,000	$7,500
Ending Balance	**$31,774**	**$7,406**	**$7,681**	**$2,704**	**$7,661**
Full Time Equivalent (FTE)					
Teacher	1.00	1.00	0.00	0.70	0.60
Instructional Assistant	0.80	0.80	0.00	0.80	0.80
Deposits Collected in Advance (liability)	($5,400)	($5,400)	($0)	($5,400)	($5,400)
Expendable Balance as of June 30th	$26,374	$2,006	$7,681	($2,696)	$2,261

With the fees increased for school year 2021-2022, the fund will maintain a positive fund balance by eliminating the purchasing of snacks for participants and reducing the teacher salaries charged to the revolving fund. The teacher FTE funded through the account will be reduced by a 0.10 FTE which will be funded by the general fund.

Munis Fund Code:	0028
Munis Organization Code:	2803-9349: Revenue
	2832-9349: Expense

CIRCUIT BREAKER REVOLVING FUND (Fund 0029)

Director/Program Coordinator: Assistant Superintendent for Finance and Operations

Program Description: Circuit Breaker (MGL Ch. 44:53A), the state special education reimbursement program, provides state funding to districts for high-cost special education students. The Student Opportunity Act (SOA), Chapter 132 of the Acts of 2019, altered the reimbursement formula with an expected implementation in Fiscal Year 2022. A summary of the reimbursement changes is:

1. The "Approved Cost Threshold" is $47,363 in FY'22 and will increase annually using the foundation inflation index.
2. Reimbursement for out-of-district (OOD) transportation will be phased in over four years and is subject to appropriation.
3. Reimbursement for instructional costs and transportation is capped at 75%. Instructional costs will be prioritized for reimbursement with the balance used for OOD transportation reimbursement.

State reimbursement rates, for instructional costs, have averaged 74.89 percent in recent years (see chart for specific years).

Fee Structure: No fees associated with this program

Fund Restrictions: Funds are primarily used to offset tuition costs but may also be used to compensate employees or pay for contracted services, equipment, and materials to service the needs of students on an Individual Education Program (IEP). The Massachusetts Department of Elementary and Secondary Education (DESE) and the Massachusetts Department of Revenue (DOR) recommend districts carry forward revenue for one year i.e., amount collected in FY'22 can be carried forward and spent in FY'23.

Fund Balance Evaluation Rating: E. Fund Balance Outside Guidance
School Committee determines carry forward amount on an annual basis.

Circuit Breaker	FY'19 Actual	FY'20 Actual	FY'21 Actual	FY'22 Proj.	FY'23 Proj.
Beg. Balance	$200,000	$536,276	$0	$0	$0
Revenue					
State Payments	$2,917,950	$3,028,377	$3,491,265	$3,365,782	$3,246,487
Expenditure					
Budget Offset	$2,581,674	$3,564,653	$3,491,265	$3,365,782	$3,246,487
Direct Expenses	$0	$0	$0	$0	$0
Ending Balance	**$536,276**	**$0**	**$0**	**$0**	**$0**

Reimbursement Rates	FY'19 Act.	FY'20 Act.	FY'21 Act.	FY'22 Act.	FY'23 Proj.
Instruction	74.48%	75.00%	75.00%	75.00%	75.00%
Transportation	N/A	N/A	N/A	75.00%	75.00%
Approved Threshold Amount	$45,793	$46,925	$46,704	$47,363	$47,363[2]

The example below demonstrates how the formula is applied:

Saint Ann's Home, Inc. (Residential Placement)	$206,439
State Threshold Amount (FY'21 Approved Cost Threshold)	($46,704)
Claim Amount (Cost – Approved Cost Threshold)	$159,735
Maximum Wellesley Reimbursement (Claim * 75%)	**$119,801**

Out of district placement costs are determined by the Commonwealth of Massachusetts, Operational Services Division, Special Education Pricing unit. In-district reimbursement eligible costs are based on statewide average costs, not the actual cost of Wellesley's service delivery.

Out-of-District tuition costs vary considerably as the year progresses based on changes to a student's Individual Education Program (IEP). Circuit Breaker funds may be carried forward one year. When funds received in one fiscal year are not fully expended for out of district costs in that same year, the district must use the carryforward funds for out of district costs in the succeeding year.

Both the Massachusetts Department of Elementary and Secondary Education and the Department of Revenue's Division of Local Services support building a circuit breaker balance as "good management practice":

> *Since DESE regulations allow communities and school districts to carry forward up to one year's worth of state reimbursement, DLS [Division of Local Services] advises communities build balances in their SPED circuit breaker accounts in years when actual costs compare favorably with the budget so that in years when SPED costs increase unexpectedly or the circuit breaker reimbursement drops, there will be some circuit breaker revenue to cover any unforeseen costs. Building a circuit breaker balance is a good management practice as it eliminates some of the risk associated with these unpredictable SPED costs.*[3]

Munis Fund Code: 0029
Munis Organization Code: 2903-9337: Revenue
2936-9337: Expense

[2] FY'23 Approved Cost Threshold amounts are estimates.
[3] http://www.doe.mass.edu/finance/circuitbreaker/finance.html

ELEMENTARY BEFORE SCHOOL REVOLVING FUND (Fund 0028)

Director/Program Coordinator:	Elementary School Principals
Program Description:	The elementary before school program runs for 45 minutes, 60 minutes, or 90 minutes prior to the start of school each day. Each participating elementary school determines the length of program. Students meet in the school library and participate in learning skills, involving crafts and computer-based projects.
Fee Structure:	$270 to $450 per semester depending on the length of the program
Fund Restrictions:	Funds can be used to compensate employees or pay for contracted services, equipment, and materials to operate the program.
Fund Balance Evaluation Rating:	B. Fund Balance Over Target: Multi-Year Use May be Determined (All Locations)

Before School	FY'19 Actual	FY'20 Actual	FY'21 Actual	FY'22 Proj.	FY'23 Proj.
Beg. Balance	$191,543	$255,361	$263,738	$250,311	$246,261
Revenue					
Participation Fees	$100,221	$62,756	$6,545	$32,816	$28,000
Other Revenue	$0	$0	$0	$0	$0
Expenditure					
Temporary Staff	$32,375	$43,877	$19,972	$26,366	$33,075
Other Direct Expenses	$4,029	$10,500	$0	$10,500	$17,500
Ending Balance	**$255,361**	**$263,738**	**$250,311**	**$246,261**	**$223,686**

To reduce the fund balance, the district proposes the following plan:

1. Increase the staff stipends to $24.50/hour. In FY'22, hourly rates range from $22.26/hour to $22.60/hour depending on the length of the program. This would align the hourly rates to a mid-scale Teaching Assistant position.
2. Maintain the budget of $2,500 per school for replacement materials. Previously, the budget was set at $1,500 per school.

With the Hunnewell Elementary School under construction in SY'22-23 and students relocated to four (4) other elementary schools; we anticipate a greater need for before school programming.

The district does not collect deposits in advance (prior fiscal year) for the Before School program. The balances listed above are the combined balances for all elementary before school programs.

Munis Fund Code:	0028
Munis Organization Code:	2803-1250: Bates Revenue and 2832-1250: Bates Expense
	2803-2250: Fiske Revenue and 2832-2250: Fiske Expense
	2803-3250: Hardy Revenue and 2832-3250: Hardy Expense
	2803-6250: Schofield Revenue and 2832-6250: Schofield Expense
	2803-5356: Sprague Revenue and 2832-5356: Sprague Expense
	2803-7250: Upham Revenue and 2832-7250: Upham Expense

GUIDANCE REVOLVING FUND (Fund 0028)

Director/Program Coordinator:	Guidance Department Head and Director of Accounting and Business Services
Program Description:	The Guidance Revolving (formerly Transcript Revolving) account is used to collect exam fees for Scholastic Aptitude Test (SAT) and other voluntary exams. Exam fees are then paid to the appropriate exam vendor from this account, as are the salaries paid for proctors.
Fee Structure:	Varies
Fund Restrictions:	Funds can be used to compensate employees who proctor exams or to pay for staff, contracted services, equipment, and materials to operate the program.
Fund Balance Evaluation Rating:	E. Fund Balance Outside Guidance

Guidance	FY'19 Actual	FY'20 Actual	FY'21 Actual	FY'22 Proj.	FY'23 Proj.
Beg. Balance	$3,859	$6,818	$14,969	$20,201	$20,201
Revenue					
Participation Fees	$95,819	$100,495	$87,404	$100,000	$100,000
Other Revenue	$0	$0	$0	$0	$0
Expenditures					
Proctors	$8,944	$1,825	$10,765	$10,000	$10,000
Other Expenses	$83,915	$90,520	$71,407	$90,000	$90,000
Ending Balance	**$6,818**	**$14,969**	**$20,201**	**$20,201**	**$20,201**

Munis Fund Code:	0028
Munis Organization Code:	2803-1360: Revenue
	2835-3160: Expense

INTEGRATED PRE SCHOOL REVOLVING FUND (Fund 0028)

Director/Program Coordinator: Director of Early Childhood Education

Program Description: The Preschool at Wellesley Schools (PAWS) is an integrated program serving students with special needs as well as typically developing children. The program follows state regulation for the ratio of students.

Fee Structure: $8,640 for a 24-hour per week; various pro-rated schedules with corresponding pro-rated tuitions. By law, tuition is charged only to students for whom the district is not required to provide Individual Education Program (IEP) services.

Fund Restrictions: Funds can be used to compensate employees or pay for contracted services, equipment, and materials to operate the program.

Fund Balance Evaluation Rating: B. Fund Balance Over Target: Multi-Year Use May be Determined

Pre School	FY'19 Actual	FY'20 Actual.	FY'21 Actual	FY'22 Proj.	FY'23 Proj.
Beg. Balance	$159,227	$224,491	$304,199	$265,861	$485,730
Revenue					
Tuition Payments	$374,043	$393,948	$209,682	$486,973	$450,000
Expenditures					
Budget Offset	$304,240	$314,240	$184,550	$267,104	$450,000
Direct Expenses	$4,538	$0	$63,470	$0	$0
Ending Balance	**$224,491**	**$304,199**	**$265,861**	**$485,730**	**$485,730**
Deposits Collected in Advance (liability)	($13,500)	($18,300)	$11,400	($20,100)	($20,000)
Expendable Balance as of June 30th	$210,991	$285,899	$277,261	$465,630	$465,730

Munis Fund Code: 0028
Munis Organization Code: 2803-0337: Revenue
2832-0337: Expense

LOST BOOK REVOLVING FUND (Fund 0028)

Director/Program Coordinator:	Department Heads/Directors and Director of Accounting and Business Services
Program Description:	The Lost Books Revolving Fund is used to collect fees from students who lose school textbooks. These fees are collected by the teacher of the student who lost the textbooks. Funds can be used to purchase replacement materials.
Fee Structure:	The cost of the replacement book.
Fund Restrictions:	Funds can be used to pay for replacement texts/material.
Fund Balance Evaluation Rating:	D. Fund Balance Outside Guidelines

Middle School	FY'19 Actual	FY'20 Actual	FY'21 Actual	FY'22 Proj.	FY'23 Proj.
Beg. Balance	$306	$206	$246	$261	$261
Revenue					
Payment of Fees	$45	$40	$15	$50	$50
Expenditures					
Direct Expenses	$145	$0	$0	$50	$50
Ending Balance	**$206**	**$246**	**$261**	**$261**	**$261**

High School	FY'19 Actual	FY'20 Actual	FY'21 Actual	FY'22 Proj.	FY'23 Proj.
Beg. Balance	$8,060	$8,877	$9,157	$9,242	$9,242
Revenue					
English	$44	$0	$0	$0	$0
World Language	$5	$0	$0	$0	$0
Mathematics	$207	$0	$85	$0	$0
Science	$620	$280	$0	$0	$0
Social Studies	$0	$0	$0	$0	$0
Other Revenue	$0	$0	$0	$200	$200
Expenditures					
English	$59	$0	$0	$0	$0
World Language	$0	$0	$0	$0	$0
Mathematics	$0	$0	$0	$0	$0
Science	$0	$0	$0	$0	$0
Social Studies	$0	$0	$0	$0	$0
Other Direct Expenses	$0	$0	$0	$200	$200
Ending Balance	**$8,877**	**$9,157**	**$9,242**	**$9,242**	**$9,242**

Munis Fund Code:	0028
Munis Organization Code:	2802-1252: Middle School Revenue and 2832-2252: Middle School Expense 2803-1252: High School Revenue and 2832-3252: High School Expense

PERFORMING ARTS REVOLVING FUND (Fund 0028)

Director/Program Coordinator: K-12 Performing Arts Director

Program Description: The Performing Arts Department has a broad range of opportunities for students to participate in the creative arts. There are opportunities for music lessons, to participate in band and orchestra, and to perform in drama productions. Revenue collected through the performances at the Middle and High Schools are also deposited into this fund.

Fee Structure:
$487.50 Thirty (30) Minute Private Music Lessons
($65/hour; 15 Lessons)
$731.25 Forty-five (45) Minute Private Music Lessons
($65/hour; 15 Lessons)
$975 Sixty (60) Minute Private Music Lessons
($65/hour; 15 Lessons)
$25 Registration Fee
$75 Instrument Rental (school year)

Fund Restrictions: Funds can be used to compensate employees or pay for contracted services, equipment, and materials to operate the programs.

Fund Balance Evaluation Rating:
A. Fund Balance at Target (WMS Musical/Drama)
E. Fund Balance in a Deficit (WHS Musical/Drama)
B. Fund Balance Over Target: Multi-Year Use May be Determined (IVEP)

District Wide	FY'19 Actual	FY'20 Actual	FY'21 Actual	FY'22 Proj.	FY'22 Proj.
Beg. Balance	$41,194	$71,391	$55,347	$66,571	$42,061
Revenue					
Participation Fees	$1,779	$714	$100	$0	$0
WMS Drama/Musicals	$36,229	$11,727	$5	$50,000	$35,000
WHS Drama/Musicals	$70,663	$41,041	$100	$40,000	$50,000
Music Trip	$46,983	$28,182	$2,215	$25,000	$25,000
Music Extension After School	$788,801	$692,443	$563,290	$610,490	$630,000
Other Revenue	$0	$200	$0	$0	$0
Expenditure					
WMS Budget Offset	$4,000	$4,000	$0	$0	$0
WHS Budget Offsets	$13,000	$13,000	$0	$0	$0
WMS Drama/Musicals	$25,309	$6,761	$4,185	$35,000	$35,000
WHS Drama/Musicals	$132,171	$60,195	$7,308	$70,000	$70,000
Music Extension After School	$723,245	$680,129	$536,029	$620,000	$620,000
Other Expenses	$16,532	$26,265	$6,964	$25,000	$25,000
Ending Balance	**$71,391**	**$55,347**	**$66,571**	**$42,061**	**$32,061**

Due to COVID-19, all instrumental lessons performances were held virtually and open to all without charge. Although some stipend positions were not filled in school year 2020-2021, other stipends were necessary to continue to offer a performing arts program with virtual performances.

In FY'20, the K-12 Director of Performing Arts had recommended a multi-year approach to maintain high quality instructors and competitiveness with neighboring communities for the Instrumental and Vocal Extension

Program (IVEP). In December 2020, we revised the proposed recommendation that will impact fiscal years 2022 and 2023 as follows:

Fiscal Year	Action	Initial Year Est. Cost	Source of Funds
FY'21	Faculty Meeting Participation ($25/meeting per instructor)	Implemented	
	Registration Night ($30/per year per instructor)	Implemented	
FY'22	Increase instructor hourly rate by $3/hour to $59/hour	Implemented	
	Increase IVEP Rates per hour by $3/hour to $63/hour	Implemented	
FY'23	Increase instructor hourly rate per hour by $1/hour to $60/hour	$10,000	Fund Balance
	Increase IVEP Rates per hour by $2/hour to $65/hour	($19,560)	Participants

Rate Change Proposed (FY'23):
Currently, the hourly rate of lessons is $63/hour that results in $59/hour for the instructor and $4/hour for the district administration of the program. On a regular basis, we compare our rates with those of neighboring communities. Hiring high quality instructors requires us to maintain competitive salaries which are the driving force behind the hourly rate. With a review of neighboring communities and their rates, we believe a future rate increase is appropriate. Below is a table of current private lesson (60 minutes) rates:

Community	Rate: 60 Minute Private Lessons
Concord-Carlisle	$69.00
Lexington	$67.00
Lincoln	$59.50
Lincoln-Sudbury	$75.00
Needham	$55.62
Wayland	$72.00
Weston	$69.00
Wellesley	**$63.00**

The expenses in the drama/musical categories are directly related to the productions. Expenses include performance royalties, scripts, props, scenery materials, lighting, sound, and transportation. Transportation is related to the movement of scenery materials between buildings, primarily from the storage area at the Fiske basement to the Middle and High schools. Custodial expenses for practice and performances are charged to the account. Performances, whether drama, musical or choral, require adult support for a variety of positions from soloists; lighting set and costume design; and ticket sales. Stipends are paid to employees who assume these responsibilities. Below are the FY'22 and FY'23 stipend rates paid from the revolving fund[4]:

[4] Apart from the IVEP stipends listed under "Contract Stipend," these stipends are not included in the Wellesley Teachers' Association (Unit A) contract. The current 2019-2022 contract expires on June 30, 2022. Once a successor agreement is completed, the Unit A stipend rates will be updated.

High School Stipend Name	FY'22 Stipend	FY'23 Stipend
Drama Costume Coordinator	$1,000	$1,000
Drama Musical Pianist	$1,800	$1,800
Guest Choral Soloist (4 Positions)	$500 each	$500 each
Total High School Stipends	$4,800	$4,800

Middle School Stipend Name	FY'22 Stipend	FY'23 Stipend
Fall Costumer	$1,000	$1,000
Spring Costumer	$1,000	$1,000
Fall Set Stipend	$1,250	$1,250
Winter Set Stipend	$1,250	$1,250
Spring Set Stipend	$500	$500
Fall Ticket Stipend	$250	$250
Winter Ticket Stipend	$250	$250
Spring Ticket Stipend	$250	$250
Fall Choreographer	$1,000	$1,000
Winter Choreographer	$1,000	$1,000
Fall Musical Pianist	$300	$300
Winter Musical Pianist	$300	$300
Spring Musical Pianist	$500	$500
Fall Drummer	$300	$300
Winter Drummer	$300	$300
Fall Sound Designer	$400	$400
Winter Sound Designer	$400	$400
Spring Sound Designer	$200	$200
Fall Light Designer	$500	$500
Winter Light Designer	$500	$500
Spring Light Designer	$250	$250
Total Middle School Stipends	$11,700	$11,700

District Stipend Name	FY'22 Stipend	FY'23 Stipend
Front of House Manager	$5,000	$5,000
Total District Stipends	$5,000	$5,000

Contract Stipend Name	FY'22 Stipend	FY'23 Stipend
IVEP Demo Assemblies	$1,040	$1,040
IVEP Registration	$1,561	$1,561
Total Contract (Unit A) Stipends	$2,601	$2,601

Munis Fund Code: 0028
Munis Organization Code: 2803-9347: Revenue
2832-9347: Expense

RENTAL OF FACILITIES REVOLVING FUND (Fund 0028)

Director/Program Coordinator: Director of Accounting and Business Services

Program Description: The School Department allows the public to use the school facilities for events that include meetings, sporting events, and various ceremonies. The School Department charges a rental fee to the public groups and schedules events so that there is no disruption to school activities.

Fee Structure: Various rate schedules are available on the school website.

Fund Restrictions: Funds can be used to compensate employees scheduled to be on duty for a rental event, or to pay for maintenance, upkeep, or enhancements to the facility.

Fund Balance Evaluation Rating: B. Fund Balance Over Target: Multi-Year Use May be Determined

Facilities Rental	FY'19 Actual	FY'20 Actual	FY'21 Actual	FY'22 Proj.	FY'23 Proj.
Beg. Balance	$655,357	$601,829	$588,827	$527,751	$531,780
Revenue					
Building Rental Fees	$433,038	$327,678	$17,191	$350,000	$350,000
WHS Student Parking	$27,251	$12,995	$19,832	$35,000	$35,000
Expenditures					
Salary & Other Compensation					
Building Rental Secretary	$52,696	$56,733	$57,847	$57,112	$57,112
Budget Offset (WHS Parking)	$35,832	$9,750	$20,000	$35,000	$35,000
Budget Offset (Secretary)	$0	$0	$0	$0	$0
Custodial Overtime	$229,584	$167,096	$1,913	$238,859	$238,859
Other Expenses					
Building Improvements	$166,427	$114,819	$13,496	$50,000	$50,000
District Furniture Replacement	$0	$0	$0	$0	$25,000
Other Direct Expenses	$29,278	$5,277	$4,839	$0	$0
Ending Balance	**$601,829**	**$588,827**	**$527,751**	**$531,780**	**$510,809**

Full Time Equivalent (FTE)					
Secretary	1.00	1.00	1.00	1.00	1.00

With the high fund balance, and the recent reductions to the cash capital budget, the district will maintain a regular account from the Facility Revolving Account to replace furniture and equipment whose life cycle has been reduced due to increased wear and tear from the use of the facilities. The Building Rental Secretary salary is paid directly from the fund, as is the license fee for the rental permit and billing software (shared cost with the Town's Facilities Management Department or FMD).

Although there are no defined needs at the time the budget was developed, the Building Rental Revolving Account is used for replacement of Furniture, Fixtures, and Equipment (FF&E) and Information Technology when Cash Capital funds are exhausted and waiting for the next budget cycle is not practical or advisable.

Munis Fund Code: 0028
Munis Organization Code: 2803-9270: Revenue
2834-3970: Expense

SPECIAL EDUCATION SERVICES REVOLVING FUND (Fund 0028)

Director/Program Coordinator:	Director of Student Services
Program Description:	The Special Education Tuition revolving fund was established to accept tuitions paid by other public-school districts that send a student or students to the Wellesley Public Schools for a program that WPS offers, has space, and fits the need of the tuition-in student.
Fee Structure:	Established annually by vote of the School Committee.
Fund Restrictions:	Funds can be used to compensate employees or pay for contracted services, equipment, and materials to operate the program.
Fund Balance Evaluation Rating:	B. Fund Balance Over Target: Multi-Year Use May be Determined

Special Education	FY'19 Actual	FY'20 Actual	FY'21 Actual	FY'22 Proj.	FY'23 Proj.
Beg. Balance	$139,767	$129,033	$142,123	$199,511	$157,290
Revenue					
Tuition	$126,322	$78,541	$207,388	$53,749	$61,842
Expenditures					
Budget Offset	$135,000	$65,451	$150,000	$95,970	$95,970
Direct Expenses	$2,056	$0	$0	$0	$0
Ending Balance	**$129,033**	**$142,123**	**$199,511**	**$157,290**	**$123,162**

Enrollment in Wellesley's specialized programs varies year-to-year. Enrollment of students by other school districts is dependent on space; student needs matching the programs services; the willingness of the district to pay the tuition fees; etc.

The voted tuition rates for FY'23 are:

Extended School Year (ESY) Program:	$2,375
Elementary Skills Program:	$59,467 (Annual)
Elementary Therapeutic Learning (TLC) Program:	$52,785 (Annual)
Elementary ISS Program:	$40,574 (Annual)
Elementary Language Based Program:	$53,713 (Annual)
High School Cornerstones Program:	$18,503 (Annual)
High School Gateway Program:	$15,970 (Annual)
1:1 Teaching Assistant:	$35,049 (+ Actual Health Benefits)
1:1 Paraprofessional:	$41,617 (+ Actual Health Benefits)

On an annual basis, the Business Office and Student Services will identify the salary and expenses related to each program and determine the actual program cost. The program costs of school year 2021-2022 will be the basis of the tuition rates for school year 2022-2023.

Munis Fund Code:	0028
Munis Organization Code:	2803-9337: Revenue
	2832-9337: Expense

STUDENT ACTIVITY FEE REVOLVING FUND (Fund 0028)

Director/Program Coordinator:	Middle School and High School Principals
Program Description:	The Student Activity Fund is used to collect fees from students who participate in after-school activities. Payment of the fees provides unlimited access to clubs.
Fee Structure:	The FY'23 Voted Budget eliminated this fee.
Fund Restrictions:	Funds can be used to compensate employees or pay for contracted services, equipment, and materials to operate the clubs/program.
Fund Balance Evaluation Rating:	A. Fund Balance at Target (Middle School) C. Fund Balance Under Target: Draw Downs May be Placed on Hold/Reduced (High School)

Middle School	FY'19 Actual	FY'20 Actual	FY'21 Actual	FY'22 Proj.	FY'23 Proj.
Beg. Balance	($3,656)	$3,739	$10,849	$8,951	$4,726
Revenue					
Participation Fees	$25,895	$34,350	$7,852	$15,275	$0
Expenditures					
Budget Offset	$18,500	$27,240	$9,750	$19,500	$0
Direct Expenses	$0	$0	$0	$0	$0
Ending Balance	**$3,739**	**$10,849**	**$8,951**	**$4,726**	**$4,726**

High School	FY'19 Actual	FY'20 Actual	FY'21 Actual	FY'22 Proj.	FY'23 Proj.
Beg. Balance	$96,436	$75,226	$63,472	$68,877	$77,802
Revenue					
Participation Fees	$38,810	$26,540	$29,551	$28,800	$0
Expenditures					
Budget Offset	$60,020	$38,294	$24,146	$19,875	$0
Direct Expenses	$0	$0	$0	$0	$0
Ending Balance	**$75,226**	**$63,472**	**$68,877**	**$77,802**	**$77,802**

In fiscal year 2023, the voted budget eliminated all student activity fees. The elimination of student activity fees allows for full student participation without regard to the ability to pay. Eliminating fees will remove barriers to participation.

Munis Fund Code:	0028
Munis Organization Code:	2803-2375: WMS Revenue and 2833-2375: WMS Expense 2803-1000: WHS Revenue and 2835-3100: WHS Expense

TRANSPORTATION REVOLVING FUND (Fund 0028)

Director/Program Coordinator:	Director of Transportation
Program Description:	State regulations mandate that the district transport students in grades K-6 who live more than 2.0 miles from the school they attend. The district may provide transportation to students in grades K-6 who live less than 2.0 miles from the school, or those who are enrolled in grades 7-12, but is not under legal mandate to do so. The district may charge for this optional transportation service.
Fee Structure:	The FY'23 Voted Budget reduced the fee from $521 to $500 for one rider with a reduction in the family cap from $1,142 to $1,000.
Fund Restrictions:	Funds can be used to compensate transportation staff/drivers, contracted providers, and any other equipment, and materials in the operation of the program.
Fund Balance Evaluation Rating:	B. Fund Balance Over Target: Multi-Year Use May be Determined

Transportation	FY'19 Actual	FY'20 Actual	FY'21 Actual	FY'22 Proj.	FY'23 Proj.
Beg. Balance	$589,170	$594,555	$615,579	$547,484	$534,526
Revenue					
Participation Fees	$522,402	$431,011	$31,906	$403,842	$405,000
Expenditures					
Budget Offset	$516,995	$409,988	$100,000	$416,800	$425,000
Direct Expenses	$22	$0	$0	$0	$0
Ending Balance	**$594,555**	**$615,579**	**$547,484**	**$534,526**	**$514,526**
Deposits Collected in Advance (liability)	($464,716)	($423,415)	($367,793)	($375,000)	($375,000)
Expendable Balance as of June 30th	$129,839	$192,164	$179,691	$159,526	$139,526

The table below reflects the number of riders (paid, fee waivers, and mandated) and the number of bus routes schedule for the school year (in-town routes for all levels).

School Year	SY'2017-2018	SY'2018-2019	SY'2019-2020	SY'2020-2021	SY'2021-2022
Riders / Buses	1,237 / 13	1,226 / 15	543 / 15	596 / 15	1,046 / 14.5

In fiscal year 2023, the voted budget reduced the transportation fees by $21. The reduction of transportation fees allows for greater student participation without regard to the ability to pay. Reducing fees will remove barriers to participation.

Note: The Beginning Balance for each year includes funds collected in the prior school year (February through June) for bus registrations for the upcoming September school year. Deposits paid in advance are liabilities as the corresponding expense (bus cost) is not booked until the succeeding year. These funds are not expendable as of 6/30/20 and must be held in reserve; they must be used for the transportation costs that they were

charged to cover. The fees collected do not cover the district's full cost of discretionary bussing and the balance is charged in the following year to the operating budget.

Munis Fund Code:	0028
Munis Organization Code:	2803-9380: Revenue
	2834-3980: Expense

VISUAL ART REVOLVING FUND (Fund 0028)

Director/Program Coordinator: K-12 Visual Art Director

Program Description: The Visual Art Department has a range of courses in the visual arts at both the Middle School and High School in which students can enroll. Programs include ceramics, jewelry, digital art, drawing/painting, photography, and animation.

Fee Structure: The FY'23 Voted Budget eliminated this fee.

Fund Restrictions: Funds derived from the fees are used to pay for equipment and materials that students use in the program.

Fund Balance Evaluation Rating: B. Fund Balance Over Target: Multi-Year Use May be Determined (Middle School)
A. Fund Balance at Target (High School)

Middle School	FY'19 Actual	FY'20 Actual	FY'21 Actual	FY'22 Proj.	FY'23 Proj.
Beg. Balance	$1,250	$8,490	$18,699	$21,975	$26,995
Revenue					
Participation Fees	$27,240	$20,259	$23,276	$20,020	$0
Other Revenue	$0	$0	$0	$0	$0
Expenditure					
Budget Offset	$20,000	$10,050	$20,000	$15,000	$0
Direct Expenses	$0	$0	$0	$0	$0
Ending Balance	**$8,490**	**$18,699**	**$21,975**	**$26,995**	**$26,995**

High School	FY'19 Actual	FY'20 Actual	FY'21 Actual	FY'22 Proj.	FY'23 Proj.
Beg. Balance	$5,370	$5,180	$5,695	$10,743	$21,618
Revenue					
Participation Fees	$42,810	$34,688	$40,048	$37,125	$0
Other Revenue	$0	$0	$0	$0	$0
Expenditure					
Budget Offset	$43,000	$34,173	$35,000	$26,250	$0
Direct Expenses	$0	$0	$0	$0	$0
Ending Balance	**$5,180**	**$5,695**	**$10,743**	**$21,618**	**$21,618**

In fiscal year 2023, the voted budget eliminated all visual art fees. The elimination of visual art fees allows for full student participation without regard to the ability to pay. Eliminating fees will remove barriers to participation.

Munis Fund Code: 0028
Munis Organization Code: 2803-3258: Middle School – Revenue and 2833-3258: Middle School - Expense
2803-3259: High School – Revenue and 2833-3259: High School - Expense

SPECIAL EDUCATION RESERVE / STABILIZATION FUND (Fund 0083)

Director/Program Coordinator: Assistant Superintendent for Finance and Operations

Program Description: The law enables municipal districts to establish a reserve fund that can be used in future years for unanticipated or unbudgeted costs of special education, out of district tuition or transportation.

Fee Structure: No fees associated with this program

Fund Restrictions: Funds may only be distributed or expended from the reserve fund after a majority vote of the School Committee and a majority vote of the Board of Selectmen. The balance in the reserve fund cannot exceed two percent of the annual net school spending of the school district.

Fund Balance Evaluation Rating: D. Fund Balance Outside Guidelines

Stabilization Fund	FY'19 Actual	FY'20 Actual	FY'21 Actual	FY'22 Proj.	FY'23 Proj.
Beg. Balance	$106,133	$760,774	$789,808	$1,427,061	$1,506,561
Revenue					
Town Contributions	$500,000	$0	$500,000	$0	$0
School Based Medicaid Receipts	$160,000	$0	$112,490	$57,000	$40,000
Interest Earned	$2,978	$33,421	$27,387	$25,000	$25,000
Expenditures					
Other Expenses	$0	$0	$0	$0	$0
School Based Medicaid Expenses	$8,337	$4,388	$2,624	$2,500	$2,500
Ending Balance	**$760,774**	**$789,808**	**$1,427,061**	**$1,506,561**	**$1,569,061**

When the fund was created, Wellesley was in the application process for a Medicaid provider authorization number which has since been granted. Since then, Wellesley has sought federal Medicaid reimbursement for eligible services with the revenue being deposited into this fund through a vote of Town Meeting. Changes to the Medicaid reimbursement program over the past three years have resulted in fewer eligible claims for the district. Our claim history has been:

Fiscal Year 2017	44 Claims	Fiscal Year 2018	30 Claims	Fiscal Year 2019	5 Claims
Fiscal Year 2020	1 Claim	Fiscal Year 2021	1 Claim		

State Authorization: Section 24 of Chapter 218 of the Acts of 2016
Local Authorization: 2017 Annual Town Meeting (Article 10)
Munis Fund Code: 0083
Munis Organization Code: 8398-2203
Maximum Fund Balance: FY'22 Maximum $1,983,257
(2% of Wellesley's Actual FY'21 Anticipated Net School Spending)

NATIONAL SCHOOL LUNCH PROGRAM (NSLP) (Fund 0022)

Director/Program Coordinator: Director of Accounting and Business Services

Program Description: The U.S. Department of Agriculture (USDA), through its Food and Nutrition Service administers the program at the Federal level. At the State level, the NSLP is administered by the MA DESE, which operate the program through agreements with local school districts. School districts that choose to take part in the lunch program receive cash reimbursement and donated commodity assistance from USDA for each meal they serve. In return, they must serve lunches that meet Federal nutrition requirements, and they must offer free and reduced-price lunches to eligible children.

Fee Structure: Planned SY'22-23 School Lunch Prices:

Elementary Schools	$3.25/meal
Middle School	$3.65/meal
High School	$3.65/meal
Milk	$0.75

In SY'20-21 and SY'21-22, the district participated in the Seamless Summer Option (SSO). Meals are provided to all students free of charge regardless of a family's financial means. Second meals, drinks and a la carte items are the financial responsibility of families. Meal charges will be reinstated in SY'22-23.

Fund Restrictions: Interest earned is maintained in the fund and not turned over to the Town's General Fund. The MA DESE recommends maintaining a fund balance enough to operate the NSLP for three months

Food Services	FY'19 Actual	FY'20 Actual	FY'21 Actual	FY'22 Proj.	FY'23 Proj.
Beg. Balance	$492,014	$679,300	$636,415	$311,015	$318,680
Revenue					
State & Fed. Reimbursements	$258,020	$142,384	$429,832	$1,120,818	$265,000
CvRF Grant Offset	$0	$0	$6,169	$0	$0
Local Receipts	$1,503,182	$1,075,776	$49,102	$382,659	$1,350,000
Catering/Vending	$21,251	$17,958	$315	$10,000	$15,000
Expenditures					
Expenses	$1,595,166	$1,279,003	$810,818	$1,505,812	$1,550,000
Fund Balance Adjustment	$0	$0	$0	$0	$0
Ending Balance	**$679,300**	**$636,415**	**$311,015**	**$318,680**	**$398,680**

Whitson's Culinary Groups will serve as Wellesley Food Service Management Company (FSMC) through school year 2024-2025, subject to an annual renewal.

During the pandemic, Wellesley opted into the Seamless Summer Option (SSO) allowing the district to serve free meals to all students, regardless of socio-economic needs. In addition, SSO allows flexible meal delivery options that serve students in a remote learning setting. With all students receiving free meals this school year, families were not required to submit a National School Lunch Program (NSLP) application.

The School Lunch program is an eligible cost center for use of pandemic related grant funds including, but not limited to CARES Act (Town), Coronavirus Relief Fund (CvRF) School Reopening Grant, and Elementary and Secondary Education Emergency Relief (ESSER) Funds. We will continue to work with Whitson's Culinary Group to monitor expenses and maximize revenue opportunities.

State Authorization:	M.G.L. Chapter 548 of the Acts of 1948, as amended by Chapter 650 § 1969
Munis Fund Code:	0022
Munis Organization Code:	2203-xxxx: Revenue
	2231-xxxx: Expense

Special Revenue
Cash Capital

WELLESLEY PUBLIC SCHOOLS
Learning • Caring • Innovating

Cash Capital

Each year the School District submits a "cash capital" budget request to the Town. This request consists of two components – Furniture, Fixtures and Equipment (FF&E) and Information Technology. The budget requests are vetted through the School Committee to determine the priorities for funding within the Town's fiscal parameters. The cash capital budget does not incorporate the major investments in facility renovations or construction that are typically reserved for a debt exclusion method of funding. The cash capital requests for the facility work in the schools is presented separately by the Facilities Management Department (FMD). The FMD Director meets with each school principal to develop the needs and then formulates a plan, which is then reviewed with the Superintendent and Assistant Superintendent for Finance and Operations.

The cash capital requests for FF&E and Information Technology are included in this section. In fiscal year 2022, the cash capital budget included the district copier leases and technology. In the FY'22 Adjusted Budget, the copier leases were moved into the operating budget. This was a long-standing goal of the district. This movement allowed the district to address the failed Middle School Auditorium projector replacement.

On an annual basis, the district creates a plan to address current needs for inclusion in the cash capital budget. With the technology needs that were brought forward this year, and limited cash capital funds, we have moved the requested FF&E items to the Pre-School, Building Rental Revolving fund or to future years. Items moved into the future years are detailed in this section and planned for inclusion in the fiscal year 2024 budget and beyond. The district maintains a five-year outlook that is updated annually

As the table below reflects, the school cash capital amount has varied annually based on building-based needs.

Furniture/Fixture/Equipment	FY'19 Budget	FY'20 Budget	FY'21 Budget	FY'22 Budget	FY'23 Voted	FY'23 Variance
583010: Furniture	$ 3,865	$ 5,000	$ -	$ -	$ -	$ -
583090: Other Equipment	$ 79,375	$ 99,200	$ 51,660	$ 52,693	$ -	$ (52,693)
583110: Furniture Replacement	$ 16,759	$ 100,818	$ -	$ -	$ -	$ -
FF&E Cash Capital Sub-Total:	**$ 99,999**	**$ 205,018**	**$ 51,660**	**$ 52,693**	**$ -**	**$ (52,693)**

Technology	FY'19 Budget	FY'20 Budget	FY'21 Budget	FY'22 Budget	FY'23 Voted	FY'23 Variance
583030: Technology Equipment	$ 102,822	$ 52,200	$ 57,200	$ 23,000	$ 37,500	$ 14,500
583130: Technology Equipment Replacement	$ 737,308	$ 836,310	$ 712,331	$ 733,546	$ 953,905	$ 220,359
583190: Other Equipment Replacement	$ 7,500	$ 7,500	$ 7,500	$ 7,500	$ 7,500	$ -
Technology Cash Capital Sub-Total:	**$ 847,630**	**$ 896,010**	**$ 777,031**	**$ 764,046**	**$ 998,905**	**$ 234,859**
Total FF&E/Technology Cash Capital:	**$ 947,629**	**$ 1,101,028**	**$ 828,691**	**$ 816,739**	**$ 998,905**	**$ 182,166**
Integrated Pre-School Revolving Fund	$ -	$ 11,723	$ -	$ -	$ 1,793	$ 1,793
Building Rental Revolving Fund	$ -	$ 36,744	$ 3,999	$ -	$ 25,000	$ 25,000
Revolving Fund Sub-Total:	**$ -**	**$ 48,467**	**$ 3,999**	**$ -**	**$ 26,793**	**$ 26,793**
FY'23 Total FF&E/Technology:	**$ 947,629**	**$ 1,149,495**	**$ 832,690**	**$ 816,739**	**$ 1,025,698**	**$ 208,959**

The other equipment category (object code 583090) includes non-furniture costs including, but not limited to, nursing office needs (automated external defibrillator or AED units, vision screening devices, refrigerators, etc.);

audio-visual needs (sound systems for general use spaces); performing arts (musical instruments, lights, risers); physical education and athletics (basketball hoops, golf carts, vehicles); environmentally-friendly enhancements (water bottle filling stations); and fitness center equipment replacement needs. The furniture and furniture replacement (object codes 583010 and 583110) categories carry rugs; classroom, office, and cafeteria furniture; and replacement shades for classroom windows.

FF&E is not distributed evenly, rather it is based on the prioritization of needs that have been identified by each building principal. When there is an associated cost related to installation (plumbing or electrical), a quote is sought from the Facilities Management Department and included in the overall cost projection in the budget request.

The table below contains the same information presented by location:

Cash Capital by Location	FY'19 Budget	FY'20 Budget	FY'21 Budget	FY'22 Budget	FY'23 Voted	FY'23 Variance
Preschool at Wellesley Schools (PAWS)	$ 1,320	$ -	$ -	$ -	$ -	$ -
Bates Elementary	$ 1,000	$ 23,694	$ -	$ -	$ -	$ -
Fiske Elementary	$ 2,265	$ 3,500	$ -	$ -	$ -	$ -
Hardy Elementary	$ 3,780	$ 7,124	$ -	$ -	$ -	$ -
Hunnewell Elementary	$ -	$ -	$ -	$ -	$ -	$ -
Sprague Elementary	$ -	$ -	$ -	$ -	$ -	$ -
Schofield Elementary	$ 10,000	$ 60,000	$ -	$ -	$ -	$ -
Upham Elementary	$ 850	$ 18,000	$ -	$ -	$ -	$ -
Wellesley Middle School	$ 4,500	$ 18,000	$ -	$ -	$ -	$ -
Wellesley High School	$ 7,484	$ 11,800	$ -	$ -	$ -	$ -
District Wide	$ 68,800	$ 62,900	$ 51,660	$ 52,693	$ -	$ (52,693)
FF&E Sub-Total:	**$ 99,999**	**$ 205,018**	**$ 51,660**	**$ 52,693**	**$ -**	**$ (52,693)**
Technology	$ 847,630	$ 896,010	$ 777,031	$ 764,046	$ 998,905	$ 234,859
Technology Sub-Total:	**$ 847,630**	**$ 896,010**	**$ 777,031**	**$ 764,046**	**$ 998,905**	**$ 234,859**
Total Cash Capital:	**$ 947,629**	**$ 1,101,028**	**$ 828,691**	**$ 816,739**	**$ 998,905**	**$ 182,166**

Furniture/Fixtures and Equipment *$0 / $26,793*

This category incorporates investments in the general operational items for programs that have a limited life cycle but are not "consumables" requiring annual replacement. With limited cash capital funds, we propose covering the cost of the proposed items out of Revolving Funds. We propose to use the Pre-School Revolving Fund to purchase two (2) picnic tables for outdoor use. In addition, we propose using the Building Rental Revolving Fund for the following:

- Fiske Elementary School: Window Shade Replacement (2 Year Project)
- Wellesley High School Auditorium Speaker Replacement
- Wellesley High School Fitness Center Equipment Replacement
- School Van Camera Replacements

Technology Capital *$998,905*

The WPS Technology Director, and her team develop and manage a five-year capital plan for funding technology investments called out in the district's Instructional Technology Plan. The goal of the plan is to forecast expenditures and stabilize expenses in future spending years as we replace the technology when it reaches end of life. The Instructional Technology Plan, Wellesley Tech Plan 2020, was developed by a committee of stakeholders including technology staff, teachers, parents, and community members who work in technology fields. A new technology plan is scheduled to be developed after the renewal of the WPS strategic plan.

The global pandemic continues to have an impact on capital technology. During the pandemic the district moved to a 1:1 device model for preschool through grade 2 and supplied all Teacher Assistants with a device to help the classroom teacher. We had a 1:1 device model in grades 3-5 already. The district utilized capital funds and COVID related grant funds to purchase the devices in the summer of 2020. This shift caused delays in other areas of the technology capital budget such as printers, network infrastructure, projectors, soundfield systems, and security servers that we have included in the FY'23 capital budget. Additionally, we extended our life cycle for iPads to 6 years in some grade levels as Apple has continued to support the IOS for the 6-year period. This will need to be revisited each year.

During the pandemic, teachers with the help of Teacher Assistants made great strides in their technology integration, using the software to teach students both remotely and in person. With the constant threat of the pandemic continuing and the discoveries found with the use of the new technology, educators have been encouraged to continue to use these tools routinely with their students as an enhancement to face to face instruction.

Students in grades K-5 are using iPads in their classroom in a highly supervised mode, learning technology norms through their homeroom teachers. These devices are district owned and financed. Middle school students are using iPads and rotating from class to class and taking them home for homework assignments. All devices are in supervised mode and an Internet filter is placed on the device, so they are filtered even off our network. Students in the Middle School who want to own their device may purchase a new device through the schools and receive a discount with accidental damage warranty. Students in the Middle and High School may also bring in their own compatible device from home. Students who need assistance obtaining a device have the option to use a school issued device throughout the year. Additionally, mobile hotspots and district-sponsored Internet service is available to assist families in need with internet access issues.

Our classroom ecosystem includes the teacher and student devices along with audio/visual components to enrich the classroom experience and expand the nature of content that can be used in learning. In addition, the audio/visual components such as Smartboards/Interactive projectors and soundfield systems, make learning more dynamic allowing different forms of presenting information to support a wide variety of learning styles. Behind the classroom ecosystem is the infrastructure to support our environment including network switches, wireless access points, servers, routers, and other such components located in our data closets. The Hunnewell School building project budget includes replacing the infrastructure and interactive presentation systems in the new school building while the iPads and laptops will continue to fall within the technology capital budget.

The technology operational services include the implementation and maintenance of security systems such as public address systems, 2-way radios, video cameras, card readers and electronic door modules.

Wellesley Public Schools in collaboration with the Wellesley Municipal Light Plant (WMLP) has been upgrading the fiber network connecting the schools to each other and to the Internet. The technology team meets monthly

with WMLP to identify ways to align the projects of the WMLP to the school's needs. The five-year plan for the fiber network was developed with the goal of 10 gigabyte (Gb) connections from each school to the data center at the Middle School and the data center at the High School for redundancy. This network is used for phones, data, security systems, and building maintenance systems so the performance and redundancy are both critical. The fiber plan is aligned to future school building projects.

Wellesley Public Schools participates in the Schools and Libraries Program of the Universal Service Fund, commonly referred to as "E-rate". According to the U.S. Department of Education, "The Universal Service Administrative Company (USAC) is an independent, not-for-profit corporation created in 1997 to collect universal service contributions from telecommunications carriers and administer universal support mechanisms (programs) designed to help communities across the country secure access to affordable telecommunications services. USAC carries out its functions as the administrator of the federal universal service programs and Universal Service Fund (USF) under the oversight of the Federal Communications Commission (FCC)."[1]

The E-rate programs provides discounts on two types of technology expenses:

Category 1
Wellesley Public Schools continues to take advantage of E-rate Category 1 funds receiving a 40% match on connection to the internet for students and Wide Area Network (WAN) connections.

Category 2
Wellesley Public Schools had fully expended Category 2 funds in FY'20; the program provided Wellesley Public Schools with a 40% match on internal connections and infrastructure for student use. The future of the program for Category 2 funding has not been decided now and we are awaiting the USAC plan for future planning.

We are continually working to smooth out the cost of capital technology over time and looking for new advances to help with the costs.

Five-Year Cash Capital Plan:

To assist with planning for future budget needs, the district has developed a five-year cash capital plan. The plan considers furniture replacement needs in each school, athletic and fitness center replacement needs, technology, and security. Below is a summary of the FY'23 request and anticipated needs for FY'24 – FY'27:

Org	Obj	Description	FY'23 Planned	FY'24 Planned	FY'25 Planned	FY'26 Planned	FY'27 Planned
134-31-X06	583090	Other Equipment	$ -	$ 74,792	$ 81,292	$ 20,000	$ 20,000
134-31-X06	583110	Furniture Replacement	$ -	$ 16,058	$ 20,000	$ 20,000	$ 20,000
		Furniture, Fixtures & Equipment Total:	**$ -**	**$ 90,850**	**$ 101,292**	**$ 40,000**	**$ 40,000**
134-33-901	583030	Technology Equip.	$ 37,500	$ 82,400	$ 82,400	$ 57,200	$ 57,200
134-33-901	583130	Technology Equip. Repl.	$ 953,905	$ 1,192,333	$ 1,056,290	$ 958,440	$ 872,840
134-33-901	583190	Other Equip. Repl.	$ 7,500	$ 7,500	$ 7,500	$ 7,500	$ 7,500
		Technology:	**$ 998,905**	**$ 1,282,233**	**$ 1,146,190**	**$ 1,023,140**	**$ 937,540**
		Wellesley Public Schools Five-Year Capital Plan:	**$ 998,905**	**$ 1,373,083**	**$ 1,247,482**	**$ 1,063,140**	**$ 977,540**

The following pages provide detail expenditure data and planned expenses for the Cash Capital accounts and related Revolving Fund accounts that will cover cash capital needs in FY'23.

WELLESLEY PUBLIC SCHOOLS

Cash Capital:

Org	Obj	Description	FY'20 Budget	FY'21 Budget	FY'22 Budget	FY'23 Voted Budget	$ Change	% Change	Notes
134-31-006	583010	Furniture	$ -	$ -	$ -	$ -	$ -		
134-31-006	583110	Furniture Replacement	$ -	$ -	$ -	$ -	$ -		
		Pre-School at Wellesley Schools	**$ -**	**$ -**	**$ -**	**$ -**	**$ -**		
134-31-106	583010	Furniture	$ -	$ -	$ -	$ -	$ -		
134-31-106	583090	Other Equipment	$ 14,000	$ -	$ -	$ -	$ -		
134-31-106	583110	Furniture Replacement	$ 5,676	$ -	$ -	$ -	$ -		
134-31-106	583110	Furniture Replacement	$ 4,018	$ -	$ -	$ -	$ -		
		Bates Elementary School	**$ 23,694**	**$ -**	**$ -**	**$ -**	**$ -**		
134-31-206	583010	Furniture	$ -	$ -	$ -	$ -	$ -		
134-31-206	583090	Other Equipment	$ 3,500	$ -	$ -	$ -	$ -		
134-31-206	583110	Furniture Replacement	$ -	$ -	$ -	$ -	$ -		
		Fiske Elementary School	**$ 3,500**	**$ -**	**$ -**	**$ -**	**$ -**		
134-31-306	583010	Furniture	$ -	$ -	$ -	$ -	$ -		
134-31-306	583090	Other Equipment	$ -	$ -	$ -	$ -	$ -		
134-31-306	583110	Furniture Replacement	$ 7,124	$ -	$ -	$ -	$ -		
		Hardy Elementary School	**$ 7,124**	**$ -**	**$ -**	**$ -**	**$ -**		
134-31-406	583010	Furniture	$ -	$ -	$ -	$ -	$ -		
134-31-406	583090	Other Equipment	$ -	$ -	$ -	$ -	$ -		
134-31-406	583110	Furniture Replacement	$ -	$ -	$ -	$ -	$ -		
		Hunnewell Elementary School	**$ -**	**$ -**	**$ -**	**$ -**	**$ -**		
134-31-506	583010	Furniture	$ -	$ -	$ -	$ -	$ -		
134-31-506	583090	Other Equipment	$ -	$ -	$ -	$ -	$ -		
134-31-506	583110	Furniture Replacement	$ -	$ -	$ -	$ -	$ -		
		Sprague Elementary School	**$ -**	**$ -**	**$ -**	**$ -**	**$ -**		
134-31-606	583010	Furniture	$ -	$ -	$ -	$ -	$ -		
134-31-606	583090	Other Equipment	$ -	$ -	$ -	$ -	$ -		
134-31-606	583110	Furniture Replacement	$ 60,000	$ -	$ -	$ -	$ -		
		Schofield Elementary School	**$ 60,000**	**$ -**	**$ -**	**$ -**	**$ -**		
134-31-706	583010	Furniture	$ -	$ -	$ -	$ -	$ -		
134-31-706	583090	Other Equipment	$ -	$ -	$ -	$ -	$ -		
134-31-706	583110	Furniture Replacement	$ 18,000	$ -	$ -	$ -	$ -		
		Upham Elementary School	**$ 18,000**	**$ -**	**$ -**	**$ -**	**$ -**		

Org	Obj	Description	FY'20 Budget	FY'21 Budget	FY'22 Budget	FY'23 Voted Budget	$ Change	% Change	Notes
134-32-106	583010	Furniture	$ 5,000	$ -	$ -	$ -	$ -		
134-32-106	583090	Office/Other Equipment	$ 7,000	$ -	$ -	$ -	$ -		
134-32-106	583090	Office/Other Equipment	$ -	$ -	$ -	$ -	$ -		
134-32-106	583110	Furniture Replacement	$ 6,000	$ -	$ -	$ -	$ -		
		Wellesley Middle School	**$ 18,000**	**$ -**	**$ -**	**$ -**	**$ -**		
134-33-106	583010	Furniture	$ -	$ -	$ -	$ -	$ -		
134-33-106	583090	Other Equipment	$ 11,800	$ -	$ -	$ -	$ -		
134-33-106	583110	Furniture Replacement	$ -	$ -	$ -	$ -	$ -		
		Wellesley High School	**$ 11,800**	**$ -**	**$ -**	**$ -**	**$ -**		
134-33-901	583030	Technology Equipment	$ 18,000	$ 18,000	$ 18,000	$ 18,000	$ -		New-01: Computers for 15 New Staff Members
134-33-901	583030	Technology Equipment	$ 5,000	$ 5,000	$ 5,000	$ 5,000	$ -		New-02: 1:1 BYOL @ Wellesley High School
134-33-901	583030	Technology Equipment	$ 25,200	$ 25,200	$ -	$ -	$ -		New-03: Soundfield Systems for Schools
134-33-901	583030	Technology Equipment	$ 4,000	$ -	$ -	$ -	$ -		New-06: Document Cameras @ PAWS (5)
134-33-901	583030	Technology Equipment	$ -	$ 9,000	$ -	$ 9,000	$ 9,000	100.00%	New-07: Assistive Technology
134-33-901	583030	Technology Equipment	$ -	$ -	$ -	$ 4,000	$ 4,000	100.00%	New-08: Makerspace PCs (3)
134-33-901	583030	Technology Equipment	$ -	$ -	$ -	$ 1,500	$ 1,500	100.00%	New-09: Makerspace iPads (3)
134-33-901	583130	Technology Equipment Replacement	$ 19,000	$ 25,250	$ 26,500	$ -	$ (26,500)	#DIV/0!	Rep-01: Desktop Replacements (21 Macs)
134-33-901	583130	Technology Equipment Replacement	$ 66,000	$ 117,481	$ 221,400	$ 278,100	$ 56,700	20.39%	Rep-02: Laptop Replacements (182 Macs, 2 PCs)
134-33-901	583130	Technology Equipment Replacement	$ 108,360	$ 171,850	$ 29,000	$ 81,480	$ 52,480	64.41%	Rep-03: Device Replacement (50 iPads, 20 Chromebooks)
134-33-901	583130	Technology Equipment Replacement	$ -	$ 58,800	$ 104,815	$ 133,560	$ 28,745	21.52%	Rep-04: 1:1 Replacements (317 iPads)
134-33-901	583130	Technology Equipment Replacement	$ 17,330	$ 17,930	$ 272	$ 35,860	$ 35,588	99.24%	Rep-05: Printer Replacement (15 B&W, 2 Color)
134-33-901	583130	Technology Equipment Replacement	$ 186,000	$ 40,000	$ 40,000	$ 120,000	$ 80,000	66.67%	Rep-06: Network Infrastructure Replacement
134-33-901	583130	Technology Equipment Replacement	$ 175,000	$ -	$ 150,000	$ -	$ (150,000)	#DIV/0!	Rep-07: Server Replacement
134-33-901	583130	Technology Equipment Replacement	$ 9,000	$ 2,000	$ 3,000	$ 6,000	$ 3,000	50.00%	Rep-08: UPS/Battery Replacements
134-33-901	583130	Technology Equipment Replacement	$ 120,000	$ 60,000	$ 10,000	$ 110,000	$ 100,000	90.91%	Rep-09: Projector Replacements (8)
134-33-901	583130	Technology Equipment Replacement	$ 2,580	$ 2,580	$ 2,271	$ 2,580	$ 309	11.98%	Rep-10: Digital Video Cameras (2-3/Year)
134-33-901	583130	Technology Equipment Replacement	$ 16,000	$ 16,000	$ -	$ 12,000	$ 12,000	100.00%	Rep-11: Document Cameras (20/Year)
134-33-901	583130	Technology Equipment Replacement	$ 47,000	$ 47,000	$ 47,000	$ 28,325	$ (18,675)	-65.93%	Rep-12: WHS Projector Replacement
134-33-901	583130	Technology Equipment Replacement	$ 31,440	$ 31,440	$ 6,288	$ -	$ (6,288)	#DIV/0!	Rep-13: Sound Field System (WMS; 15/Year)
134-33-901	583130	Technology Equipment Replacement	$ 5,000	$ 5,000	$ 5,000	$ 40,000	$ 35,000	87.50%	Rep-15: Smart Boards (2)
134-33-901	583130	Technology Equipment Replacement	$ 11,600	$ -	$ -	$ 12,000	$ 12,000	100.00%	Rep-16: Assistive Tech. Replacements
134-33-901	583130	Technology Equipment Replacement	$ -	$ 32,000	$ 8,000	$ 15,000	$ 7,000	46.67%	Rep-17: Security Items
134-33-901	583130	Technology Equipment Replacement	$ -	$ -	$ -	$ 4,000	$ 4,000	100.00%	Rep-17.3: Security Badge Printer
134-33-901	583130	Technology Equipment Replacement	$ 22,000	$ 25,000	$ 25,000	$ 25,000	$ -		Rep-18: Fiber Network with MLP
134-33-901	583130	Technology Equipment Replacement	$ -	$ -	$ -	$ 20,000	$ 20,000	100.00%	Rep-20: Public Address System
134-33-901	583130	Technology Equipment Replacement	$ -	$ 20,000	$ 20,000	$ 30,000	$ 10,000	33.33%	Rep-21: WMS Audio-Video Wiring
134-33-901	583130	Technology Equipment Replacement	$ -	$ 40,000	$ -	$ -	$ -		Rep-23: WHS Creston System (Auditorium)
134-33-901	583130	Technology Equipment Replacement	$ -	$ -	$ 35,000	$ -	$ (35,000)	#DIV/0!	Rep-24: Elementary Gymnasium Audio-Visual
134-33-901	583190	Other Equipment Replacement	$ 7,500	$ 7,500	$ 7,500	$ 7,500	$ -		Installation Costs
		Technology	**$ 896,010**	**$ 777,031**	**$ 764,046**	**$ 998,905**	**$ 234,859**	**23.51%**	

Org	Obj	Description	FY'20 Budget	FY'21 Budget	FY'22 Budget	FY'23 Voted Budget	$ Change	% Change	Notes
133-03-913	583090	Other Equipment	$ 5,400	$ -	$ -	$ -	$ -		
133-03-913	583090	Other Equipment/AV Equipment	$ 57,500	$ 51,660	$ 52,693	$ -	$ (52,693)	#DIV/0!	Copier Leases and Replacements (Moved to General Fund)
		District Wide	**$ 62,900**	**$ 51,660**	**$ 52,693**	**$ -**	**$ (52,693)**	**#DIV/0!**	
Wellesley Public Schools Cash Capital Total			**$ 1,101,028**	**$ 828,691**	**$ 816,739**	**$ 998,905**	**$ 182,166**	**18.24%**	

Cash Capital Alternative Funding Sources:

Org	Obj	Description	FY'20 Budget	FY'21 Budget	FY'22 Budget	FY'23 Voted Budget	$ Change	% Change	Notes
2832-0337	542090	Other General Supplies	$ 11,723	$ -	$ -	$ 1,793	$ 1,793	100.00%	Two (2) Picnic Tables
		Integrated Pre-School Revolving Fund	**$ 11,723**	**$ -**	**$ -**	**$ 1,793**	**$ 1,793**	**100.00%**	
2834-3970	582590	Other Building Improvements	$ -	$ 350	$ -	$ -	$ -		Hardy Wellness Room (Dividers)
2834-3970	582590	Other Building Improvements	$ -	$ 479	$ -	$ -	$ -		Hardy Wellness Room (Carpet)
2834-3970	582590	Other Building Improvements	$ -	$ 500	$ -	$ -	$ -		Hardy Conference Room Table
2834-3970	582590	Other Building Improvements	$ -	$ 170	$ -	$ -	$ -		Sprague Classroom Easel
2834-3970	582590	Other Building Improvements	$ -	$ 300	$ -	$ -	$ -		Sprague Classroom Rug
2834-3970	582590	Other Building Improvements	$ -	$ 1,600	$ -	$ -	$ -		WMS Nurse's Office Ice Maker
2834-3970	582590	Other Building Improvements	$ -	$ 600	$ -	$ -	$ -		WMS Nurse's Office Cots
2834-3970	582590	Other Building Improvements	$ 36,744	$ -	$ -	$ -	$ -		Schofield Furniture
2834-3970	582590	Other Building Improvements	$ -	$ -	$ -	$ 5,520	$ 5,520	100.00%	Fiske Room Darkening Shade Replacement (2 Year)
2834-3970	582590	Other Building Improvements	$ -	$ -	$ -	$ 3,076	$ 3,076	100.00%	WHS Auditorium Speakers (4)
2834-3970	582590	Other Building Improvements	$ -	$ -	$ -	$ 6,004	$ 6,004	100.00%	WHS Treadmill Replacement
2834-3970	582590	Other Building Improvements	$ -	$ -	$ -	$ 10,400	$ 10,400	100.00%	School Van Camera Replacement
		Facility Rental Revolving Fund	**$ 36,744**	**$ 3,999**	**$ -**	**$ 25,000**	**$ 25,000**	**100.00%**	

Cash Capital Alternative Funding Sources Total:	**$ 48,467**	**$ 3,999**	**$ -**	**$ 26,793**	**$ 26,793**	**100.00%**	

WELLESLEY PUBLIC SCHOOLS

Five-Year Cash Capital Technology Plan:

Org	Obj	Description	FY'23 Planned	FY'24 Planned	FY'25 Planned	FY'26 Planned	FY'27 Planned	Notes
134-33-901	583030	Technology Equip.	$ 18,000	$ 18,000	$ 18,000	$ 18,000	$ 18,000	New-01: Computers for Enrollment and Program Changes
134-33-901	583030	Technology Equip.	$ 5,000	$ 5,000	$ 5,000	$ 5,000	$ 5,000	New-02: 1:1 BYOL at WHS
134-33-901	583030	Technology Equip.	$ -	$ 50,400	$ 50,400	$ 25,200	$ 25,200	New-03: Soundfield systems for all classrooms
134-33-901	583030	Technology Equip.	$ 9,000	$ 9,000	$ 9,000	$ 9,000	$ 9,000	New-07: Assistive Technology
134-33-901	583030	Technology Equip.	$ 4,000	$ -	$ -	$ -	$ -	New 08: Makerspace Laptops (3)
134-33-901	583030	Technology Equip.	$ 1,500	$ -	$ -	$ -	$ -	New 09: Makerspace iPads (3)
134-33-901	583130	Technology Equip. Repl.	$ -	$ 58,750	$ 132,750	$ 52,500	$ -	Rep-01: Desktop Replacement
134-33-901	583130	Technology Equip. Repl.	$ 278,100	$ 243,000	$ 198,000	$ 151,200	$ 158,100	Rep-02: Laptop Replacement
134-33-901	583130	Technology Equip. Repl.	$ 81,480	$ 179,160	$ 204,650	$ 193,850	$ 171,850	Rep-03: Mobile Device Replacement (iPad & Chromebook)
134-33-901	583130	Technology Equip. Repl.	$ 133,560	$ 112,560	$ 128,940	$ 128,940	$ 128,940	Rep-04: K-5 1:1 Replacement (iPads)
134-33-901	583130	Technology Equip. Repl.	$ 35,860	$ 17,930	$ 17,930	$ 17,930	$ 17,930	Rep-05: Printer Replacement
134-33-901	583130	Technology Equip. Repl.	$ 120,000	$ 80,000	$ 90,000	$ 90,000	$ 90,000	Rep-06: Network Infrastructure Replacement
134-33-901	583130	Technology Equip. Repl.	$ -	$ 75,000	$ -	$ 75,000	$ 75,000	Rep-07: Server Replacement
134-33-901	583130	Technology Equip. Repl.	$ 6,000	$ 6,000	$ 6,000	$ 6,000	$ 6,000	Rep-08: UPS Replacement
134-33-901	583130	Technology Equip. Repl.	$ 110,000	$ 60,000	$ 60,000	$ 60,000	$ 60,000	Rep-09: Projector Replacement
134-33-901	583130	Technology Equip. Repl.	$ 2,580	$ 2,580	$ 2,580	$ 2,580	$ 2,580	Rep-10: Digital Video Cameras
134-33-901	583130	Technology Equip. Repl.	$ 12,000	$ 12,000	$ 12,000	$ 12,000	$ 12,000	Rep-11: Document Camera Replacement
134-33-901	583130	Technology Equip. Repl.	$ 28,325	$ -	$ -	$ -	$ -	Rep-12: HS Projector Replacement
134-33-901	583130	Technology Equip. Repl.	$ -	$ 31,440	$ -	$ -	$ -	Rep-13.1: Secondary Soundfield System Replacements
134-33-901	583130	Technology Equip. Repl.	$ -	$ -	$ 31,440	$ 31,440	$ 31,440	Rep-13.2: Elementary Soundfield System Replacements
134-33-901	583130	Technology Equip. Repl.	$ 40,000	$ 5,000	$ 5,000	$ 5,000	$ 5,000	Rep-15: Smartboard Replacements
134-33-901	583130	Technology Equip. Repl.	$ 12,000	$ -	$ -	$ -	$ -	Rep-16: Assistive Tech Replacement
134-33-901	583130	Technology Equip. Repl.	$ 15,000	$ 15,000	$ 15,000	$ 15,000	$ 15,000	Rep-17: Security Items
134-33-901	583130	Technology Equip. Repl.	$ -	$ 124,110	$ -	$ -	$ -	Rep-17.1: Security Servers
134-33-901	583130	Technology Equip. Repl.	$ -	$ 18,503	$ -	$ -		Rep-17.2: Security Workstations
134-33-901	583130	Technology Equip. Repl.	$ 4,000	$ 14,300	$ -	$ -		Rep-17.3: Security Badge Printers
134-33-901	583130	Technology Equip. Repl.	$ 25,000	$ 25,000	$ 25,000	$ 25,000	$ 25,000	Rep-18: Fiber Network
134-33-901	583130	Technology Equip. Repl.	$ -	$ 15,000	$ 15,000	$ 15,000	$ 15,000	Rep-19: Makerspace replacements
134-33-901	583130	Technology Equip. Repl.	$ 20,000	$ 17,000	$ 17,000	$ 17,000	$ 17,000	Rep-20: Public Address Systems
134-33-901	583130	Technology Equip. Repl.	$ 30,000	$ 30,000	$ -	$ -		Rep-21: WMS Audio-Visual Wiring Replacement
134-33-901	583130	Technology Equip. Repl.	$ -	$ -	$ 40,000	$ 40,000	$ 40,000	Rep-22: Elementary Audio-Visual Wiring Replacements
134-33-901	583130	Technology Equip. Repl.	$ -	$ 50,000	$ 35,000	$ -		Rep-23: WHS Creston System Replacement (Auditorium)
134-33-901	583130	Technology Equip. Repl.	$ -	$ -	$ 20,000	$ 20,000	$ 2,000	Rep-24: Elementary Gymnasium Audio-Visual Standardization
134-33-901	583190	Other Equip. Repl.	$ 7,500	$ 7,500	$ 7,500	$ 7,500	$ 7,500	Installation Costs
Wellesley Public Schools Five-Year Cash Capital Technology Plan:			**$ 998,905**	**$ 1,282,233**	**$ 1,146,190**	**$ 1,023,140**	**$ 937,540**	

WELLESLEY PUBLIC SCHOOLS

Five-Year FF&E Replacement Plan:

Org	Obj	Description	FY'23 Planned	FY'24 Planned	FY'25 Planned	FY'26 Planned	FY'27 Planned	Notes
134-31-X06	583090	Other Equipment	$ -	$ 2,500	$ 2,500	$ 2,500	$ 2,500	Outdoor Seating (Picnic Tables, Chairs, Benches)
134-31-X06	583090	Other Equipment	$ -	$ 33,546	$ 33,546	$ -	$ -	WHS Auditorium Lights (ETC Lonestar) (10 Lights, Half Each Yr.)
134-31-X06	583090	Other Equipment	$ -	$ 17,746	$ 17,746	$ -	$ -	WHS Auditorium LED Lights (15 Lights, Half Each Yr.)
134-31-X06	583090	Other Equipment	$ -	$ 10,000	$ 7,500	$ 10,000	$ 7,500	WMS Fitness Center Equipment Replacement
134-31-X06	583090	Other Equipment	$ -	$ -	$ 10,000	$ -	$ -	WMS Project Adventure Shed Replacement
134-31-X06	583090	Other Equipment	$ -	$ 3,500	$ -	$ -	$ -	WHS Fitness Center Window/Door
134-31-X06	583090	Other Equipment	$ -	$ 7,500	$ 10,000	$ 7,500	$ 10,000	WHS Fitness Center Equipment Replacement
134-31-X06	583110	Furniture Replacement	$ -	$ 5,520	$ -	$ -	$ -	Fiske Room Darkening Shades (2nd Half)
134-31-X06	583110	Furniture Replacement	$ -	$ 10,538	$ -	$ -	$ -	Schofield Teacher Desks
134-31-X06	583110	Furniture Replacement	$ -	$ -	$ 20,000	$ 20,000	$ 20,000	Library Furniture Replacement
Wellesley Public Schools Five-Year Cash Capital FF&E Plan			**$ -**	**$ 90,849**	**$ 101,292**	**$ 40,000**	**$ 40,000**	

Wellesley Public Schools Five-Year Cash Capital Plan	**$ 998,905**	**$ 1,373,082**	**$ 1,247,482**	**$ 1,063,140**	**$ 977,540**

WELLESLEY PUBLIC SCHOOLS

Five-Year Cash Capital Plan:

Org	Obj	Description	FY'23 Planned	FY'24 Planned	FY'25 Planned	FY'26 Planned	FY'27 Planned
134-31-X06	583090	Other Equipment	$ -	$ 74,792	$ 81,292	$ 20,000	$ 20,000
134-31-X06	583110	Furniture Replacement	$ -	$ 16,058	$ 20,000	$ 20,000	$ 20,000
Furniture, Fixtures & Equipment Total:			**$ -**	**$ 90,850**	**$ 101,292**	**$ 40,000**	**$ 40,000**
134-33-901	583030	Technology Equip.	$ 37,500	$ 82,400	$ 82,400	$ 57,200	$ 57,200
134-33-901	583130	Technology Equip. Repl.	$ 953,905	$ 1,192,333	$ 1,056,290	$ 958,440	$ 872,840
134-33-901	583190	Other Equip. Repl.	$ 7,500	$ 7,500	$ 7,500	$ 7,500	$ 7,500
Technology:			**$ 998,905**	**$ 1,282,233**	**$ 1,146,190**	**$ 1,023,140**	**$ 937,540**

Wellesley Public Schools Five-Year Capital Plan:	**$ 998,905**	**$ 1,373,083**	**$ 1,247,482**	**$ 1,063,140**	**$ 977,540**

Special Revenue
Town of Wellesley

WELLESLEY PUBLIC SCHOOLS
Learning • Caring • Innovating

Town of Wellesley

In Massachusetts, municipalities that operate their own school district may have certain expenditures made by other municipal departments on behalf of the schools. The Massachusetts Department of Elementary and Secondary Education (MA DESE) regulation (603 Code of Massachusetts Regulation 10.04) requires school districts to report city or town services directly related to the local school department. Since Wellesley Public Schools is a municipal school district, there are costs related to building custodial services and maintenance, retirement, health insurance and school crossing guards that are covered by municipal departments.

There are several examples of the collaborations between the School and Town Departments. These include:

Function	User	Collaborative Departments
Building Custodial Services	Schools	Facilities Management Department (FMD)
Building Facility Maintenance	Schools	Facilities Management Department (FMD)
Crossing Guards	Schools	Police Department
Landscaping School Grounds	Schools	Department of Public Works (DPW) and Facilities Management Department (FMD)
Playing Fields Maintenance	Schools	Department of Public Works (DPW) and Natural Resource Department (NRC)
Playground Maint. & Replace.	Schools	Department of Public Works (DPW)
School Resource Officers	Schools	Police Department
School Security	Schools	School Information Technology and Facilities Management Department (FMD)
Snow Plowing	Schools	Department of Public Works (DPW)

A Town / School agreement provides the terms of how costs are allocated for reporting in the End of Year report (Schedule 19) to the MA DESE. In Wellesley, the Town carries the following expenses:

The Town allocated $1,710,782 of the Coronavirus Aid, Relief, and Economic Security Act (CARES Act) funds to the schools to cover the costs of the professional staff assigned to the Remote Learning School during school year 2020-2021. This support for the schools is not included in the following descriptions/tables.

General Administrative Services:
The expenses related to the Employee Assistance Program (EAP) for school employees is included in the human resources and benefit category. The allocation of costs between the Town and Schools is based on the Town / School agreement currently in place. The current allocation to the school department is 69.33% of the total town costs. These costs are carried in the Town of Wellesley's Group Insurance budget.

Operations and Maintenance:
The direct costs of salaries, supplies, materials, and contractual expenses for the maintenance of school buildings, grounds, and equipment. School maintenance expenditures shall be reported for services within a school building or on school grounds. Costs related to snow plowing and athletic field upkeep is included in this category. These costs are carried in the Town of Wellesley's Facilities Management Department (FMD) and Department of Public Works (DPW) budget.

Employer Retirement Contributions:
The actual costs of pensions paid to school department retirees, or the actual costs of assessments paid to state, county, or municipal retirement systems on account of school department employees or retirees, including any special assessments for early retirement incentive programs for school department employees. Employees who are licensed by the DESE and require a license as part of their contract are members of the Massachusetts Teacher's Retirement System (MTRS). MTRS costs are reported at the state level and are not paid by the Town of Wellesley. The contributory retirement pension costs for non-DESE licensed employees is carried in the Town of Wellesley's Retirement budget.

Insurance for Active School Employees:
The insurance related expenses for active school department employees after deducting employee contributions and assessments. The allocation for health insurance includes insurance related to school-based custodians who report to the FMD and support the schools. The schools are assessed a portion of the total Medicare tax and workers' compensation expenses based on a percent of total town payroll. The current allocation of costs to the schools is 69.33% of the town total. Expenses related to group health insurance and unemployment compensation are based on actual costs related to school personnel. These costs are carried in the Town of Wellesley's Group Insurance budget.

Insurance for Retired School Employees:
The health insurance premiums for retired school department employees after deducting any retiree contributions and assessments. The expenses carried in this account includes an actual accounting of school retiree's costs. These costs are carried in the Town of Wellesley's Group Insurance budget.

Non-Employee Insurance:
The direct insurance premiums for school buildings, vehicles, equipment, and liability coverage. Our insurance agency, Massachusetts Interlocal Insurance Association, provides the breakout for the schools. These costs are carried in the Town of Wellesley's Risk Management budget.

School Crossing Guards:
The costs associated with school crossing guards. These costs are carried in the Town of Wellesley's Special School Police budget.

Purchase of Land & Buildings:
The costs associated with the MSBA project at the Upham / Hardy Schools (7100 and 7200 code). These costs are carried in the Town of Wellesley's Capital budget.

Long Term Debt:
The principal (8100 code) and interest (8200 code) payments related to school construction projects. These costs are carried in the Town of Wellesley's Capital budget.

School Choice:
Tuition payments related to school choice are calculated by the Massachusetts Department of Elementary and Secondary Education (DESE) and sent to the Massachusetts Department of Revenue (DOR) and deducted from our Chapter 70 payment. DESE populates this field on the end of year report. The assessment made by the state is based on Wellesley resident children who enroll in a participating school choice district.

As noted on the Massachusetts Department of Elementary and Secondary Education's web site, "Under the school choice law, G.L. c.76, § 12B, as amended in 1993, all school districts in Massachusetts are presumed to

participate in and to admit non-resident students through school choice. A receiving district can withdraw from school choice only if a school committee holds a public hearing on this issue and then votes to withdraw from the school choice program prior to June 1st. (M.G.L. c. 76, § 12B(d))." On May 11, 2021, the Wellesley School Committee voted not to participate in School Choice for the school year 2021-2022.

Collaborations between municipalities and schools vary community to community. In Wellesley, we have successfully integrated Town and School resources and manpower in the aspects of facility maintenance. Through these collaborations, we can address multiple needs in a single contract i.e., electrical work across multiple buildings by hiring a contractor for one full day rather than over multiple projects.

Summary

The following pages provide detail expenditure data for the school costs carried in the Town of Wellesley budget.

WELLESLEY PUBLIC SCHOOLS

EOY Report	Description	FY'17 Actual	FY'18 Actual	FY'19 Actual	FY'20 Actual	FY'21 Actual	FY'22 Projected Budget	$ Change	% Change	Notes
1420	Human Resources	$ 25,693	$ 25,853	$ 45,613	$ 46,695	$ 60,664	$ 62,397	$ 1,733	3.80%	Employee assistance program
1000 Series	**General Administrative Services**	**$ 25,693**	**$ 25,853**	**$ 45,613**	**$ 46,695**	**$ 60,664**	**$ 62,397**	**$ 1,733**	**3.80%**	
4110	School Custodial Services	$ 2,078,481	$ 2,118,977	$ 2,188,888	$ 2,139,488	$ 2,092,700	$ 2,324,701	$ 232,001	10.60%	
4120	Heating of School Buildings	$ 555,025	$ 592,289	$ 561,935	$ 462,089	$ 537,638	$ 762,388	$ 224,750	40.00%	Natural gas & fuel oil
4130	School Utility Services	$ 831,301	$ 896,038	$ 900,912	$ 698,903	$ 703,204	$ 1,040,118	$ 336,914	37.40%	Electricity, water, sewer
4210	Maintenance of Grounds	$ 1,470,566	$ 217,172	$ 195,248	$ 186,813	$ 216,097	$ 233,161	$ 17,064	8.74%	Plowing and athletic fields
4220	Maintenance of Buildings	$ 205,629	$ 1,470,367	$ 1,596,312	$ 1,585,194	$ 1,622,238	$ 1,499,412	$ (122,826)	-7.69%	Allocation of facility staff (69.33%)
4230	Maintenance of Equipment	$ 1,073,550	$ 1,553,000	$ 1,097,000	$ 862,000	$ 223,000	$ 817,000	$ 594,000	54.15%	Cash capital
4000 Series	**Operations and Maintenance**	**$ 6,214,552**	**$ 6,847,843**	**$ 6,540,295**	**$ 5,934,487**	**$ 5,394,877**	**$ 6,676,780**	**$ 1,281,903**	**19.60%**	
5100	Employee Retirement Contribution	$ 1,612,181	$ 1,649,948	$ 1,759,503	$ 1,867,703	$ 1,651,427	$ 1,709,358	$ 57,931	3.29%	Non-MTRS retirement contribution
5100 Series	**Employee Retirement Contribution**	**$ 1,612,181**	**$ 1,649,948**	**$ 1,759,503**	**$ 1,867,703**	**$ 1,651,427**	**$ 1,709,358**	**$ 57,931**	**3.29%**	
5200	Medicare Tax	$ 936,439	$ 984,495	$ 1,004,899	$ 1,044,931	$ 1,050,453	$ 1,091,948	$ 41,495	4.13%	Percent of total payroll (69.33%)
5200	Group Health Insurance	$ 7,571,751	$ 8,129,802	$ 8,291,699	$ 8,643,478	$ 7,749,023	$ 7,597,164	$ (151,860)	-1.83%	Reflects actual based on 10/19/21 enrollment
5200	Unemployment Insurance	$ 31,838	$ 21,452	$ 13,016	$ 13,016	$ 218,369	$ 75,300	$ (143,069)	-1099.18%	Actual costs related to school personnel
5200	Workers' Compensation	$ 366,541	$ 368,820	$ 202,512	$ 207,317	$ 169,269	$ 169,269	$ -	0.00%	Percent of total payroll (69.33%)
5200 Series	**Insurance for Active Employees**	**$ 8,906,569**	**$ 9,504,569**	**$ 9,512,126**	**$ 9,908,742**	**$ 9,187,114**	**$ 8,933,680**	**$ (253,434)**	**-2.66%**	
5250	Retiree Group Health	$ 1,939,316	$ 2,300,751	$ 1,762,072	$ 1,334,296	$ 1,334,296	$ 1,420,069	$ 85,773	4.87%	Reflects actual based on 9/30/21 enrollment
5250 Series	**Insurance for Retired Employees**	**$ 1,939,316**	**$ 2,300,751**	**$ 1,762,072**	**$ 1,334,296**	**$ 1,334,296**	**$ 1,420,069**	**$ 85,773**	**4.87%**	
5260	General School Insurance	$ 126,041	$ 129,573	$ 139,536	$ 136,028	$ 164,922	$ 191,057	$ 26,135	18.73%	School portion as reported by MIIA
5260 Series	**Other Non-Employee Insurance**	**$ 126,041**	**$ 129,573**	**$ 139,536**	**$ 136,028**	**$ 164,922**	**$ 191,057**	**$ 26,135**	**18.73%**	
5500	Other Fixed Charges	$ 18,263	$ 18,488	$ 9,892	$ -		$ -	$ -	0.00%	Non-contributory retirement for school empl.
5260 Series	**Other Fixed Charges**	**$ 18,263**	**$ 18,488**	**$ 9,892**	**$ -**	**$ -**	**$ -**	**$ -**	**0.00%**	
5550	School Crossing Guards	$ 59,693	$ 70,932	$ 68,887	$ 65,769	$ 41,305	$ 132,706	$ 91,401	132.68%	
5550 Series	**School Crossing Guards**	**$ 59,693**	**$ 70,932**	**$ 68,887**	**$ 65,769**	**$ 41,305**	**$ 132,706**	**$ 91,401**	**132.68%**	
7300/7400	Purchase of Land & Buildings	$ -	$ -	$ -	$ 172,308	$ 169,701	$ 324,797	$ 155,096	100.00%	MSBA Related Expenses
7000 Series	**Purchase of Land & Buildings**	**$ -**	**$ -**	**$ -**	**$ 172,308**	**$ 169,701**	**$ 324,797**	**$ 155,096**	**100.00%**	
8100	Long-Term Debt Retirement/Sch. Construct.	$ 7,630,000	$ 8,732,000	$ 7,578,000	$ 7,400,000	$ 7,078,500	$ 7,564,000	$ 485,500	6.41%	Principal Payments
8100 Series	**Long-Term Debt Retirement/Sch. Con.**	**$ 7,630,000**	**$ 8,732,000**	**$ 7,578,000**	**$ 7,400,000**	**$ 7,078,500**	**$ 7,564,000**	**$ 485,500**	**6.41%**	
8200	Long-Term Debt Service/Sch. Construct.	$ 3,136,383	$ 3,068,474	$ 2,795,924	$ 2,648,155	$ 2,419,078	$ 2,656,080	$ 237,002	8.48%	Interest Payments
8200 Series	**Long-Term Debt Service/Sch. Construction**	**$ 3,136,383**	**$ 3,068,474**	**$ 2,795,924**	**$ 2,648,155**	**$ 2,419,078**	**$ 2,656,080**	**$ 237,002**	**8.48%**	

WELLESLEY PUBLIC SCHOOLS

EOY Report	Description	FY'17 Actual	FY'18 Actual	FY'19 Actual	FY'20 Actual	FY'21 Actual	FY'22 Projected Budget	$ Change	% Change	Notes
9110	School Choice	$ 12,173	$ 11,585	$ 7,610	$ 8,572	$ 11,329	$ 11,329	$ -	0.00%	State assessment based on enrollment
9110 Series	**School Choice**	**$ 12,173**	**$ 11,585**	**$ 7,610**	**$ 8,572**	**$ 11,329**	**$ 11,329**	**$ -**	**0.00%**	
	Town of Wellesley Total	**$ 29,680,864**	**$ 32,360,016**	**$ 30,219,458**	**$ 29,522,755**	**$ 27,513,212**	**$ 29,682,252**	**$ 2,169,040**	**7.18%**	

Informational Section

WELLESLEY PUBLIC SCHOOLS
Learning • Caring • Innovating

INFORMATIONAL SECTION

The Informational Section of the budget is designed to provide the reader a broader context of the Town of Wellesley and Wellesley Public Schools. This section will review Wellesley's taxation structure in relation to the property valuations; examine enrollment trends and forecasts; compare financial data with neighboring communities and highlight student achievement data.

Summary Information

In November 2019, the Massachusetts State Legislature passed an Act Relative to Educational Opportunity for Students, commonly known as the Student Opportunity Act (SOA). The SOA makes significant changes to the Chapter 70 formula, previously updated in 1993 through the passage of the Education Reform Act. The SOA establishes new, higher foundation budget rates in five areas: benefits and fixed charges, guidance and psychological services, special education out of district tuition, English learners, and low-income students, all to be phased in over a seven-year period (FY'22-FY'29). The SOA requires 75% of the total state obligation to be funded in the first year (FY'22), 90% in the second (FY'23), and 100% in subsequent years. The $151.7 million appropriation is expected to meet the 75% requirement when tuition assessments are updated to reflect actual enrollments and district spending levels. The state was able to meet the FY'22 financial obligation due to the statewide reduction of the number of students enrolled in public education.

Wellesley Public Schools relies heavily on local property taxes to fund the school system. As the foundation budget has increased, the required net school spending, or local contribution, has also increased. The required net school spending is the minimum amount a community can allocate to the schools. As the chart below indicates[1], Wellesley receives relatively little Chapter 70 (state educational aid) Aid while spending more than the required levels (net school spending).

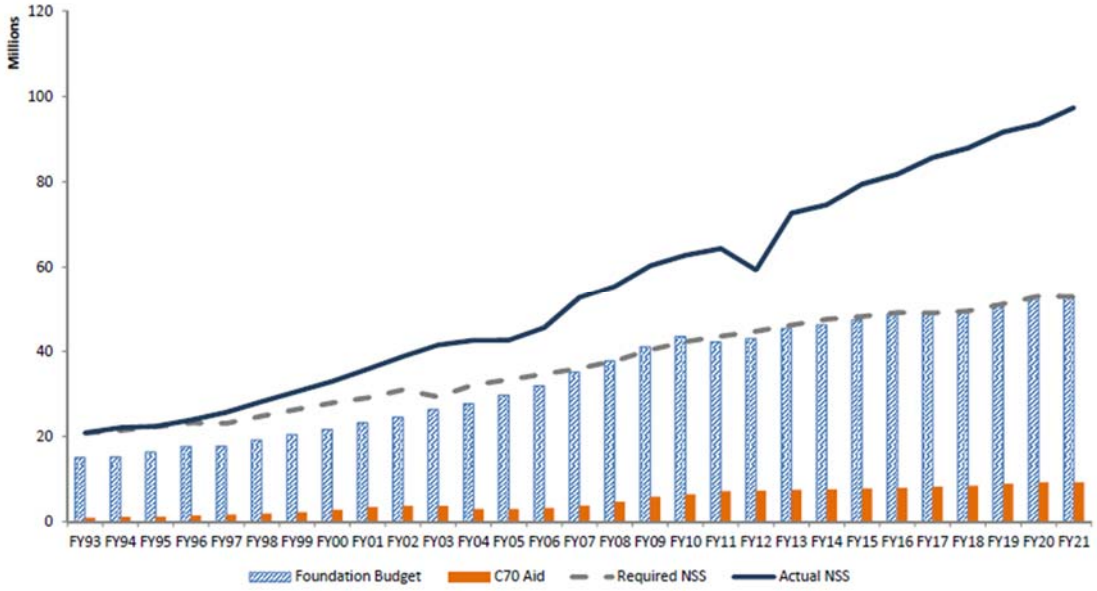

Like many other high performing Massachusetts school districts, Wellesley spends significantly more local funds on education than required by the net school spending formula. This may be the result of strong in-district

[1] Source: Massachusetts Department of Elementary and Secondary Education web site.

special education programs; an elementary Spanish program; a comprehensive class size policy; diverse course offerings at all academic levels; and an emphasis on maintaining highly qualified educators.

Prior to 1991, Massachusetts had a separate tax rate for education at the municipal level. The current tax rate of the Town supports educational and municipal expenditures and is set by the Town Assessor's Office, with approval by the Massachusetts Department of Revenue, on an annual basis. The information below related to taxes is obtained through the Massachusetts Department of Revenue, the Town of Wellesley, and other publicly available sources.

Property Taxes

Wellesley relies heavily on local revenue sources to fund the public schools. In 1980, a ballot initiative in Massachusetts to limit the growth of local property taxes passed. This law, referred to as Proposition 2 1/2[2], went into effect in 1982. Essentially, the personal property tax may not increase more than 2.5% of the prior year's levy limit, plus new growth and any overrides or exclusions. A community may vote to allow for a Proposition 2 ½ override vote to permanently increase the tax burden. Below is a table showing the historical property valuations and tax rates:

Category	FY'17	FY'18	FY'19	FY'20	FY'21
Population[3]	28,872	29,000	29,000	29,000	29,673
Number of Voters[4]	16,940	16,325	16,940	16,194	17,208
Valuation of Residential	$9,721,777,000	$9,935,541,000	$10,654,218,000	$10,908,678,000	$11,072,021,000
Valuation of Commercial	$1,309,028,000	$1,318,844,000	$1,406,187,000	$1,490,134,000	$1,494,659,000
Valuation of Industrial	$7,801,000	$7,330,000	$8,593,000	$6,543,000	$6,543,000
Valuation of Pers. Prop.	$115,324,400	$115,824,600	$122,039,081	$128,979,400	$142,724,500
Total Assessed Valuation	$11,153,930,400	$11,377,539,600	$12,191,037,081	$12,534,334,400	$12,715,947,500
Res. Tax Rate/$1,000 Valuation	*$11.79*	*$11.95*	*$11.57*	*$11.56*	*$11.75*

Wellesley has one tax rate for all classifications: residential, commercial, industrial, and personal property. With the single-family home values increasing in FY'22, the tax rate will be reduced to $11.68/$1,000 valuation. The median assessed value of a single-family home is approximately $1.2M. Residential taxes account for 87% of Wellesley's tax base with the commercial sector accounting for 13%.

According to the Massachusetts Department of Revenue, Division of Local Services, the property tax is "an assessment on the ownership of real and personal property. An owner's property tax is based on the assessment, which is the full and fair cash value of the property.[5]" Below is a historical view of the tax levy and associated collections.

[2] Massachusetts General Law Ch. 59 § 21C
[3] Massachusetts Department of Revenue, Division of Local Services
[4] Town of Wellesley, Town Clerk.
[5] https://www.mass.gov/guides/massachusetts-municipal-property-taxes

Fiscal Year	Total Tax Levy	Less Abatements & Exemptions	Net Tax Levy	FY Tax Collections	% of Net Tax Levy
2016	$127,462,083	$465,399	$126,996,684	$126,399,234	99.5%
2017	$131,504,839	$436,914	$131,067,925	$130,108,550	99.3%
2018	$135,961,598	$431,814	$135,529,784	$134,533,542	99.3%
2019	$141,050,299	$482,325	$140,567,974	$138,984,438	98.9%
2020	$144,896,906	$464,738	$144,432,168	$143,428,814	99.3%

The Town of Wellesley actively seeks the collection of taxes that is reflected in the percent of net tax levy collections of more than 99% on a regular basis. Historically, Wellesley has had one of the highest average single-family tax bills in Massachusetts. The table below provides a brief history of the average single family tax bill in Wellesley and neighboring communities.

Town	FY'19			FY'20			FY'21		
	Average Tax Bill	Statewide Rank	Table Rank	Average Tax Bill	Statewide Rank	Table Rank	Average Tax Bill	Statewide Rank	Table Rank
Belmont	$12,720	11	8	$14,130	10	8	$15,305	7	5
Carlisle	$15,016	6	4	$15,423	7	5	$15,164	8	6
Lexington	$14,834	7	5	$15,547	6	4	$16,241	5	4
Lincoln	$16,118	2	2	$18,097	2	2	$18,333	2	2
Natick	$7,793	53	11	$8,410	47	11	$8,699	48	11
Needham	$11,402	16	10	$12,272	15	10	$12,989	15	10
Newton	$12,393	13	9	$12,849	13	9	$13,386	14	9
Wayland	$13,719	8	6	$14,214	9	7	$14,818	10	8
Wellesley	$15,406	5	3	$15,760	4	3	$16,284	4	3
Weston	$20,016	1	1	$20,922	1	1	$21,648	1	1
Winchester	$13,083	9	7	$14,298	8	6	$15,035	9	7
State Ave.[6]		*$5,993*			*$6,177*			*$6,372*	

Data was not available from the Massachusetts Department of Revenue, Division of Local Services for fiscal years 2019-2021 for the following comparable communities: Brookline, Concord, and Sudbury.

Proposition 2 ½ Overrides History

With property taxes capped through Proposition 2 ½, a community may request an override from the local legislative body. In Wellesley's case, an operating override has been requested on a few occasions over the past three decades, but not in the last six years. Approval of an override results in the permanent increase in the tax structure. Below is a summary of the overrides and their outcome.

Fiscal Year	Override Amount	Fiscal Year	Override Amount	Fiscal Year	Override Amount
2022	$0	2011	$0	2000	$0
2021	$0	2010	$0	1999	$0
2020	$0	2009	$0	1998	$0
2019	$0	2008	$0	1997	$0
2018	$0	2007	$3,158,618 (2 Not Passed)	1996	$0
2017	$0	2006	$2,596,851 (1 Not Passed)	1995	$0
2016	$0	2005	$0 (1 Not Passed)	1994	$0

[6] Source: Massachusetts Department of Revenue, Division of Local Services.

Fiscal Year	Override Amount	Fiscal Year	Override Amount	Fiscal Year	Override Amount
2015	$3,345,000	2004	$2,895,436	1993	$0
2014	$0	2003	$2,539,201	1992	$325,000
2013	$0	2002	$1,967,821	1991	$617,900 (3 Not Passed)
2012	$0	2001	$750,000	1990	$0 (4 Not Passed)

As this table indicates, the taxpayers of Wellesley have been very supportive of general operating budget overrides presented to them by the Select Board and the School Committee. Generally, in Massachusetts the passage of budget overrides is at about 40.66%[7] lower than the experience in Wellesley.

Debt Exclusion

Debt exclusions create temporary increases in the levy limit to fund the payment of debt service costs for the capital projects approved for borrowing. The additional amount for the debt service is added to the levy limit for the life of the debt. Exclusions do not become part of the base upon which the levy limit is calculated in future years. A majority vote of the Select Board is required to add a debt exclusion vote to the Town Meeting warrant. Town Meeting members must pass the warrant by a majority vote for approval. Below is a summary of votes since 2003:

Fiscal Year	Debt Exclusion Amount	Fiscal Year	Debt Exclusion Amount	Fiscal Year	Debt Exclusion Amount
2023	TBD	2016	$12,803,348	2009	$5,033,307
2022	$8,989,812	2015	$9,158,514	2008	$3,743,003
2021	$10,409,960	2014	$9,369,533	2007	$3,794,401
2020	$10,888,408	2013	$10,322,960	2006	$2,416,689
2019	$12,107,510	2012	$10,058,108	2005	$2,315,579
2018	$12,203,081	2011	$8,965,943	2004	$2,378,815
2017	$12,324,555	2010	$6,504,370	2003	$2,136,637

Wellesley taxpayers have voted in favor of proposed exclusions presented to Town Meeting. A single vote can represent approval or denial of multiple projects. The debt exclusions above are a mix of Town and School related items.

Town Costs for School Debt

The issuance of debt is a function of the Town and cannot be granted to the School Department. Rather, the school administration works collaboratively with the Town to prioritize needs and fund projects that benefit all Town Departments. As part of this process, the Town Finance Director recommends the source of funds to cover the voted projects based on the Town's Financial Policies and the outlook of future needs. As part of the annual submission to the state, the schools report the school related debt as part of the end-of-year report submission. In FY'22, the debt payments are expected to total $10,544,877 for previously issued debt related to school projects. Below is a summary of the school related principal and interest debt payments over the past six years.

[7] Massachusetts Department of Revenue, Division of Local Services web site (1,793 'Yes' Votes versus 4,410 Override Requests).

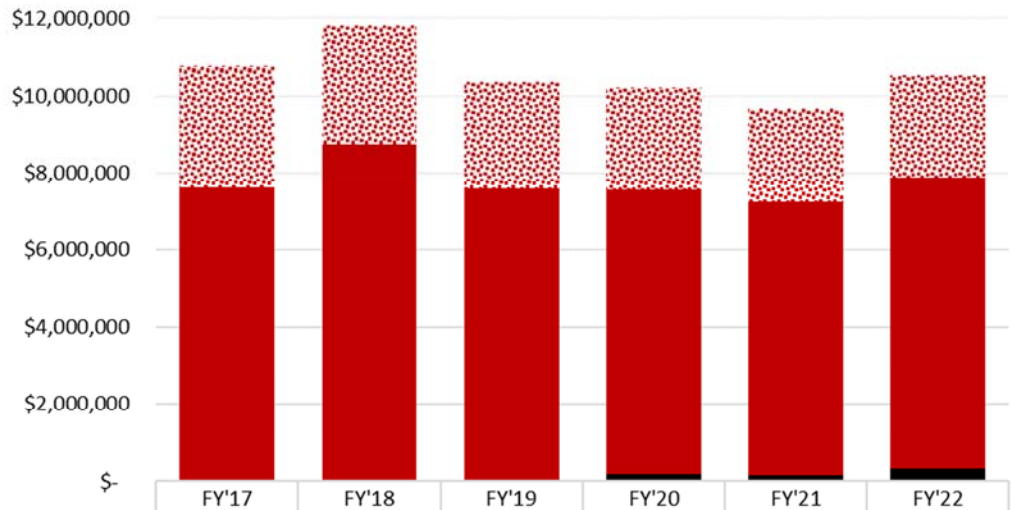

	FY'17	FY'18	FY'19	FY'20	FY'21	FY'22
Long-Term Debt Retirement (Interest)	$3,136,383	$3,068,474	$2,795,924	$2,648,155	$2,419,078	$2,656,080
Long-Term Debt Retirement (Principal)	$7,630,000	$8,732,000	$7,578,000	$7,400,000	$7,078,500	$7,564,000
Purchase of Land/Buildings	$-	$-	$-	$172,308	$169,701	$324,797

Several projects are underway that will have an impact on the future debt payments related to schools:

- Wellesley Middle School (Steam Pipes, Building Systems and Paving)
- Replacement of the Hunnewell Elementary School
- Replacement of the Hardy Elementary School (partially funded through the state)
- Sprague Elementary School Chiller Replacement

According to the Massachusetts Department of Revenue, Division of Local Services, Wellesley's debt service accounted for 8.42% of the budget (FY'2020 data). In addition to these new debt payments, the Town will retire older debt. Additional information on the Town's debt can be found on the Town's Website under Finance. The town expenses are described in the Financial Section under Town of Wellesley.

Personnel Resource Allocation

Education is a staff dependent business. With a clear class size policy, staff resources are determined annually based on enrollment projections and mandated services (special education, English language learners, math, and literacy support, etc.). For the purposes of this summary, the following descriptions apply:

- Senior Supervisory: Central office administrators, principals and assistants, administrative time of department heads & directors
- Teachers: Classroom teachers & special educators
- Professional Support: Librarians, guidance, counselors, nurses, therapists, psychologists, math, science and technology specialists, Out-of-District Coordinator
- Classroom and Other Teaching Support: Teaching & technology assistants, English language learners (ELL) tutors, paraprofessionals, computer technicians, student supervisors, athletic trainers
- Administrative Support: Secretaries, clerks, administrative assistants

- Operations: Business office staff, van drivers, attendants
- On-Call / Temporary: Substitutes, tutors, part-time coaches, club advisors, etc.

Below is a summary of staffing resources over the past four years, current year, and projected for next year:

	Actual 17-18	Actual 18-19	Actual 19-20	Actual 20-21	Adj. Bud. 21-22	Voted 22-23
Operating Budget						
Senior Supervisory	42.30	44.30	45.80	46.60	46.60	46.60
Teachers	417.59	402.70	409.87	414.80	401.93	390.95
Professional Support	91.20	115.19	116.04	116.81	121.25	127.85
Classroom & Other Teaching Sup.	216.91	197.52	196.71	200.57	195.26	193.56
Administrative Support	37.63	36.58	38.43	37.24	37.24	36.81
Operations	17.91	21.79	23.16	21.92	21.91	22.91
On-Call Temporary	0.00	0.51	2.91	2.51	2.74	13.74
Sub-Totals	*823.50*	*818.59*	*832.92*	*840.45*	*826.93*	*832.42*
Other Funding Sources						
Grant Funded Positions	40.52	47.14	49.11	44.09	39.41	43.59
Revolving Fund Positions	2.50	2.50	2.80	2.55	2.50	2.40
Sub-Totals	*43.02*	*49.64*	*51.91*	*46.64*	*41.91*	*45.99*
Totals	*866.52*	*868.23*	*884.83*	*887.09*	*868.84*	*878.41*

Over the past six (6) years, the district employed 26.64 fewer teachers, a result of declining enrollment. Professional support has increased to meet changing student needs. This classification of staff includes school adjustment counselors, therapists, school psychologists and curriculum specialists. The on-call temporary staff figures are increasing significantly in FY'23 due to the addition of permanent substitutes (11.00 FTEs). Grant funded positions have fluctuated over time based on funding levels and grant approval requirements.

Enrollment Impacts on Staffing:

As enrollment shifts occur, the number of sections (classrooms) expand or contract. Enrollment is projected to decline in SY'22-23 by the following:

- Elementary: 1,782 to 1,707, a loss of 75 students
- Middle School: 1,008 to 941, a loss of 67 students
- High School: 1,396 to 1,412, an increase of 16 students

The Wellesley School Committee policy (JG: Student Enrollment and School Assignment) outlines class size guidelines. Using these guidelines, the FY'23 Voted Budget includes the following section changes and related cost savings:

Grade	FY'23 Projected Enrollment Change	FY'23 Projected Section Change	FY'23 Full Time Equivalent (FTE) Impact	FY'23 Salary Cost/(Savings)	FY'23 Health Cost/(Savings)
Kindergarten	28 Down	1 Less Section	-2.00 FTE	($103,379)	($27,500)
Grade 1	39 Up	2 More Sections	+2.00 FTE	$152,508	$40,000
Grade 2	28 Down	2 Less Sections	-2.00 FTE	($152,508)	($40,000)
Grade 3	25 Down	4 Less Sections	-4.00 FTE	($305,016)	($40,000)
Grade 4	21 Down	No Change			
Grade 5	11 Down	2 Less Sections	-2.00 FTE	($152,508)	($40,000)

Grade	FY'23 Projected Enrollment Change	FY'23 Projected Section Change	FY'23 Full Time Equivalent (FTE) Impact	FY'23 Salary Cost/(Savings)	FY'23 Health Cost/(Savings)
Grade 6	1 Up	No Change			
Grade 7	16 Down	No Change			
Grade 8	51 Down	1 Half Team	-2.00 FTE	($152,508)	($40,000)
Grade 9	16 Up				
Grade 10	15 Down				
Grade 11	10 Down				
Grade 12	25 Up				
TOTAL	*126 Down*		*-10.00 FTE*	*($713,411)*	*($147,500)*

As enrollment declines impact the secondary level, the calculation will include those changes as well. The distribution of staff and related changes proposed as part of the FY'23 Voted Budget is described in more detail in Appendix B: Enrollment.

Staff Demographics

The Massachusetts Department of Elementary and Secondary Education (MA DESE) requires all Massachusetts school districts to submit the Education Personnel Information Management System (EPIMS) report two times per year. Each Massachusetts educator is assigned an Education Personnel Identification (MEPID) number, a unique number assigned to each person. The EPIMS report collects demographic data on school personnel and their work assignments. The data provided in this section is based on the end-of-year filing by the district.

Staff Profiles[8]:

Over the eight-year period, the percent of non-white staff have increased from 49 to 79.9 individuals or an increase of 6.51% to 9.25% of the total workforce. Our student demographic profile is 32.1% non-white, significantly higher than our staff profile. The continued hiring and retention of diverse candidates is a priority of all hiring managers.

Employee Data by Race	SY'13-14	SY'14-15	SY'15-16	SY'16-17	SY'17-18	SY'18-19	SY'19-20	SY'20-21
African American	16.9	18.3	15.5	17.4	15.2	18.0	18.2	20.1
Asian	14.8	14.3	15.0	16.8	18.8	20.3	16.9	21.2
Hispanic	9.1	11.8	16.8	18.5	18.6	19.4	25.4	26.3
White	703.7	724.9	743.7	753.6	788.1	782.7	768.9	783.5
Native American	1.0	1.0	1.0	0.0	1.0	1.0	0.0	0.0
Nat. Hawaiian, Pac. Islander	0.0	0.0	0.0	0.0	0.0	0.0	0.0	0.0
Multi-Race, Non-Hispanic	7.2	6.1	11.0	10.0	11.7	13.8	11.6	12.3
Total	*752.7*	*776.4*	*802.9*	*816.2*	*853.3*	*855.2*	*841.0*	*863.4*

[8] Staffing Data by Race, Ethnicity, Gender is from the Massachusetts Department of Elementary and Secondary Education's School and District Profiles (DART) site.

Employee Data by Gender	SY'13-14	SY'14-15	SY'15-16	SY'16-17	SY'17-18	SY'18-19	SY'19-20	SY'20-21
Male	143.2	148.7	150.1	154.0	163.7	161.2	163.5	170.8
Females	609.5	627.7	652.8	662.2	689.6	694	677.4	692.5
Total	*752.7*	*776.4*	*802.9*	*816.2*	*853.3*	*855.2*	*841.0*	*863.4*

The percent of male/female staff members have remained constant over the years with approximately 19-20% male and 80-81% female.

Average Teacher Salary:

The average teacher salary is derived from the data submitted in the End-of-Year Financial Report (EOY) report and the Educator Personnel Information Management System (EPIMS). Average teacher salaries tend to fluctuate depending on the collective bargaining cycle of the respective community. In addition, the average teacher salary is influenced by the staff make-up and turnover rate in each district. Teacher salary tables are based on years of service (steps) and educational degrees (lanes). Teachers move throughout the salary table during their career. The distribution of teachers within a salary table has a significant impact on the average teacher salary. As teachers retire at the high end of the salary table, less experienced teachers often fill the vacancy at a lower salary.

Placement on the salary table is determined by the Director of Human Resources at the time of hire and is based on a candidates prior teaching experience and educational degrees. Based on the most recent seniority list of the Wellesley Education Association (WEA)[9] employees, the distribution for Unit A members is:

Experience Teaching In Wellesley	Dates of Service	Count of Unit A	Percent of Total
0 Year to 5 Years	9/1/2017 through present	140	25.41%
5 Years to 10 Years	9/1/2012 – 8/31/2017	127	23.05%
10 Years to 15 Years	9/1/2007 – 8/31/2012	101	18.33%
15 Years to 20 Years	9/1/2002 – 8/31/2007	98	17.79%
20 Years to 25 Years	9/1/1997 – 8/31/2002	60	10.89%
Over 25 Years	Prior to 8/31/1997	25	4.54%
Total		*551*	*100.0%*

Below is a table of the average teacher salary for the past five years:

District	FY'16 Average Salary	Rank	FY'17 Average Salary	Rank	FY'18 Average Salary	Rank	FY'19 Average Salary	Rank	FY'20 Average Salary	Rank
Belmont	$85,279	11	$85,906	11	$90,616	10	$93,414	11	$96,334	10
Brookline	$93,727	4	$101,413	1	$95,208	8	$98,614	6	$100,041	9
Carlisle	$100,803	1	$99,727	4	$100,691	4	$104,201	2	$104,270	5
Concord	$95,732	3	$98,295	5	$99,501	5	$99,937	5	$107,852	2
Concord Carlisle	$97,978	2	$100,222	2	$102,630	1	$107,527	1	$110,665	1
Lexington	$78,776	13	$82,322	12	$84,840	13	$87,151	13	$92,678	13
Lincoln	$89,757	9	$93,039	8	$89,155	11	$90,520	12	$93,180	11
Lincoln Sudbury	$92,859	7	$95,518	7	$102,175	2	$103,976	3	$107,460	3

[9] Wellesley Education Association (WEA) Unit A employees include teachers, teacher leaders, curriculum specialists, nurses, METCO liaisons, occupational and physical therapists, and athletic director.

District	FY'16 Average Salary	Rank	FY'17 Average Salary	Rank	FY'18 Average Salary	Rank	FY'19 Average Salary	Rank	FY'20 Average Salary	Rank
Natick	$70,293	16	$73,106	16	$77,049	16	$79,634	16	$81,434	16
Needham	$89,622	10	$91,350	10	$95,184	9	$95,162	9	$92,960	12
Newton	$78,209	14	$81,180	13	$82,045	14	$85,701	14	$88,804	14
Sudbury	$83,234	12	$80,592	14	$89,124	12	$94,719	10	$100,633	8
Wayland	$93,108	6	$96,103	6	$97,739	6	$97,121	8	$102,292	6
Wellesley	$93,536	5	$91,478	9	$95,371	7	$97,301	7	$101,508	7
Weston	$91,044	8	$99,887	3	$101,652	3	$100,873	4	$105,960	4
Winchester	$76,709	15	$75,752	15	$79,245	15	$80,240	15	$85,916	15
State Average[10]	*$76,656*		*$78,670*		*$80,204*		*$82,379*		*$86,659*	

As the table indicates, Wellesley's average teacher salary is competitive with our comparable communities. Wellesley has approximately 54% of the faculty positions at the top step in their salary lane. The distribution of staff and related changes proposed as part of the FY'23 Voted Budget is described in more detail in Appendix A: Salary Development.

Class Size Guidelines

School committee policy JG: Student Enrollment and School Assignment provides class size guidelines at the elementary and secondary levels that represent the target range of students enrolled in individual classrooms. The table below provides a historical view of our class sizes compared to the policy guidelines.

Average Number of Pupils per Classroom - Grades K-5

Grade	Class Size Guidelines	14-15	15-16	16-17	17-18	18-19	19-20	20-21 COVID	21-22
K	18-22	18.72	19.06	19.17	19.88	19.06	18.17	13.69	17.94
1	18-22	20.73	20.28	20.17	19.61	21.06	18.39	13.38	17.13
2	18-22	21.00	21.58	20.83	19.61	19.89	21.53	18.53	16.94
3	22-24	20.68	21.37	21.79	20.78	19.61	19.94	21.25	17.11
4	22-24	19.43	20.74	20.68	21.53	20.72	19.17	20.75	18.82
5	22-24	19.68	19.43	20.32	20.11	21.53	20.33	19.00	17.89

At the Middle and High Schools, the class size guidelines vary by subject. Although most subjects have a guideline of 22 students, the range has a low of 16 for Family and Consumer Science to a high of 25 in Fitness and Health. English and guidance is based on an overall student load. English has a student load of 90 students per teacher while guidance is 200 to 225 middle school students and 180 to 225 high school students per counselor. The tables below provide the historical class size averages for the five (5) core subjects.

[10] Source: Massachusetts Department of Elementary and Secondary Education (MA DESE) web site.

Average Number of Pupils per Classroom - Grades 6-12

Middle School	Class Size Guideline	Oct. 2014	Oct. 2015	Oct. 2016	Oct. 2017	Oct. 2018	Oct. 2019	Oct. 2020	Oct. 2021
English	90 Stud.	22.4	20.6	19.6	20.5	21.5	21.5	19.9	19.5
Social Studies	22.0	20.8	21.3	21.4	21.3	22.4	22.2	20.7	19.9
Mathematics	22.0	19.0	19.8	19.0	20.1	20.8	20.7	18.7	18.7
World Lang.	22.0	20.4	20.5	19.1	19.1	20.2	19.4	17.2	16.2
Science	22.0	20.0	20.1	19.2	21.4	21.8	22.1	20.7	19.9

High School	Class Size Guideline	Oct. 2014	Oct. 2015	Oct. 2016	Oct. 2017	Oct. 2018	Oct. 2019	Oct. 2020	Oct. 2021
English	90 Stud.	20.0	19.3	19.8	19.8	18.4	21.3	19.9	20.0
History	22.0	19.2	20.0	19.8	20.3	19.5	21.8	21.6	21.0
Mathematics	22.0	19.7	20.1	19.9	20.7	20.4	20.0	17.5	18.4
World Lang.	22.0	19.4	18.3	18.1	18.5	18.4	18.7	18.2	17.9
Science	22.0	21.1	21.1	22.3	21.6	21.1	20.7	20.0	19.7

Comparable Community Data

Wellesley Public Schools has, like many other public schools, emphasized the use of data to drive decision-making. This section will focus on a couple data points and compare Wellesley data to our comparable communities.

Per Pupil Expenditure (In-District Only):

Each fall, the Director of Accounting and Business Services submits the End of Year (EOY) report to the Massachusetts Department of Elementary and Secondary Education (MA DESE). As described by DESE, "[The EOY report] shows all school operating expenditures including those outside the general fund such as grants, private donations, and revolving accounts. They include payments for local resident pupils who are being educated in schools outside the district. As well as showing the overall cost per pupil, they provide detail about how schools spend their funds in specific functional areas such as teaching, maintenance, and administration."

The Per Pupil Expenditure (PPE) is calculated for each district based on the submission of the data contained in the EOY report. Below is a historical view of Wellesley's Per Pupil Expenditures by major category for the past five years.

Category	FY'16 PPE	FY'17 PPE	FY'18 PPE	FY'19 PPE	FY'20 PPE	% Inc./(Dec.) from FY'19	% Inc./(Dec.) from FY'16
Administration	$582	$469	$367	$359	$396	10.31%	(31.96%)
Instructional Leadership	$1,312	$1,415	$1,580	$1,702	$1,791	5.23%	36.51%
Classroom and Specialist Teachers	$6,931	$7,025	$7,438	$7,706	$8,143	5.67%	17.49%
Other Teaching Services	$2,039	$2,111	$2,170	$2,289	$2,234	(2.40%)	9.56%
Professional Development	$326	$421	$270	$315	$329	4.44%	0.92%
Instructional Mat., Equip. & Tech.	$636	$746	$751	$801	$771	(3.75%)	21.23%
Guidance, Counseling & Testing	$671	$716	$740	$780	$842	7.95%	25.48%
Pupil Services	$1,317	$1,493	$1,413	$1,456	$1,300	(10.71%)	(1.29%)
Operations and Maintenance	$1,259	$1,509	$1,619	$1,610	$1,481	(8.01%)	17.63%
Insurance, Retirement & Others	$2,329	$2,570	$2,752	$2,716	$2,767	1.88%	18.80%
Per Pupil Expenditure	*$17,402*	*$18,480*	*$19,101*	*$19,734*	*$20,054*	*1.62%*	*15.21%*

Although Wellesley regularly reviews our own per pupil expenditures over time, we also compare our spending with comparable communities. Below is a table of PPE for the past five (5) school years:

FY'20			FY'16		FY'17		FY'18		FY'19		FY'20	
Grades	Enr.	District	PPE	Table Rank	PPE	Table Rank	PPE	Table Rank	PPE	Table Rank	PPE	Table Rank
pk-12	4,717	Belmont	$11,951	16	$12,141	16	$12,736	16	$13,379	16	$13,843	16
pk-12	7,830	Brookline	$18,376	5	$18,981	5	$19,474	4	$19,818	7	$20,587	4
pk-8	602	Carlisle	$19,054	4	$19,757	4	$19,308	5	$20,561	4	$19,637	9
pk-8	2,105	Concord	$18,011	6	$18,187	7	$18,789	8	$20,085	6	$20,462	5
9-12	1,281	Concord Carlisle	$19,091	3	$20,069	3	$20,293	3	$21,141	3	$21,291	3
pk-12	7,212	Lexington	$16,940	10	$17,269	11	$17,759	11	$17,340	12	$18,363	11
pk-8	1,132	Lincoln	$20,964	2	$21,775	2	$22,401	2	$23,092	2	$25,024	2
9-12	1,509	Lincoln Sudbury	$16,679	11	$17,984	8	$18,876	7	$20,425	5	$19,927	7
pk-12	5,510	Natick	$13,197	14	$14,406	14	$15,366	14	$15,192	14	$15,471	14
pk-12	5,728	Needham	$15,619	12	$16,405	12	$17,212	12	$17,882	11	$18,164	12
pk-12	12,806	Newton	$17,872	7	$17,944	9	$18,458	9	$19,297	9	$19,863	8
pk-8	2,667	Sudbury	$14,861	13	$15,047	13	$15,943	13	$16,347	13	$17,244	13
pk-12	2,729	Wayland	$16,948	9	$17,695	10	$18,107	10	$18,726	10	$18,944	10
pk-12	4,882	Wellesley	$17,406	8	$18,480	6	$19,100	6	$19,734	8	$20,053	6
pk-12	2,042	Weston	$22,870	1	$23,469	1	$24,506	1	$24,972	1	$25,949	1
pk-12	4,685	Winchester	$12,653	15	$12,894	15	$13,451	15	$14,012	15	$14,559	15
		State Average[11]	*14,970*		*$15,349*		*$15,952*		*$16,576*		*$16,963*	

As this table indicates, the PPE for Wellesley is consistently in the top half of our comparable communities. These costs are driven by a competitive salary for all staff; a broad range of course offerings to support all students; successful in-district special education programs across the age 3-22 continuum; and collaboration with the Town on joint services. The rank shown above is based on the table data not statewide data.

Special Education:

Special Education services are provided to eligible children from age 3 through age 22. Wellesley has a strong inclusion model that seeks to educate special education students in the least restrictive environment (LRE), such as in the same classrooms as their peers. Regular education and special education teachers collaborate to ensure the success of inclusion throughout the district. Wellesley has a robust offering of in-district programs serving students in all age levels. These programs include:

- Integrated Pre-School
- Language Based Programs serving language-based disabilities:
  - Schofield: Grades 3-5
  - Wellesley Middle School: Grades 6-8
  - Wellesley High School: Grades 9-12
- Therapeutic Learning Center (TLC) Programs serving emotional disabilities:
  - Hunnewell: Grades K-5[12]
  - Wellesley Middle School: Grades 6-8
  - Wellesley High School: Grades 9-12

[11] Source: Massachusetts Department of Elementary and Secondary Education (MA DESE) web site.

[12] The TLC program for Kindergarten – Grade 5 will be replicated in each of the schools hosting Hunnewell students during the building construction (Bates, Hardy, Sprague and Upham).

- Skills Programs serving autism spectrum disorders:
  - Upham: Grades K-5
  - Wellesley Middle School: Grades 6-8
  - Wellesley High School: Grades 9-12 (inclusive of developmental disabilities)

- Integrated Specialized Services (ISS) serving developmental disabilities:
  - Sprague: Grades K-5
  - Wellesley Middle School: Grades 6-8

- Launch Program serving the age 18-22 students (Transition Program):
  - Wellesley Community Center

In some cases, Wellesley is unable to create a suitable program and must seek an outside placement for a student.

Tuition rates for the out-of-district (OOD) placements are determined by the Massachusetts Executive Office for Administration and Finance, Operational Services Division, Special Education Pricing unit. These rates are set annually and are outside of the district's control. OOD in-state placement costs for fiscal year 2022 range from $32K to $208K annually for day programs and $78K to $401K annually for residential programs. Managing a special education budget is challenging and complex as students move in and out of the district and individual needs change. The table rank is based on the table data not statewide data.

Below is a table showing the percent of spending on Special Education:

District	FY'16		FY'17		FY'18		FY'19		FY'20	
	% of Total Budget	Rank	% of Total Budget	Rank	% of Total Budget	Rank	% of Total Budget	Rank	% of Total Budget	Rank
Belmont	24%	3	24%	3	24%	3	23%	6	22%	6
Brookline	20%	7	21%	5	20%	6	21%	7	22%	6
Carlisle	24%	3	23%	4	24%	3	26%	3	27%	2
Concord	23%	4	24%	3	25%	2	25%	4	26%	3
Concord Carlisle	25%	2	23%	4	23%	4	24%	5	22%	6
Lexington	25%	2	25%	2	25%	2	28%	1	28%	1
Lincoln	22%	5	23%	4	24%	3	26%	3	26%	3
Lincoln Sudbury	26%	1	25%	2	26%	1	25%	4	28%	1
Natick	23%	4	20%	6	19%	7	21%	7	23%	5
Needham	22%	5	21%	5	21%	5	21%	7	22%	6
Newton	26%	1	27%	1	26%	1	26%	3	27%	2
Sudbury	24%	3	25%	2	26%	1	27%	2	28%	1
Wayland	21%	6	20%	6	20%	6	21%	7	20%	7
Wellesley	25%	2	25%	2	25%	2	25%	4	26%	3
Weston	18%	8	19%	7	19%	7	19%	8	20%	7
Winchester	23%	4	24%	3	24%	3	24%	5	25%	4
State Average[13]	*22%*		*22%*		*22%*		*22%*		*23%*	

[13] Source: Massachusetts Department of Elementary and Secondary Education (MA DESE) web site.

The calculations above are based on the data submitted annually by Massachusetts school districts to the state Department of Elementary and Secondary Education (DESE). In-district and out-of-district expenses, including transportation, across all funding sources are included in these calculations.

Student Enrollment (Current and Projected)

Wellesley Public Schools reports student enrollment and demographic data to the Massachusetts Department of Elementary and Secondary Education (MA DESE) three times a year: October 1, March 1 and Year End. The October 1 numbers are used to determine staffing for the annual budget development process. Wellesley utilizes the cohort survival method, a commonly used projection methodology among school districts throughout the country. The table below reflects kindergarten through Grade 12 enrollment figures.

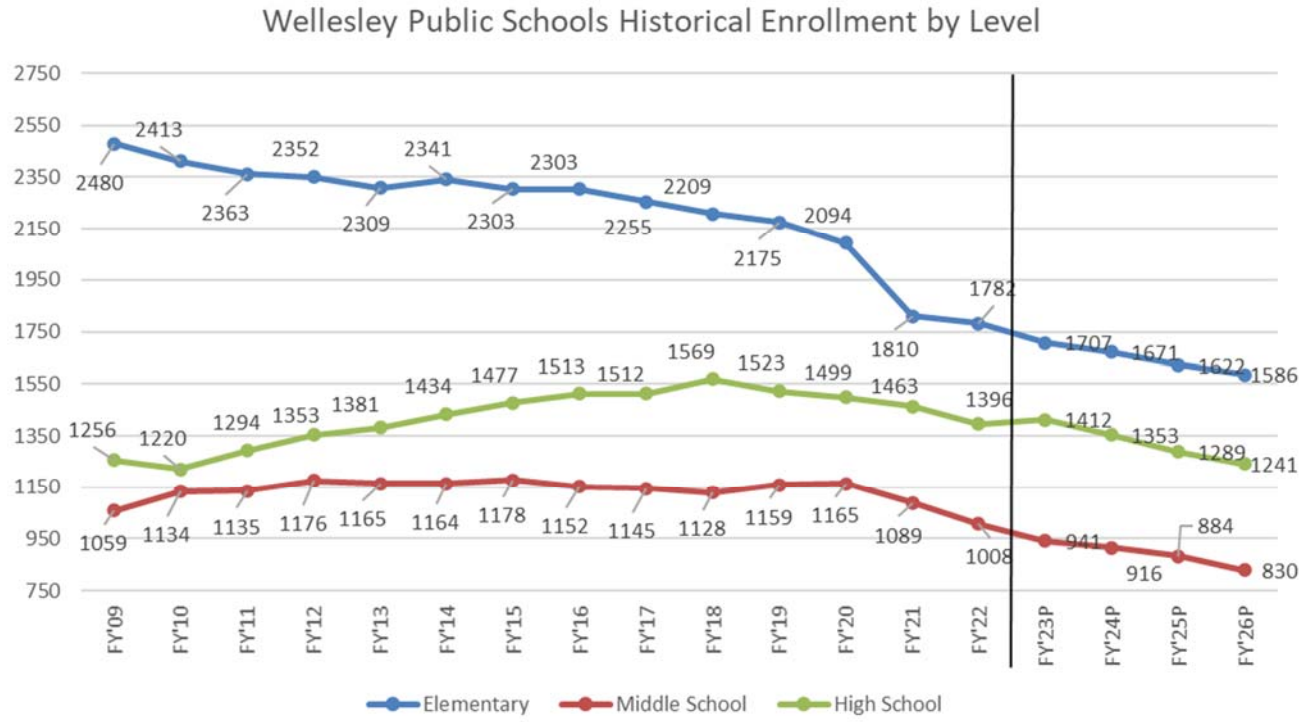

The projection models for Kindergarten and Grades 1 through Grade 12 differ slightly. The kindergarten model is based on town census data of resident children from birth through age five. An age 4 to kindergarten ratio is developed annually for each school attendance zone. The cohort survival methodology is used to develop the Grade 1 through Grade 12 projection. The Massachusetts School Building Authority (MSBA) defines the cohort survival methodology as: Historic enrollment data is used to calculate average grade-to-grade survival ratios (the proportion of students enrolled in one grade and school year to the number of students enrolled in the next grade and school year) to project the number of students in each grade.

Wellesley has experienced fluctuations in enrollment. Since school year 2015-2016, there has been a gradual decrease in enrollment. The reductions have had a significant impact on the elementary grade levels – a reduction of 521 students. Enrollment is expected to continue a gradual decline over the next three years. Below is a view of the historical changes to enrollment.

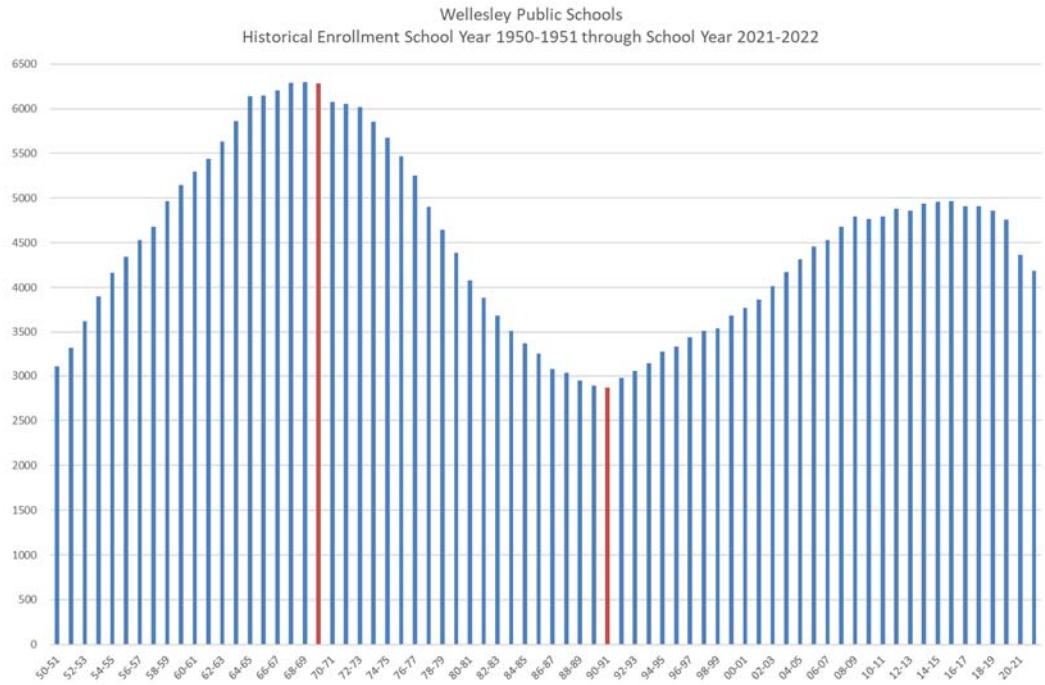

Enrollment Highlights:

Historical High:
School Year: 1969-70
Number of Students: 6,281

Historical Low:
School Year: 1990-91
Number of Students: 2,871

Current Year:
School Year: 2021-22
Number of Students: 4,186

Average Enrollment:
1950 through 2021
Number of Students: 4,485

The historical grade-to-grade transition data, as well as the projected enrollment by grade through school year 2025-2026 school year is included in Appendix B: Enrollment section of the budget.

Student Characteristics:

The diversity of the student body has increased over the past eight (8) years. Below is a historical view of our student demographic profiles.

Race of Students	SY'13-14	SY'14-15	SY'15-16	SY'16-17	SY'17-18	SY'18-19	SY'19-20	SY'20-21
African American	4.6%	4.7%	4.6%	4.5%	4.1%	3.7%	3.7%	3.8%
Asian	9.7%	10.7%	11.8%	12.6%	13.6%	14.2%	14.4%	15.5%
Hispanic	4.8%	5.0%	5.0%	4.9%	5.0%	5.1%	5.1%	5.4%
White	76.2%	74.4%	73.1%	71.9%	70.6%	70.2%	69.9%	67.9%
Native American	0.0%	0.0%	0.0%	0.0%	0.0%	0.1%	0.0%	0.0%
Nat. Hawaiian, Pac. Islander	0.1%	0.0%	0.0%	0.0%	0.0%	0.0%	0.0%	0.0%
Multi-Race, Non-Hispanic	4.5%	5.1%	5.5%	6.0%	6.7%	6.7%	6.8%	7.3%
Total	*100.0%*	*100.0%*	*100.0%*	*100.0%*	*100.0%*	*100.0%*	*100.0%*	*100.0%*

The fluctuation of special populations can impact the district's financials. An increase in English language learners (ELL) has led to the hiring of faculty and the identification of programs in most schools throughout the district. Although the number of students identified with a disability has not fluctuated significantly, the individual needs of each student can vary significantly leading to a wide range of services. Over time, Wellesley has created in-district programs to meet the needs of cohorts of students with similar disabilities.

Selected Populations of Students	SY'13-14	SY'14-15	SY'15-16	SY'16-17	SY'17-18	SY'18-19	SY'19-20	SY'20-21
First Language Not English	5.7%	6.2%	6.2%	6.3%	6.6%	6.9%	7.5%	8.0%
English Language Learner	1.7%	2.0%	2.0%	2.1%	2.3%	2.3%	2.0%	1.9%
Students with Disabilities	16.9%	16.0%	15.4%	15.1%	16.0%	16.0%	16.6%	17.1%
High Needs Students	22.0%	21.2%	21.5%	21.3%	22.5%	23.2%	23.7%	25.4%
Economically Disadvantaged	5.2%	4.3%	5.3%	5.7%	5.8%	5.6%	5.2%	6.9%

Having reviewed Wellesley's data, the following chart will note the student characteristics of comparable community data. The data below is pulled from the Massachusetts Department of Elementary and Secondary Education's School and District Profiles for the 2021-2022 school year.

	Percent of Students							
District	African American	Asian	Hispanic	White	Other	English Lang. Learner	Students with Disabilities	Low Income
Belmont	3.7%	21.3%	4.8%	62.0%	8.3%	8.3%	13.5%	11.5%
Brookline	6.4%	19.5%	11.4%	51.2%	11.4%	9.0%	17.5%	14.0%
Carlisle	0.3%	11.7%	5.5%	73.5%	8.9%	2.1%	13.5%	4.4%
Concord	4.5%	7.3%	7.0%	73.5%	7.8%	1.9%	16.3%	9.9%
Concord Carlisle	4.5%	8.2%	5.6%	74.9%	6.8%	0.6%	18.3%	9.3%
Lexington	3.9%	42.8%	4.8%	40.4%	8.1%	8.4%	14.2%	8.6%
Lincoln	8.5%	5.2%	17.4%	57.3%	11.7%	4.5%	19.2%	11.3%
Lincoln Sudbury	5.8%	4.6%	5.7%	74.8%	9.2%	0.6%	22.1%	9.5%
Natick	2.7%	10.8%	7.1%	73.4%	6.0%	3.4%	16.5%	13.5%
Needham	3.1%	10.8%	6.6%	73.6%	6.0%	3.2%	17.9%	8.4%
Newton	4.7%	20.2%	9.4%	57.5%	8.3%	5.6%	18.0%	13.3%
Sudbury	3.0%	9.8%	5.7%	73.5%	8.0%	2.4%	18.9%	8.0%
Wayland	4.7%	14.9%	5.2%	68.0%	7.1%	3.3%	18.6%	10.5%
Wellesley	3.8%	15.8%	5.8%	67.1%	7.6%	1.8%	17.1%	7.4%
Weston	6.4%	17.7%	6.9%	62.5%	6.6%	3.4%	16.7%	8.3%
Winchester	1.1%	19.3%	3.5%	69.2%	7.0%	3.1%	16.4%	7.3%
Statewide:	*9.3%*	*7.2%*	*23.1%*	*55.7%*	*4.6%*	*11.0%*	*18.9%*	*43.8%*

The student demographic data of Wellesley shows a smaller population of English language learners, students with disabilities and low income when compared to neighboring communities and statewide averages.

Dropout Rates

The dropout rate calculation is based on high school enrollment as of October 1st and the End of Year Student Information Management System (SIMS) filing with the Massachusetts Department of Elementary and Secondary Education (MA DESE). Below is a historical view of Wellesley's dropout rate:

Description	SY'15-16	SY'16-17	SY'17-18	SY'18-19	SY'19-20
High School Enrollment: Total enrollment in Grades 9-12 based on October 1st.	1,513	1,512	1,569	1,523	1,499
Number of Dropouts (Percent of High School Enrollment)	3 (0.0019)	4 (0.0026)	2 (0.0013)	1 (0.0006)	0
Statewide Dropout Percentage Rate:	*1.9%*	*1.8%*	*1.9%*	*1.8%*	*1.6%*

Overall, Wellesley has a very low dropout rate compared to the state average of 1.6% in the most recent reporting year of 2019-2020.

Student Performance Measures

There are several student performances measures one could present. This section will focus on four: Massachusetts Comprehensive Assessment System (MCAS) Next Generation, Scholastic Aptitude Tests (SAT), American College Testing (ACT), and Advanced Placement (AP) test.

Massachusetts Comprehensive Assessment System (MCAS) Next Generation:
The Next Generation Massachusetts Comprehensive Assessment System (MCAS) was not administered in 2020 due to the cancellation of state assessments and school closures related to COVID-19. Typically, students in Grade 3 through Grade 10 take one to three annual assessments based on the schedule listed below:

Test Administered	Grade Levels
English Language Arts	Grades 3, 4, 5, 6, 7, 8, and 10
Mathematics	Grades 3, 4, 5, 6, 7, 8, and 10
Science	Grades 5, 8 and 10

The Massachusetts Department of Elementary and Secondary Education (DESE) uses several metrics to determine each district and schools' overall classification. Due to COVID, the last accountability rating Wellesley Public Schools received was based on the 2019 data and is highlighted below.

< - - - - - - - - - - - - Not Requiring Assistance or Intervention - - - - - - - - - - - >					< - - - Requiring Assistance or Intervention - - - >	
School of Recognition	Meeting or Exceeding Targets	Substantial Progress Toward Targets	Moderate Progress Toward Targets	Limited or no Progress Toward Targets	Focused / Targeted Support	Broad / Compr. Support

MCAS scores provide achievement and growth ratings for each grade level based on the following rubric:

Achievement Range: 440 - 560		Growth Percentile Range: 1 - 99	
Label	Scaled Score Range	Label	Student Growth Percentile (SGP) Range
Exceeding Expectations	530 - 560	Exceeded Typical Growth	60+
Meeting Expectations	500 - 529	Typical Growth - High (T-High)	50 - 59
Partially Meeting Expectations	470 - 499	Typical Growth - Low (T-Low)	40 - 49
Not Meeting Expectations	440 - 469	Low Growth (Low)	30 - 39
		Very Low Growth	< 30

Below is a summary of the spring 2021 MCAS test results as presented to the School Committee on November 9, 2021.

Test Administered	Grades 3 - 8		Grade 10		Grades 5, 8 and 10	
	% Meet/Exceed	SGP	% Meet/Exceed	SGP	% Meet/Exceed	% Adv./Prof.
ELA (All Students)	75%	T-Low	92%	T-High		
Math (All Students)	62%	Low	88%	T-High		
Science (All Students)					69%	89%

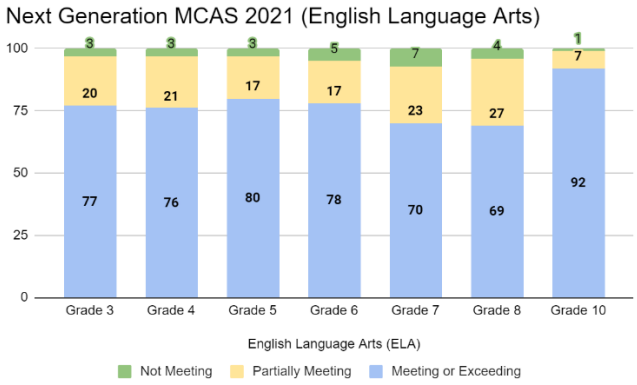

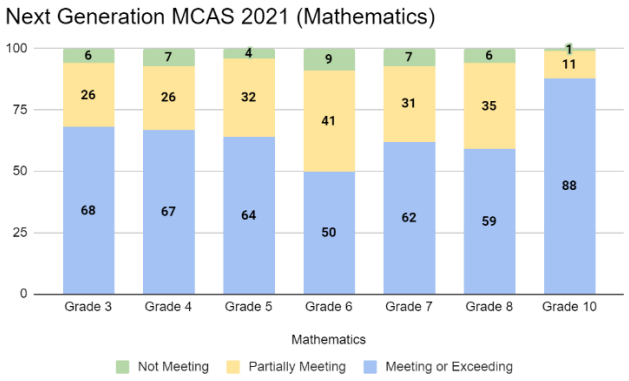

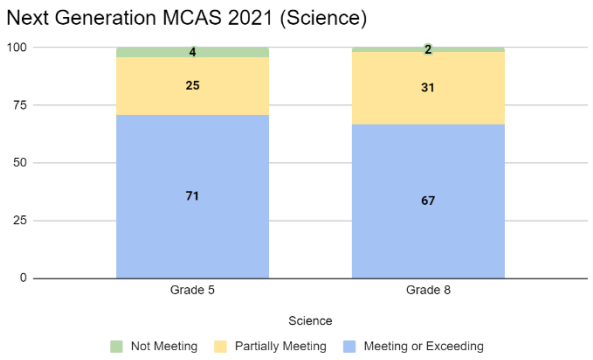

Scholastic Aptitude Test (SAT):

Wellesley students may take both the Preliminary Scholastic Aptitude Test (PSAT) as well as the Scholastic Aptitude Test (SAT). The scores represented here include mathematics and evidence-based reading and writing.

Class Data	SAT I: Mathematics		SAT I: Evidence Based Reading/Writing		SAT II: Tests Taken / Average Score
	Wellesley	National	Wellesley	National	Wellesley
Class of 2017	623	527	632	533	390 / 674
Class of 2018	641	531	638	536	403 / 660
Class of 2019	667	528	659	531	414 / 672
Class of 2020	625	523	623	528	246 / 677
Class of 2021	685	528	669	533	N/A

The two parts of the SAT (Evidence-Based Reading & Writing and Math) are each scored on a scale of 200-800, resulting in a total score ranging from 400-1600. Historically, Wellesley students' scores are significantly higher than the national average.

American College Test (ACT):

The ACT (American College Test) is an assessment tool gauging the mastery of college readiness standards through four sub-tests: English, mathematics, reading and science.

Class Data	English	Math	Reading	Science	Composite
Class of 2017	28.7	27.1	28.3	26.7	27.9
Class of 2018	28.4	26.6	28.3	27.1	27.7
Class of 2019	29.3	27.5	28.9	27.4	28.4
Class of 2020	30.2	28.3	30.2	28.6	28.9
Class of 2021	30.5	29.1	30.9	29.3	29.9

The ACT test is graded on a scale of 1-36, and according to the 2020 ACT Research Publication, the current national average ACT score is 20.8.

Advanced Placement (AP) Test:

Wellesley offers a strong Advanced Placement (AP) curriculum to our students. Over the course of the four years at Wellesley High School, most students will take at least one AP course. In SY'20-21, 407, or 27.81%, of Wellesley High School students took AP exams for a total of 837 exams. Wellesley offers 15 AP courses. With a rating system of 5 (extremely qualified) to 1 (no recommendation), Wellesley students continue to excel in the exams with 82% of students scoring a 3 or higher. Of the 837 AP tests administered last school year, the

following awards of distinction were presented:

- AP Scholar Award (score of 3 or higher on 3 or more exams): 69 Students
- AP Scholar with Honor Award (average grade of 3.25 on all AP exams taken and grades of 3 or higher on five or more AP exams): 38 Students
- AP Scholar with Distinction Award (average grade of 3.5 on all AP exams taken and grades of 3 or higher on five or more AP exams): 45 Students
- AP National Scholar Award (students earning an average grade of 4 or higher on all AP exams and grades of 4 or higher on eight or more exams): 5 Students

The number of students opting to take an AP exam has fluctuated with totals ranging from a low 305 to a high of 431 over the past five years. Consistently, Wellesley students have performed quite well. The table below provides a five-year historical view of AP results by year.

Year Data / Students Tested	% Earned Score of 5	% Earned Score of 4	% Earned Score of 3	% Earned Score of 1 or 2
2017 (305)	43%	32%	19%	6%
2018 (337)	41%	32%	19%	8%
2019 (404)	38%	36%	19%	7%
2020 (431)	35%	35%	21%	9%
2021 (407)	29%	32%	21%	18%

The 2021 tests were administered to students who studied in a remote setting at least half of the school year due to the global pandemic.

National School Lunch Program

The United States Department of Agriculture (USDA) and the Massachusetts Department of Elementary and Secondary Education (MA DESE) oversee the National School Lunch program. As a participant in the program, Wellesley is required to serve meals that meet the Federal and State requirements. Prior to COVID, the district participated under the typical National School Lunch Program. Through this program, families with income at or below 130 percent of the poverty level ($34,450 as of July 1, 2021, for a family of four) are eligible for free meals. Families with income between 130 and 185 percent of the poverty level ($49,025 as of July 1, 2021, for a family of four) are eligible for reduced-price meals (40 cents).

During COVID, the U.S. Department of Agriculture expanded the programs available to states and local districts. For the school years 2020-2021 and 2021-2022, Wellesley Public Schools opted to operate under the National School Lunch Program Seamless Summer Option. This program falls under Food and Nutrition Service-issued nationwide waivers #85 (*Nationwide Waiver to Allow the Seamless Summer Option through School Year 2021-2022*) and #86 (*Nationwide Waiver to Allow Summer Food Service Program Reimbursement Rates in School Year 2021-2022*) may receive the reimbursement rates prescribed for the Summer Food Service. Under the Seamless Summer Option, all students regardless of financial means receive a free meal and the federal/state reimbursement is higher than typical free/reduced price meal reimbursements.

Below is a historical view of the number of participants in the National School Lunch program:

Reporting Period	Total Enrollment	Number of Eligible Students	Percent of Eligible Students
October 2013 (SY'13-14)	4,908	354	7.21%
October 2014 (SY'14-15)	4,863	332	6.82%
October 2015 (SY'15-16)	4,758	330	6.93%
October 2016 (SY'16-17)	4,362	303	6.95%
October 2017 (SY'17-18)	4,186	353	8.43%

The USDA, through the MA DESE, reimburses the Wellesley School Lunch program for a fraction of the total cost of all paid, free, and reduced priced meals served. The reimbursement rate (federal and state rates combined) for the National School Lunch program per meal served is:

Type of Meal/Price	2015 Rate	2016 Rate	2017 Rate	2018 Rate	2019 Rate	2020 Rate	2021 Rate
Paid	$0.4100	$0.4200	$0.4250	$0.4250	$0.4250	$0.4550	$0.4050
Reduced	$2.7900	$2.8800	$2.9450	$3.0250	$3.1350	$3.2350	$3.3150
Free	$3.1900	$3.2800	$3.3450	$3.4250	$3.5350	$3.6350	$3.7150
Seamless Summer (COVID)	N/A	N/A	N/A	N/A	N/A	$4.2125	$4.3725

Reimbursement Type	2014 Revenue	2015 Revenue	2016 Revenue	2017 Revenue	2018 Revenue	2019 Revenue	2020 Revenue	2021 Revenue
Federal	$133,639	$153,364	$215,893	$186,113	$165,793	$242,992	$132,925	$429,832
State	$26,541	$13,856	$16,461	$13,740	$13,569	$15,028	$9,459	$11,805
Total	*$160,180*	*$167,220*	*$232,354*	*$199,853*	*$179,362*	*$258,020*	*$142,384*	*$441,637*

The loss of revenue in 2020 is a result of COVID. Although the district provided an option for families to pick up meals during remote learning days, participations rates were low. We anticipate 2022 revenue will be significantly higher as initial participation rates show an improvement over the past two years and the district is reimbursed at the Seamless Summer reimbursement rate.

Glossary of Terms

To be consistent in the definitions of terms as they are used in Massachusetts, the definitions are provided by the Massachusetts Department of Revenue, Municipal Knowledge Base. Definitions provided by the Massachusetts Department of Elementary and Secondary Education are noted with (MA DESE) while those provided by the U.S. Department of Education are noted with (US DOE).

Appropriation An authorization granted by a town meeting, city council or other legislative body to expend money and incur obligations for specific public purposes. An appropriation is usually limited in amount and as to the time period within which it may be expended. Wellesley has a Representative Town Meeting with a 5-member Select Board form of government and an Executive Director.

Assessed Valuation A value assigned to real estate or other property by a government as the basis for levying taxes. In Massachusetts, assessed valuation is based on the property's full and fair cash value as set by the Assessors.

Audit An examination of a community's financial systems, procedures, and data by a certified public accountant (independent auditor), and a report on the fairness of

financial statements and on local compliance with statutes and regulations. The audit serves as a valuable management tool for evaluating the fiscal performance of a community.

Audit Committee A committee appointed by the select board with specific responsibility to review a community's independent audit of financial statements and address all issues relating to it, as well as those outlined in the accompanying management letter.

Available Funds Balances in the various fund types that represent non-recurring revenue sources. As a matter of sound practice, they are frequently appropriated to meet unforeseen expenses, for capital expenditures or other onetime costs. Examples of available funds include free cash, stabilization fund; overlay surplus, water surplus, enterprise net assets, unrestricted (formerly retained earnings).

Balance Sheet A statement that discloses the assets, liabilities, reserves, and equities of a fund or governmental unit at a specified date.

Bond A means to raise money through the issuance of debt. A bond issuer/borrower promises in writing to repay a specified sum of money, alternately referred to as face value, par value or bond principal, to the buyer of the bond on a specified future date (maturity date), together with periodic interest at a specified rate. The term of a bond is always greater than one year.

Bond Authorization Action of a town meeting or a city council authorizing the executive branch to raise money through the sale of bonds in a specific amount and for a specific purpose. Once authorized, issuance is by the treasurer upon the signature of the mayor, or selectmen. In Wellesley, the Select Board authorizes the issuance of all bonds.

Bond Rating A credit rating assigned to a municipality to help investors assess the future ability, legal obligation, and willingness of the municipality (bond issuer) to make timely debt service payments. Stated otherwise, a rating helps prospective investors determine the level of risk associated with a given fixed-income investment. Rating agencies such as Moody's and Standard and Poor's use rating systems, which designate a letter or a combination of letters and numerals where AAA is the highest rating and C1 is a very low rating. Wellesley maintains a AAA rating.

Budget A plan for allocating resources to support services, purposes, and functions over a specified period.

Capital Budget An appropriation or spending plan that uses borrowing or direct outlay for capital or fixed asset improvements. Among other information, a capital budget should identify the method of financing each recommended expenditure, i.e., tax levy, rates, and identify those items that were not recommended.

Capital Improvement Program A blueprint, for planning a community's capital expenditures that comprises an annual capital budget and a five-year capital program. It coordinates community planning, fiscal capacity, and physical development. While all of the community's

needs should be identified in the program, there is a set of criteria that prioritizes the expenditures.

Cash Receipts Any money received by a municipality or its departments whether by cash, check or electronic transfer.

Chapter 70 School Funds Chapter 70 refers to the school funding formula created under the Education Reform Act of 1993 by which state aid is distributed through the Cherry Sheet to help establish educational equity among municipal and regional school districts.

Cherry Sheets Named for the cherry-colored paper on which they were originally printed, the Cherry Sheet is the official notification to cities, towns and regional school districts of the next fiscal year's state aid and assessments. The aid is in the form of distributions, which provide funds based on formulas and reimbursements that provide funds for costs incurred during a prior period for certain programs or services.

Circuit Breaker The reimbursement program for certain costs of special education as specified in M.G.L. c. 71B, § 5. (MA DESE)

CMR General Laws of Massachusetts Chapter 30A: Section 6A, Code of Massachusetts Regulations (CMR). Prior to publication of the first issue of the Massachusetts Register, the state secretary shall first cause to be published all currently effective agency regulations in a special publication of the Massachusetts Register to be designated as the "Code of Massachusetts Regulations".

Collective Bargaining The process of negotiating workers' wages, hours, benefits, working conditions, etc., between an employer and some or all of its employees, who are represented by a recognized labor union. Wellesley Public Schools has five (5) bargaining units: Wellesley Educators Association (WEA) Units A through E.

Community Preservation Act Enacted as MGL Ch. 44B in 2000, the community preservation act permits cities and towns accepting its provisions to establish a restricted fund from which monies can only be appropriated for a) the acquisition, creation and preservation of open space; b) the acquisition, preservation, rehabilitation, and restoration of historic resources; and c) the acquisition, creation and preservation of land for recreational use; d) the creation, preservation and support of community housing; and e) the rehabilitation and restoration of open space, land for recreational use and community housing that is acquired or created using monies from the fund. Acceptance requires town meeting or city council approval, together with referendum approval by majority vote. The local program is funded by a local surcharge up to 3 percent on real property tax bills and matching dollars from the state generated from registry of deeds fees.

Cost of Living Adjustment Reference to language in municipal contracts that provide for annual or periodic increases in salaries and wages for employees over the course of the contract. The amount of an increase is most often negotiated based on a community's ability to pay but is sometimes tied to the annual change in a specified index, i.e., consumer price index (CPI).

Debt Authorization Formal approval by a two-thirds vote of town meeting or city council to incur debt, in accordance with procedures stated in MGL Ch. 44 §§1, 2, 3, 4a, 6-15.

Debt Exclusion An action taken by a community through a referendum vote to raise the funds necessary to pay debt service costs for a particular project from the property tax levy, but outside the limits under Proposition 2½. By approving a debt exclusion, a community calculates its annual levy limit under Proposition 2½, and then adds the excluded debt service cost. The amount is added to the levy limit for the life of the debt only and may increase the levy above the levy ceiling.

Debt Limit The maximum amount of debt that a municipality may authorize for qualified purposes under state law. Under MGL Ch. 44 §10, debt limits are set at 5 percent of Equalized Value (EQV) for a city and 5 percent of EQV for a town. By petition to the Municipal Oversight Board, cities and towns can receive approval to increase their debt limit to 5 and 10 percent of EQV, respectively.

Deferred Revenue Amounts that do not meet the criteria for revenue recognition. Also, earned amounts that are not yet available to liquidate liabilities of a current period.

DESE The Massachusetts Department of Elementary and Secondary Education (DESE), a state department, providing resources to school administrators, teachers, students, and parents in Massachusetts. The DESE Finance section deals with a wide range of school finance issues and takes a major role in determining state aid to municipalities for education via the Local Aid projects that make up the Cherry Sheet process.

Disproportionality The over-representation or under-representation of a demographic sub-group in special education program. (US DOE)

DOR The Department of Revenue (DOR), a state department, responsible for collecting a wide variety of taxes, providing taxpayer support, and administering programs related to municipal finance through the Division of Local Services (DLS).

DLS A division within the DOR (Department of Revenue) responsible for helping Massachusetts cities and towns achieve sound and efficient fiscal management through technical assistance, training, and oversight. DLS bureaus are responsible for ensuring the fairness and equity of local property taxation, the accuracy and quality of local accounting and treasury management, interpreting state laws that affect local governance, distributing local aid, maintaining a comprehensive databank on local finances, and auditing local school districts.

Education Reform Act of 1993 State law that authorized the seven-year, Chapter 70 funding program for education and that established spending targets for school districts to remedy educational inequities.

Encumbrance A reservation of funds to cover obligations arising from purchase orders, contracts, or salary commitments that is chargeable to, but not yet paid from, a specific appropriation account.

Equipment Machines, tools, furniture, vehicles, and other non-expendable items with a useful life of more than one year and a per unit acquisition cost not less than $5,000. (MA DESE)

Extraordinary Maintenance The periodic servicing, repair or reconditioning of school buildings, grounds, or equipment to extend the useful life of an existing asset, provided that the total cost per project per school of an extraordinary maintenance project shall not exceed $150,000. (MA DESE)

Estimated Receipts A term that typically refers to anticipated local revenues listed on page three of the Tax Recapitulation Sheet. Projects of local revenues are often based on the previous year's receipts and represent funding sources necessary to support a community's annual budget.

Excess Levy Capacity The difference between the levy limit and the amount of real and personal property taxes levied in a given year. Annually, the board of selectmen or city council must be informed of excess levy capacity and their acknowledgment must be submitted to DOR when setting the tax rate.

Expenditure An outlay of money made by municipalities to provide the programs and services within their approved budget.

Expense An identified cost incurred to accomplish a goal.

Financial Statement A presentation of the assets and liabilities of a community as of a date and most often prepared after the close of the fiscal year.

Fiscal Year Since 1974, the Commonwealth and municipalities have operated on a budget cycle that begins July 1 and ends June 30. The designation of the fiscal year is that of the calendar year in which the fiscal year ends. For example, the 2020 fiscal year is July 1, 2019 to June 30, 2020. Since 1976, the federal government fiscal year has begun October 1 and ended September 30.

Fixed Assets Long-lived, tangible assets such as buildings, equipment and land obtained or controlled as a result of past transactions or circumstances.

Foundation Budget The spending target imposed by the Education Reform Act of 1993 for each school district as the level necessary to provide an adequate education for all students.

Free Cash Remaining, unrestricted funds from operations of the previous fiscal year including unexpended free cash from the previous year, actual receipts in excess of revenue estimates shown on the tax recapitulation sheet, and unspent amounts in budget line-items. Unpaid property taxes and certain deficits reduce the amount that can be certified as free cash. The calculation of free cash is based on the balance sheet as of June 30, which is submitted by the community's auditor, accountant, or comptroller. Important: free cash is not available for appropriation until certified by the Director of Accounts.

Function The activity for which a service or material is acquired. The functions in which school districts are required to maintain and report financial data shall be identified and described in guidelines for reporting student and financial data published by the Department. (MA DESE)

Fund An accounting entity with a self-balancing set of accounts that is segregated for the purpose of carrying on identified activities or attaining certain objectives in accordance with specific regulations, restrictions, or limitations. Within a fund, financial resources, and activity (assets, liabilities, fund balances, revenues, and expenditures) are accounted for independently. Examples of funds include the general fund and enterprise funds.

Fund Accounting Organizing the financial records of a municipality into multiple, segregated locations for money. A fund is a distinct entity within the municipal government in which financial resources and activity (assets, liabilities, fund balances, revenues, and expenditures) are accounted for independently in accordance with specific regulations, restrictions, or limitations. Examples of funds include the general fund and enterprise funds. Communities whose accounting records are organized according to the Uniform Municipal Accounting System (UMAS) use multiple funds.

Fund Balance The difference between assets and liabilities reported in a governmental fund. Also known as fund equity.

General Fund The fund used to account for most financial resources and activities governed by the normal town meeting/city council appropriation process.

General Ledger The accountant's record of original entry, which is instrumental in forming a paper trail of all government financial activity.

General Obligation Bonds Bonds issued by a municipality for purposes allowed by statute that are backed by the full faith and credit of its taxing authority.

Governmental Funds Funds generally used to account for tax-supported activities. There are five different types of governmental funds: the general fund, special revenue funds, capital projects funds, debt service funds, and permanent funds.

Housing Status See McKinney-Vento Services

Housing Status Student Transportation Transportation of a homeless student to and from the student's school of origin that is located outside of the boundaries of the school district in which the homeless student temporarily resides. For purposes of homeless student transportation, school of origin shall mean the school where the homeless student was last enrolled, or the school attended when the student was permanently housed. (MA DESE)

Inside Debt Municipal debt incurred for purposes enumerated in MGL c. 44, § 7 and within the community's debt limit, which is an amount no higher than five percent of the community’s equalized valuation. Because this type of borrowing is below the debt limit, it is referred to as inside debt. (See Outside Debt)

Internal Control Structure The policies and procedures established by management to ensure the integrity and comprehensiveness of the data collected by the accounting system for use in internal and external financial reports, as well as the overall control environment in which the government operates.

Levy The amount a community raises through the property tax. The levy can be any amount up to the levy limit, which is re-established every year in accordance with Proposition 2½ provisions.

Levy Ceiling A levy ceiling is one of two types of levy (tax) restrictions imposed by MGL Ch. 59 §21C (Proposition 2½). It states that, in any year, the real and personal property taxes imposed may not exceed 2½ percent of the total full and fair cash value of all taxable property. Property taxes levied may exceed this limit only if the community passes a capital exclusion, a debt exclusion, or a special exclusion.

Levy Limit A levy limit is one of two types of levy (tax) restrictions imposed by MGL Ch. 59 §21C (Proposition 2½). It states that the real and personal property taxes imposed by a city or town may only grow each year by 2½ percent of the prior year's levy limit, plus new growth and any overrides or exclusions. The levy limit can exceed the levy ceiling only if the community passes a capital expenditure exclusion, debt exclusion, or special exclusion.

Line-Item Budget A budget that separates spending into categories, or greater detail, such as supplies, equipment, maintenance, or salaries, as opposed to a program budget.

Line-Item Transfer The reallocation of a budget appropriation between two line-items within an expenditure category (i.e., salaries, expenses). Employed as a management tool, line-item transfer authority allows department heads to move money to where a need arises for a similar purpose and without altering the bottom line. Whether or not line-item transfers are permitted depends on how the budget is presented (i.e., format) and what level of budget detail town meeting believes it is approving.

Local Aid Revenue allocated by the Commonwealth to cities, towns, and regional school districts. Estimates of local aid are transmitted to cities, towns, and districts annually by the "Cherry Sheets." Most Cherry Sheet aid programs are considered general fund revenues and may be spent for any purpose, subject to appropriation.

Local Education Agency The local school district i.e., Wellesley Public Schools, often abbreviated as LEA. (US DOE)

Local Receipts Locally generated revenues, other than real and personal property taxes. Examples include motor vehicle excise, investment income, hotel/motel tax, fees, rentals, and charges. Annual estimates of local receipts are shown on the tax rate recapitulation sheet.

Low Income Student A student enrolled for full time attendance in a public school who is eligible for free or reduced cost lunches under eligibility guidelines set by the federal government under 42 USC 1758. (MA DESE)

Maintenance Budget A no-growth budget that continues appropriations for programs and services at their current year levels. The actual appropriation to maintain programs and services may still increase due to inflation or other factors.

Mass. Certified Public Procurement Official (MCPPO) A certification and designation program for public officials responsible for municipal procurements in Massachusetts. The Assistant Superintendent for Finance and Operations is the district's Chief Procurement Officer and holds the MCPPO certification.

Mass. School Building Authority (MSBA) Administers the state program that reimburses cities, towns, and regional school districts varying percentages of their school construction costs depending on the community's or district's wealth and the category of reimbursement.

Membership The number of days a pupil is enrolled, divided by the number of days in the school year. The Department may apportion a pupil's membership across the various programs in which the pupil participated. (MA DESE)

McKinney-Vento Services A student who is homeless as defined by the McKinney-Vento Homeless Assistance Act's definition of "homeless children and youth," 42 USC 11434(a)(2). (MA DESE)

MGL Laws passed by the Massachusetts legislature. The Massachusetts General Laws (MGL) is organized by chapters with multiple sections in each chapter. Currently there are 282 chapters.

Minimum Required Local Contribution The minimum that a city or town must appropriate from property taxes and other local revenues for the support of schools (Education Reform Act of 1993).

Modified Accrual Basis of Accounting A method of accounting that recognizes revenues in the accounting period in which they become available and measurable.

MRGF An estimate of the percentage changes in a municipality's revenue growth factor (MRGF) for a fiscal year. It represents the combined percentage increase in the following revenue components: automatic 2½ percent increase in the levy limit, estimated new growth, the change in selected unrestricted state aid categories, and the change in selected unrestricted local receipts (Education Reform Act of 1993).

NSS School budget and municipal budget amounts attributable to education, excluding long-term debt service, student transportation, school lunches and certain other specified school expenditures. A community's Net School Spending (NSS) funding must equal or exceed the NSS Requirement established annually by the Massachusetts Department of Elementary and Secondary Education (MA DESE) (Education Reform Act of 1993).

New Growth The additional tax revenue generated by new construction, renovations, and other increases in the property tax base during a calendar year. It does not include value increases caused by normal market forces or by revaluations. New growth is calculated by multiplying the assessed value associated with new construction, renovations, and other increases by the prior year tax rate. The additional tax revenue

is then incorporated into the calculation of the next year's levy limit. For example, new growth for FY06 is based on new construction, etc. that occurred between January and December 2004. In the fall of 2005, when new growth is being estimated to set the FY06 levy limit, the FY05 tax rate is used in the calculation.

Other Postemployment Benefits (OPEB) Many public employees earn benefits over their years of service that they do not receive until after their government employment ends. While pensions are the most common of these, other postemployment benefits generally include combinations of health, dental, vision, and life insurances. These are provided to eligible retirees and sometime to their beneficiaries, and as a group, are referred to as OPEB.

Objects of Expenditures A classification of expenditures that is used for coding any department disbursement, such as "personal services," "expenses," or "capital outlay".

Operating Budget A plan of proposed expenditures for personnel, supplies, and other expenses for the coming fiscal year.

Outside Debt Municipal borrowing for purposes enumerated in MGL c. 44, § 8. Since this debt is not measured against a community's debt limit per c. 10, the borrowing is outside the debt limit and therefore referred to as outside debt. (See Inside Debt)

Override A vote by a community at an election to permanently increase the levy limit. An override vote may increase the levy limit no higher than the levy ceiling. The override question on the election ballot must state a purpose for the override and the dollar amount.

Personal Property Tax Movable items not permanently affixed to, or part of the real estate. It is assessed separately from real estate to certain businesses, public utilities, and owners of homes that are not their primary residences.

Program A plan of activities and procedures designed to accomplish a predetermined objective or set of objectives. The program classifications for which school districts are required to maintain and report financial data are identified at 603 CMR 10.03(3) and shall be described in guidelines published by the Department. (MA DESE)

Program Budget A budget that relates expenditures to the programs they fund. The emphasis of a program budget is on output.

Proportionate Share To meet the requirements of the Individuals with Disabilities Education Act (IDEA) every year each Local Education Agency (LEA) must expend a proportionate share of federal IDEA funds on equitable services for parentally placed private school children with disabilities. Each LEA must, after timely and meaningful consultation with representatives of parentally placed private school children with disabilities, determine the number of parentally placed private school children with disabilities attending private schools located in the LEA. (US DOE)

Proposition 2 ½ State law enacted in 1980 that regulates local property tax administration. Major provisions of this legislation are in MGL Ch 59 - Assessment of Local Taxes § 21C and relate to the determination of a levy limit and levy ceiling for each town.

Purchase Order An official document or form authorizing the purchase of products and services.

Qualified Educator An educator who has met all requirements to earn a state license or certification in the area they are assigned to teach.

Receipts Money collected by and within the control of a community from any source and for any purpose.

Reimbursement Funds received by a school district or municipality from the state or federal government or from a private insurer as partial or total repayment of a cost incurred by the district or municipality to provide a particular education related service to a particular student or students, but not including any amounts which are included in the state school aid which a district or municipality receives under M.G.L. c. 70. (MA DESE)

Reporting Requirements Data required by the Department to determine compliance, calculate tuition payments, aid, or reimbursements, or meet state or federal mandates. Required data shall be maintained in accordance with 603 CMR 10.00 and Department guidelines and provided to the Department in a form or through an electronic data transfer method established by the Department. (MA DESE)

Requisition Form used by the requesting department when ordering products and services from external vendors. This document generates a Purchase Order.

Revolving Fund Allows a community to raise revenues from a specific service and use those revenues without appropriation to support the service. For departmental revolving funds, MGL Ch. 44 §53E½ stipulates that each fund must be re-authorized each year at annual town meeting or by city council action, and that a limit on the total amount that may be spent from each fund must be established at that time. The aggregate of all revolving funds may not exceed ten percent of the amount raised by taxation by the city or town in the most recent fiscal year, and no more than one percent of the amount raised by taxation may be administered by a single fund. Wages or salaries for full-time employees may be paid from the revolving fund only if the fund is also charged for all associated fringe benefits.

School Choice A program that allows a parent to enroll his or her child in a school district that is not the child's home district. Every year the school committee in each school district decides whether it will accept new enrollments under this program and, if so, in what grades. (MA DESE)

Single Audit Act For any community that expends $750,000 or more per year in federal grant awards, the Single Audit Act establishes audit guidelines that reduce to only one the number of annual audits to be completed to satisfy the requirements of the various federal agencies from which grants have been received.

Specialized Transportation A modified transportation service not normally provided for regular day students, designed to meet the special needs of a student for whom an individualized educational plan has been developed in accordance with M.G.L. c. 71B, § 14, and 603 CMR 28.00. (MA DESE)

Stabilization Fund A fund designed to accumulate amounts for capital and other future spending purposes, although it may be appropriated for any lawful purpose (MGL c. 40 § 5B). Communities may establish one or more stabilization funds for different purposes and may appropriate any amounts into them. A two-thirds vote of town meeting or city council is required to establish, amend the purpose of, or appropriate money from a stabilization fund. A majority vote of town meeting or city council is required to appropriate money into a stabilization fund.

Student Opportunity Act The Student Opportunity Act, (SOA) signed into law on Nov. 26, 2019 (Chapter 132 of the Acts of 2019) provides a major infusion of new funding to Massachusetts public schools. The act is the most significant update of the state education funding system since the Massachusetts Education Reform Act was enacted in 1993. The primary beneficiaries will be low-income students, students of color and English learners who have been left behind by the outdated system.

Tax Rate The amount of property tax stated in terms of a unit of the municipal tax base; for example, $14.80 per $1,000 of assessed valuation of taxable real and personal property.

Trust Fund In general, a fund for money donated or transferred to a municipality with specific instructions on its use. As custodian of trust funds, the treasurer invests and expends such funds as stipulated by trust agreements, as directed by the commissioners of trust funds, or by town meeting. Both principal and interest may be used if the trust is established as an expendable trust. For nonexpendable trust funds, only interest (not principal) may be expended as directed.

Tydings Amendment The Education Department General Administrative Regulations (EDGAR) allows grantees to carryover for one additional year any Federal education funds that were not obligated in the period for which they were appropriated. For grants that are forward-funded, grantees can have up to 27 months to obligate appropriated funds beginning as early as July 1 of the Federal fiscal year. (US DOE)

Unfunded Mandate A requirement imposed by law, regulation, or order without underlying financial support, thereby resulting in direct or indirect costs to the body made responsible for its implementation.

Uniform Procurement Act MGL c. 30B establishes uniform procedures for local government to use when contracting for supplies, equipment, services, and real estate.

Warrant An authorization for an action. For example, a town meeting warrant establishes the matters that may be acted on by that town meeting. A treasury warrant authorizes the treasurer to pay specific bills. The assessors' warrant authorizes the tax collector to collect taxes in the amount and from the persons listed, respectively.

Zero Based Budget A budget building technique where each department begins at zero and adds the cost of essential programs up to an established funding limit. Each year the process begins again at zero prompting scrutiny and prioritization of costs annually.

Education Acronyms

Education has several commonly used acronyms on the federal, state, and local level. Although not an exhaustive list, below are the most used and those found throughout the budget document.

9C Refers to Section 9C of Chapter 29 of the Massachusetts General Laws which requires that when projected revenue is less than projected spending, the Governor must act to ensure that the budget is brought into balance.
30B Refers to Chapter 30B of the Massachusetts General Laws which govern competitive quotes and bidding for goods and services
403B Like a 401k in the private sector, a regulation allowing pre-tax deductions of savings by a school employee for use in retirement
457 Like a 403B, a regulation allowing pre-tax deductions of savings by a municipal employee for use in retirement
504 Section 504 of the Rehabilitation Act of 1972 is a statute that prohibits discrimination against individuals with disabilities.
ACP Advanced College Placement
ACT American College Test
ACTFL American Council on the Teaching of Foreign Languages
ADA American with Disabilities Act
Advisory Advisory Committee
AESOP Automated Substitute Placement & Absence Management
ALICE Alert, Lockdown, Inform, Counter, Evacuate
AP Advanced Placement, a curriculum sponsored by College Board
APE Adaptive Physical Education
ARRA American Recovery and Reinvestment Act of 2009
ARC Academic Resource Center
ARP American Rescue Plan of 2021 (COVID Related)
ARP ESSER Elementary and Secondary School Emergency Relief fund authorized under section 2001 of the American Rescue Plan Act of 2021
ASBO Association of School Business Officials
ASCD Association for Supervision and Curriculum Development
AT Assistive Technology
AUP Acceptable Use Policy
BCBA Board Certified Behavioral Analyst
BESA Board of Special Education Appeals
BYOL Bring Your Own Laptop
CARES (ESSER I) Coronavirus Aid, Relief, and Economic Security Act (COVID Related) (ESSER I)
CRRSA (ESSER II) Coronavirus Response and Relief Supplemental Appropriations (COVID Related) (ESSER II)
CB Circuit Breaker – state reimbursement program for extraordinary special education costs
CBA Collective Bargaining Agreement
CAFR Comprehensive Annual Financial Report
CFR Code of Federal Regulations

Chapter 70	State Education Aid
CIP	Capital Improvement Program
CMR	Code of Massachusetts Regulations
CNI or C&I	Curriculum and Instruction
COBRA	Consolidated Omnibus Budget Reconciliation Act
COLA	Cost of Living Adjustment
COVID-19	Coronavirus Disease 2019
CP	College Placement
CvRF	Coronavirus Relief Fund School Reopening Grant
CY	Current Year or Calendar Year
DELC	Diversity and Equity Leadership Council
DESE	Massachusetts Department of Elementary and Secondary Education
DCAM	Division of Capital Asset Management
DCAP	District Curriculum Accommodation Plan
DE&I	Diversity, Equity, and Inclusion
DI	Differentiated Instruction
DLS	Department of Revenue, Division of Local Services
DOR	Department of Revenue
DPH	Massachusetts Department of Public Health
DSP	Directed Support Program
EDGAR	Education Department General Administrative Regulations
EEOA	Equal Educational Opportunities Act of 1974
EIN	Employer Identification Number
ELA	English Language Arts
EL	English Learners
ELD	English Language Development
ELE	English Language Education
ESEA	Elementary Secondary Education Act
ESSA	Every Student Succeeds Act of 2016
ESSER I	Elementary and Secondary School Emergency Relief Fund authorized under Section 18003 of Division B of the Coronavirus Aid Relief and Economic Security (CARES) Act (COVID Related)
ESSER II	Elementary and Secondary School Emergency Relief Fund authorized under Section 313 of the Coronavirus Response and Relief Supplemental Appropriations (CRRSA) (COVID Related)
EOYR	End of Year Report
EPIMS	Educator Personnel Information Management System
E-RATE	Schools and Libraries Program of the Universal Service Fund, which is administered by the Universal Service Administrative Company under the Federal Communications Commission
ESSA	Every Student Succeeds Act
ESL	English as a Second Language
ESY	Extended School Year
F-1	A nonimmigrant visa for those wishing to study in the United States
FEL	Former English Learner
FAPE	Free Appropriate Public Education
FERPA	Family Education Rights and Privacy Act
FFCRA	Families First Coronavirus Response Act
FF&E	Furniture, Fixtures and Equipment
FLES	Foreign Language in Elementary Schools

FMD	Facilities Management Department
FOIA	Freedom of Information Act
FTE	Full-Time Equivalent
FY	Fiscal Year (July 1 through June 30)
FFY	Federal Fiscal Year (October 1 through September 30)
FWMI	Friends of Wellesley METCO
GAAP	Generally Accepted Accounting Procedures
GED	General Equivalency Diploma
GFOA	Government Finance Officers Association
GPA	Grade Point Average
HIPAA	Health Insurance Portability and Accountability Act of 1996
HQT	Highly Qualified Teacher
HR	Human Resources
IDEA	Individuals with Disabilities Education Improvement Act (94-142)
IEP	Individualized Education Program
IFB	Invitation for Bid
IG	Inspector General
J-1	A non-immigrant visa category is for individuals approved to participate in study-based exchange visitor programs
K-12	Kindergarten through 12th Grade
LBC	Language Based Classroom
LEA	Local Education Agency
LEAP	Leading Educational Access Project
LEP	Limited English Proficient
LOOK Act	Language Opportunities for our Kids (Chapter 138 of the Acts of 2017)
LRE	Least Restrictive Environment
MASBO	Massachusetts Association of School Business Officials
MAPPO	Massachusetts Association of Public Purchasing Officials
MAPT	Massachusetts Association of Pupil Transportation
MASC	Massachusetts Association of School Committees
MASS	Massachusetts Association of School Superintendents
MCAS	Massachusetts Comprehensive Assessment System
METCO	Metropolitan Council for Educational Opportunity
MFSAB	Multi-Function School Activity Bus
MGL	Massachusetts General Laws
MMA	Massachusetts Municipal Association
MOA	Memorandum of Agreement
MOE	Maintenance of Effort (Special Education)
MOU	Memorandum of Understanding
MSBA	Massachusetts School Building Authority
MTEL	Massachusetts Tests for Educator Licensure
MTRB	Massachusetts Teachers Retirement Board
MTRS	Massachusetts Teachers Retirement Service
MTSS	Multi-Tiered Systems of Support
NCES	National Center for Educational Statistics
NCTE	National Council of Teachers of English
NEASC	New England Association of Schools and Colleges
NESDEC	New England School Development Council

NRC	Natural Resource Commission
NSLP	National School Lunch Program
NSS	Net School Spending
OCR	Office of Civil Rights
OECD	Organization for Economic Co-Operation and Development
OOD	Out of District Placement
OPEB	Other Post-Employment Benefits
OT	Occupational Therapist; Occupational Therapy
PAWS	Preschool at Wellesley Schools
PBC	Permanent Building Committee
PBL	Project or Problem Based Learning
PD	Professional Development
PDP	Professional Development Points
PERAC	Massachusetts Public Employee Retirement Administration Commission
PISA	Programme for International Student Assessment
PO	Purchase Order
POG	Profile of a Graduate
POPS	(Wellesley) Parents of Performing Students
PPE	Per Pupil Expenditure
PSAS	(Wellesley) Parents Supporting Art Students
PSAT	Preliminary Scholastic Aptitude Test/National Merit Scholarship Qualifying Test
PT	Physical Therapist; Physical Therapy
PTO	Parent-Teacher Organization
PTSO	Parent-Teacher Student Organization
PY	Prior Year
RAO	Records Access Officer
REC	Recreation Enrichment Classes
RETELL	Rethinking Equity and Teaching for English Language Learners
RIF	Reduction in Force
RLS	Remote Learning School
RtI	Response to Intervention
RVT	Regional Vocational-Technical School
SAA	Student Activity Account
SAC	School Advisory Council
SAT	Scholastic Aptitude Test
SAO	Student Opportunity Act (Chapter 132 of the Acts of 2019)
SB	Select Board (formerly Board of Selectmen)
SBC	School Building Committee
SBRC	Standards Based Report Cards
Sch. Comm./SC	School Committee
SCI	Sheltered Content Instruction
SEI	Sheltered English Immersion
SEL	Social Emotional Learning
SEVIS	Student and Exchange Visitor Program
SIP	School Improvement Plan
SIMS	Student Information Management System
SLA	Second Language Acquisition
SLD	Specific Learning Disability

SEPAC	Special Education Parent Advisory Committee
SfSS	Systems for Student Success Initiative
SLIFE	Students with Limited or Interrupted Formal Education
SLP	Speech and Language
SNAP	Supplemental Nutrition Assistance Program
SPEC. ED.	Special Education
SRO	School Resource Officer
SST	Student Support Teams
STEM	Science, Technology, Engineering, and Mathematics
STEAM	Science, Technology, Engineering, Art, and Mathematics
SY	School Year
T&L	Teaching and Learning
UDL	Universal Design for Learning
UMAS	Uniform Massachusetts Accounting System
USDA	United States Department of Agriculture
WCCC	Wellesley Community Children's Center
WEF	Wellesley Education Foundation
WIDA	World-Class Instructional Design and Assessment
WMLP	Wellesley Municipal Light Plant
WPAC	Wellesley Parent Advisory Council
WSHG	West Suburban Health Group
WOW	World of Wellesley
WPS	Wellesley Public Schools

Appendix A
Staffing Development

WELLESLEY PUBLIC SCHOOLS
Learning • Caring • Innovating

Staffing Development

Staffing Budget

The salary and other compensation components of the budget includes salaries for all staff. Full time equivalency (FTE) is tracked for all regular employees but not for on-call or temporary employees, such as daily substitute teachers or athletic coaches. Regular employees are further defined and fall under one of seven categories:

- *Supervisory:* The supervisory category includes principals, assistant principals, department heads, directors, and the senior staff of central office administrators. Directors and department heads who are assigned teaching responsibilities have the associated teaching FTE in the Teachers category.
- *Teachers:* The teacher category includes all classroom teachers including special educators.
- *Professional Support:* The professional support category includes educational technology specialists, guidance counselors, librarians, nursing services, occupational therapists, physical therapists, speech and language therapists, psychologists, curriculum specialists and METCO coordinators.
- *Classroom and Other Teaching Support:* The classroom and other teaching support category includes teaching assistants, paraprofessionals, English language learner tutors, computer technicians, student supervisors, and athletic trainers.
- *Administrative Support:* The administrative support category includes secretarial and clerical staff as well as administrative assistants.
- *Operations:* The operations category includes business office staff, van drivers and attendants.
- *On-Call and Temporary:* The on-call and temporary category includes substitutes, part-time coaches, and club advisors.

The five (5) collective bargaining agreements are in effect through June 30, 2022. The figures represented in this section are based on the current lane and anticipated step for fiscal year 2023. The salary tables are based on the fiscal year 2022 amounts until successor agreements are in place. A salary reserve has been funded with an estimated amount needed to cover the expected contractual increases.

The following table provides a comparison of FTEs and cost by category.

Salary and Other Compensation for School Staff

Description	FY'22 Adj. Budget FTE	FY'22 Adj. Budget Salaries	FY'23 Voted FTE	FY'23 Voted Salaries	% Increase over FY'22
Senior Supervisory:					
Central office administrators, principals & assistants, administrative time of department heads & directors	46.60	$6,836,857	46.60	$6,898,245	0.90%
Teachers:					
Classroom teachers & special educators	401.93	$40,820,390	390.95	$42,039,872	2.99%
Professional Support:					
Librarians, guidance, counselors, nurses, therapists, psychologists, math, science & technology specialists, Out-of-District Coordinator	121.25	$12,443,066	127.85	$13,199,022	6.08%
Classroom & Other Teaching Support:					
Teaching & technology assistants, ELL tutors, paraprofessionals, computer technicians, student supervisors, athletic trainers	195.26	$6,943,462	193.56	$7,135,805	2.77%
Administrative Support:					
Secretaries, clerks, administrative assistants	37.24	$2,115,682	36.81	$2,141,350	1.21%
Operations:					
Business office staff, van drivers, attendants	21.91	$973,616	22.91	$1,096,916	12.66%
On Call / Temporary:					
Substitutes, tutors, part-time coaches, club advisors, etc.	2.74	$2,826,416	13.74	$2,706,221	(4.25%)
Sub-Total (Tax Impact):	**826.93**	**$72,959,489**	**832.42**	**$75,217,432**	**3.09%**
Other (Non-Tax Impact):					
Grant Funded Positions	39.41	$2,512,650	43.59	$2,217,100	(11.76%)
Revolving Fund Positions	2.50	$157,764	2.40	$150,138	(4.83%)
TOTAL:	**868.84**	**$75,629,903**	**878.41**	**$77,584,670**	**2.58%**

Calculating the Salary and Other Compensation Budget

Salary projections are one of the most important aspects of the budget development process. Salary and other compensation account for 88.69% of the total Wellesley Public Schools Voted Budget in FY'23. To calculate the salary and other compensation budget requests, staffing needs must first be calculated. Professional staffing need is determined based on enrollment projections and established professional staffing guidelines. Staff is assumed to be returning to work for the next school year, unless otherwise known. Using the current year staffing as a base, the salary and other compensation is generated as follows:

1. Employees on a partial or full leave of absence for school year 2021-2022 are expected to return to their prior or equivalent position unless written notice is received.

2. All employees not at the maximum step are advanced one step on their respective salary schedule.

3. Collective bargaining increases are applied to the salary table. All five (5) collective bargaining agreements[1] are in effect through the 2021-2022 school year. For fiscal year 2023, a salary reserve has been budgeted for anticipated costs associated with the successor agreements.

   Salary schedule adjustments are also made for staff not covered by a collective bargaining agreement, such as technology staff, instructional assistants, administrators and other.

4. Anticipated lane changes for professional staff are included in a salary reserve. By contract, teachers and other professional staff covered by the Wellesley Educator's Association Unit A contract must notify the Superintendent's Office in writing of their intent to advance to a higher educational level by November 1st of the current year to take effect the following year. Historically, not all individuals complete the requirements to advance to a new salary lane. The district budgets a reserve to cover approximately 50 professional staff at an estimated cost of $5,000 per employee.

5. Professional staff changes based on enrollment are calculated. For teachers and professional support staff, these positions are budgeted at a master's step 8 at an average salary of $76,254 based on the fiscal year 2022 salary schedule.

6. The district has included the benefit impact of proposed staffing changes. For planning purposes, the Town has provided us the following guidelines:

   a. Professional staff member: Add or subtract $20,000 per change in benefit eligible personnel; and
   b. Teaching Assistants and Paraprofessional staff members: Add or subtract $7,500 per change in benefit eligible personnel.

7. Salaries for staff known to be retiring, resigning, or taking a leave of absence are removed and replaced with the average salary noted above.

[1] The five collective bargaining agreements are: Wellesley Educators' Association (WEA) Unit A Teachers and Nurses Unit, Wellesley Educators' Association (WEA) Unit B Administrators Unit, Wellesley Educators' Association (WEA) Unit C, Wellesley Educators' Association (WEA) Unit D, and Wellesley Educators' Association (WEA) Unit E.

8. Salaries for substitute teachers, coaches, professional development workshops, stipends, etc. are determined.

9. A turnover assumption is determined. The turnover assumption is the estimated savings that the district will realize due to unanticipated retirements, resignations, and/or leaves of absence that occur after the budget is approved. The turnover savings is $650,000 for fiscal year 2023.

Full-Time Equivalency (FTE) and Headcount

Wellesley Public Schools provides information on both the full-time equivalency and headcount impacts. Full-time equivalency is the percent of whole an individual works. For instance, a position standard for many non-professional staff is based on 1,820 annual hours (260 days x 7 hours). An employee who works 910 annual hours in this type of position standard would be reported as a 0.50 FTE. The headcount is the distinct count of employees. For example, two employees who work 1,820 hours and 910 hours respectively, would be represented as 1.00 FTE/1 headcount and 0.50 FTE/1 headcount. A full review of the FY'23 Voted Budget breakout is included in this section. Below is a summary of the proposed changes in the General Fund:

FY'22 Baseline	**826.93 FTE**	**838.00 Headcount**
PAWS	0.62	0.00
Bates	(1.60)	(2.00)
Fiske	(1.20)	(1.00)
Hardy	1.40	2.00
Hunnewell	(5.23)	(6.00)
Sprague	(0.80)	0.00
Schofield	1.20	1.00
Upham	0.60	1.00
Wellesley Middle School	(0.60)	(1.00)
Wellesley High School	0.70	2.00
District	10.40	11.00
FY'23 Total	**832.42**	**844.00**
Difference	5.49	6.00

There are two significant changes impacting both the FTE and headcount in FY'23. First, the Hunnewell Elementary School will be under construction for school year 2022-2023 and school year 2023-2024. Hunnewell students will be moved into swing space. While some positions have been maintained (Principal, School Secretary, Nurse, and Librarian), other positions are eliminated due to an overall decline in elementary enrollment and/or the reduction of one (1) elementary school – moving from seven (7) to six (6) for 18 months. Provided the project is on schedule, Hunnewell will reopen in February 2024 putting the district back to seven (7) elementary schools from February 2024 to June 2024. In September 2024, we anticipate the new Hardy building opening and Upham closing thus permanently returning the district to six (6) elementary schools. Second, substitute teachers provide critical services to the district. These individuals cover teacher absences for short periods of time. Even before the COVID pandemic, maintaining a pool of qualified individuals has been challenging. Most substitutes work for multiple districts often taking assignments based on preference and pay rates. To attract, hire and retain a group of qualified substitutes, the district has proposed hiring eleven (11) permanent substitutes. The permanent substitute pool would be distributed based on need and overseen by the Director of Human Resources.

Salary Schedules

The Wellesley Educators' Association (WEA) represents staff members in Unit A which include classroom teachers, professional support, and school nurses. In Wellesley, as in most Massachusetts public schools, the system of "steps and lanes" has been used to recognize experience (step) and educational accomplishment (lane). When a teacher is hired, compensation is based on the number of years of teaching experience (step), as well as the level of college or post-college training achieved (lane). Under the terms of the present contract, there are sixteen (16) steps and four (4) lanes for members of the WEA Unit A.

Each year, a teacher advances to the next salary step until he or she reaches the top step, thereby receiving a pre-determined salary increase. Teachers who have attained a higher educational level by earning enough credits and have notified the Superintendent's Office of their intent to advance to a higher educational level by November 1 of the prior school year, receive a "lane" increase. Over time the steps have been equalized at a 4.17% increase for Steps 1 through 16. Teachers who change lanes receive an increase according to the level of the new degree. At each step, a lane advancement from bachelor's to master's is worth an additional 10.25% increase in compensation; from master's to Master's + 30 is worth 7.72%, and from Master's + 30 to Master's + 60 / Doctorate is worth 7.00%.[2]

Under the current teacher contract, teachers who have completed 20 years of teaching in Wellesley (which also necessarily means they are on the top step) receive an annual longevity payment of $3,128 or 3% of their base salary, whichever is less. Additional stipends are paid to teachers for responsibilities such as coaching a sport, running a student club, serving as a curriculum grade level or team leader, and others.

The tables below include the fiscal year 2022 salary schedule (Table A), a distribution chart detailing the current full-time equivalents (FTEs) in Unit A with new requests (Table B) and the costs associated by individual category (Table C) are provided below. As you will note, 58.27% of Wellesley's teachers are at the top step on the salary scale based on their professional experience and longevity with the district.

[2] Master's + 30 means that the teacher has successfully completed a master's degree and has received sufficient additional graduate semester credits from regionally accredited colleges or universities to total 60 graduate semester credits (including the 30 credits within the master's degree itself). Master's + 60 teachers have received 90 graduate semester credits.

Table A: Fiscal Year 2022 Salary Schedule

Step	Bachelor	Masters	Masters +30	Masters +60/PhD
1	$ 51,975	$ 57,301	$ 61,725	$ 66,040
2	$ 54,141	$ 59,688	$ 64,296	$ 68,792
3	$ 56,396	$ 62,174	$ 66,975	$ 71,658
4	$ 58,745	$ 64,766	$ 69,766	$ 74,645
5	$ 61,195	$ 67,465	$ 72,672	$ 77,756
6	$ 63,745	$ 70,276	$ 75,701	$ 80,995
7	$ 66,399	$ 73,203	$ 78,854	$ 84,371
8	$ 69,164	$ 76,254	$ 82,139	$ 87,888
9	$ 72,048	$ 79,432	$ 85,561	$ 91,547
10	$ 75,050	$ 82,742	$ 89,126	$ 95,364
11	$ 78,176	$ 86,189	$ 92,840	$ 99,335
12	$ 81,434	$ 89,781	$ 96,708	$ 103,474
13	$ 84,828	$ 93,521	$ 100,738	$ 107,786
14	$ 88,361	$ 97,417	$ 104,936	$ 112,278
15	$ 92,044	$ 101,475	$ 109,307	$ 116,956
16	$ 95,761	$ 105,575	$ 113,723	$ 121,680

The following table is the distribution of bargaining unit A FTEs in the fiscal year 2023 budget.

Table B: Distribution of Unit A Full Time Equivalents (FTEs)

Step	Bachelor	Masters	Masters +30	Masters +60/PhD	Total FTE	% of Whole
1	-	-	-	-	-	0.00%
2	-	0.50	1.00	-	1.50	0.29%
3	4.85	6.00	1.00	-	11.85	2.27%
4	1.80	9.00	2.00	1.00	13.80	2.64%
5	2.00	15.00	1.00	-	18.00	3.45%
6	3.00	4.60	2.00	-	9.60	1.84%
7	-	13.60	1.00	1.00	15.60	2.99%
8	-	17.22	7.70	2.80	27.72	5.31%
9	0.60	8.45	1.20	2.00	12.25	2.35%
10	2.60	9.40	4.80	5.00	21.80	4.18%
11	1.00	4.08	6.60	5.00	16.68	3.19%
12	1.00	7.50	2.50	6.00	17.00	3.26%
13	0.40	6.00	5.00	8.75	20.15	3.86%
14	-	4.90	5.50	4.00	14.40	2.76%
15	-	6.50	5.00	6.00	17.50	3.35%
16	4.00	64.95	71.30	164.00	304.25	58.27%
Total FTEs	**21.25**	**177.70**	**117.60**	**205.55**	**522.10**	
% of Whole	4.07%	34.04%	22.52%	39.37%		100.00%

Based on the fiscal year 2022 salary schedule currently in effect and the expected distribution of FTE's, Table C below represents the cost for Unit A members.

Table C: Fiscal Year Unit A Salary Costs

Step	Bachelor	Masters	Masters +30	Masters +60/PhD	Total $
1	$ -	$ -	$ -	$ -	$ -
2	$ -	$ 29,844	$ 64,296	$ -	$ 94,140
3	$ 273,521	$ 373,044	$ 66,975	$ -	$ 713,540
4	$ 105,741	$ 582,894	$ 139,532	$ 74,645	$ 902,812
5	$ 122,390	$ 1,011,975	$ 72,672	$ -	$ 1,207,037
6	$ 191,235	$ 323,270	$ 151,402	$ -	$ 665,907
7	$ -	$ 995,561	$ 78,854	$ 84,371	$ 1,158,786
8	$ -	$ 1,313,094	$ 632,470	$ 246,086	$ 2,191,651
9	$ 43,229	$ 671,200	$ 102,673	$ 183,094	$ 1,000,196
10	$ 195,130	$ 777,775	$ 427,805	$ 476,820	$ 1,877,530
11	$ 78,176	$ 351,651	$ 612,744	$ 496,675	$ 1,539,246
12	$ 81,434	$ 673,358	$ 241,770	$ 620,844	$ 1,617,406
13	$ 33,931	$ 561,126	$ 503,690	$ 943,128	$ 2,041,875
14	$ -	$ 477,343	$ 577,148	$ 449,112	$ 1,503,603
15	$ -	$ 659,588	$ 546,535	$ 701,736	$ 1,907,859
16	$ 383,044	$ 6,857,096	$ 8,108,450	$ 19,955,520	$ 35,304,110
Total $	**$ 1,507,831**	**$ 15,658,818**	**$ 12,327,016**	**$ 24,232,031**	**$ 53,725,696**

Table D: FY'23 Full-Time Equivalents (FTEs) and Headcount

The following tables provide a detailed view of the planned FTE and headcount changes based on the FY'23 Voted Budget.

WELLESLEY PUBLIC SCHOOLS

General Fund	Location	FY'22 Adjusted Budget		Enrollment Changes		Hunnewell/Swing Space		Level Service		Strategic Plan		Other Critical Needs		TOTAL ALL CATEGORIES	
		FTE	Headcount	FTE	Headcount	FTE	Headcount	FTE	Headcount	FTE	Headcount	FTE	Headcount	FTE	Headcount
FY'23 Voted Budget		**826.93**	**838.00**											**826.93**	**838.00**
9th Classroom	PAWS			0.22	-									0.22	-
Team Chair	PAWS							0.60	-					0.60	-
Paraprofessional	PAWS							(0.20)	-					(0.20)	-
Classroom Teacher	Bates			(2.00)	(2.00)									(2.00)	(2.00)
Classroom Teaching Assistant	Bates			(1.00)	(1.00)									(1.00)	(1.00)
Math Specialist Teacher	Bates									1.00	1.00			1.00	1.00
Math Paraprofessional	Bates									(0.60)	(1.00)			(0.60)	(1.00)
Building Teaching Assistant	Bates											1.00	1.00	1.00	1.00
Spanish Teacher	Fiske			(0.50)	(1.00)									(0.50)	(1.00)
Classroom Teacher	Fiske			(2.00)	(2.00)									(2.00)	(2.00)
Math Specialist Teacher	Fiske									1.00	1.00			1.00	1.00
Math Paraprofessional	Fiske									(0.70)	-			(0.70)	-
Building Teaching Assistant	Fiske											1.00	1.00	1.00	1.00
Math Specialist Teacher	Hardy									1.00	1.00			1.00	1.00
Math Paraprofessional	Hardy									(0.60)	(1.00)			(0.60)	(1.00)
Building Teaching Assistant	Hardy											1.00	1.00	1.00	1.00
Building Teaching Assistant	Hunnewell					(1.00)	(1.00)							(1.00)	(1.00)
Building Teaching Assistant	Hunnewell					(1.00)	(1.00)							(1.00)	(1.00)
Fitness and Health Teacher	Hunnewell					(0.60)	(1.00)							(0.60)	(1.00)
Lunch Monitor	Hunnewell					(0.43)	(1.00)							(0.43)	(1.00)
Performing Arts Teacher	Hunnewell					(0.70)	(1.00)							(0.70)	(1.00)
Visual Arts Teacher	Hunnewell					(0.50)	-							(0.50)	-
Spanish Teacher	Hunnewell					(1.00)	(1.00)							(1.00)	(1.00)
Classroom Teacher	Sprague			(2.00)	(2.00)									(2.00)	(2.00)
Math Specialist Teacher	Sprague									1.00	1.00			1.00	1.00
Math Paraprofessional	Sprague									(0.80)	-			(0.80)	-
Building Teaching Assistant	Sprague											1.00	1.00	1.00	1.00
Math Specialist Teacher	Schofield									1.00	1.00			1.00	1.00
Math Paraprofessional	Schofield									(0.80)	(1.00)			(0.80)	(1.00)
Building Teaching Assistant	Schofield											1.00	1.00	1.00	1.00
Classroom Teacher	Upham			(1.00)	(1.00)									(1.00)	(1.00)
Math Specialist Teacher	Upham									1.00	1.00			1.00	1.00
Math Paraprofessional	Upham									(0.40)	-			(0.40)	-
Building Teaching Assistant	Upham											1.00	1.00	1.00	1.00
Grade 8 (Half Team)	WMS			(2.00)	(2.00)									(2.00)	(2.00)
School Psychologist	WMS									0.40	-			0.40	-
Student Supervisor	WMS											1.00	1.00	1.00	1.00
Child Lab Teacher	WHS							0.10	-					0.10	-
Makerspace Teacher	WHS											0.20	1.00	0.20	1.00
Tech. Director	WHS											0.20	-	0.20	-
Dance Teacher	WHS											0.20	1.00	0.20	1.00
Permanent Substitutes	District							11.00	11.00					11.00	11.00
Math Paraprofessional	District					(0.60)								(0.60)	-
General Fund FY'23 Sub-Total		**826.93**	**838.00**	**(10.28)**	**(11.00)**	**(5.83)**	**(6.00)**	**11.50**	**11.00**	**2.50**	**3.00**	**7.60**	**9.00**	**832.42**	**844.00**

WELLESLEY PUBLIC SCHOOLS

External Funds		FY'22 Adjusted Budget		Enrollment Changes		Hunnewell/Swing Space		Level Service		Strategic Plan		Other Critical Needs		TOTAL ALL CATEGORIES	
FY'23 Voted Budget	Source	FTE	Headcount	FTE	Headcount	FTE	Headcount	FTE	Headcount	FTE	Headcount	FTE	Headcount	FTE	Headcount
METCO Grant (Fund 305)	State	10.00	10.00											10.00	10.00
ESSER Grant (Fund115)	Federal	1.00	1.00	(1.00)	(1.00)									-	-
ESSER Grant (Fund 115/119)	Federal	-	-							5.40	6.00			5.40	6.00
Special Ed. IDEA (Fund 240)	Federal	25.00	25.00											25.00	25.00
Early Childhood (Fund 262)	Federal	1.00	1.00											1.00	1.00
ARPA Early Child. (Fund 264)	Federal	0.22	-					(0.22)						-	-
Title I (Fund 305)	Federal	2.19	-											2.19	-
Child Lab Revolving	Fees	1.50	1.00					(0.10)						1.40	1.00
Facility Rental Revolving	Fees	1.00	1.00											1.00	1.00
External Funds FY'23 Sub-Total		**41.91**	**39.00**	**(1.00)**	**(1.00)**	**-**	**-**	**(0.32)**	**-**	**5.40**	**6.00**	**-**	**-**	**45.99**	**44.00**

All Funds		FY'22 Adjusted Budget		Enrollment Changes		Hunnewell/Swing Space		Level Service		Strategic Plan		Other Critical Needs		TOTAL ALL CATEGORIES	
FY'23 Voted Budget		FTE	Headcount	FTE	Headcount	FTE	Headcount	FTE	Headcount	FTE	Headcount	FTE	Headcount	FTE	Headcount
General Fund		826.93	838.00	(10.28)	(11.00)	(5.83)	(6.00)	11.50	11.00	2.50	3.00	7.60	9.00	832.42	844.00
Grant Funds		39.41	37.00	(1.00)	(1.00)	-	-	(0.22)	-	5.40	6.00	-	-	43.59	42.00
Revolving Funds		2.50	2.00	-	-	-	-	(0.10)	-	-	-	-	-	2.40	2.00
Total FY'23 Voted Budget		**868.84**	**877.00**	**(11.28)**	**(12.00)**	**(5.83)**	**(6.00)**	**11.18**	**11.00**	**7.90**	**9.00**	**7.60**	**9.00**	**878.41**	**888.00**

Appendix B
Enrollment

WELLESLEY PUBLIC SCHOOLS
Learning • Caring • Innovating

Enrollment

Each year the district submits enrollment statistics to the Massachusetts Department of Elementary and Secondary Education (DESE), referred to as the Student Information Management System (SIMS) report. According to the DESE:

Districts must report all students in the district between the ages of 3 and 21 who are:

- enrolled in the district, regardless of the reason;
- enrolled in a private special education school or collaborative (in state or out of state), for whom the district is financially responsible;
- not educated by the district, but have an active Individual Education Program (IEP) and receive special education services from the district (may include home-schooled students or students educated in private schools); and/or
- outplaced to Massachusetts Department of Youth Services or a correctional facility.

Districts should not include:

- home-schooled students (unless they receive special education services from the district);
- students attending private schools paid by their parent or guardian, (unless they receive special education services from the district);
- students enrolled only part-time;
- students in alternative/adult programs working toward their General Equivalency Diploma (GED); and/or
- students traveling abroad for the school year.

The October 1 student information is the basis of the SIMS enrollment report each fall. Using the most recent enrollment data, a projection is developed for the upcoming budget cycle (FY'23) and three additional years.

Several documents are included in this section of the FY'23 Voted Budget to provide data on our current enrollments as well as projections for FY'23 and beyond, as the level of enrollments most directly affects the budget with respect to staffing requirements and other costs. Enrollments are also a key factor in planning for major facility improvements and trends are used for determining the long-term facility needs.

Enrollment at the elementary level continues to decline following a peak enrollment in school year 2008-2009 of 2,480. In the past fourteen (14) years, elementary enrollment has declined by 698 students. In addition to Wellesley's annual enrollment projections, the district contracts with an independent demographer every 3-5 years to test the projection assumptions. The recent studies include:

- McKibben Demographics /Cropper GIS – March 2013
- Future Think – July 2016
- Future Think – January 2020

The studies conducted over the past nine years have all projected enrollment decline in the upcoming 10-year period. Below is a summary of the projected change in enrollment based on these studies:

- McKibben Demographics /Cropper GIS – March 2013
  - Actual Date: 2008-2009 (4,799 Total Students)
  - Projection End Date: school year 2022-2023 (4,297 Total Students)
  - Projected Enrollment Decline (2008 – 2023):
    - Elementary: Loss of 569 students or -22.93%

        - Middle: Loss of 48 students or -4.53%
        - High: Increase of 115 students or 9.14
        - Districtwide: Loss of 502 students or -10.46%

- Future Think – July 2016
    - Actual Date: 2015-2016 (4,975 Total Students)
    - Projection End Date: school year 2025-2026 (4,466 Total Students)
    - Projected Enrollment Decline (2015 – 2026):
        - Elementary: Loss of 209 students or -9.06%
        - Middle: Loss of 143 students or -12.4%
        - High: Loss of 107 students or -7.06%
        - Districtwide: Loss of 509 students or -10.23%

- Future Think – January 2020
    - Actual Date: 2019-2020 (4,758 Total Students)
    - Projection End Date: school year 2029-2030 (4,189 Total Students)
    - Projected Enrollment Decline (2019-2030):
        - Elementary: Loss of 183 students or -8.74%
        - Middle: Loss of 255 students or -21.89%
        - High: Loss of 131 students or -8.74%
        - Districtwide: Loss of 569 students or -11.96%

- Key Factors of All Projections
    - Birth Rates
        - Decline in the Wellesley Birth Rate (52.73% decline between 2007 and 2017)
        - Wellesley birth rate was 260 births in 2005 versus 165 in 2017
        - Massachusetts birth rate declined (0.33% decline between 2007 and 2017)
    - Out Migration (Future Think 2020 Study)
        - Overall population likely to increase in Town (2% over 5 years)
        - School age population projected to decline (-2.2% for 0–18-year-old)

Because of a long-term decline in elementary enrollment, the Town developed a plan to replace three elementary schools (Hardy, Hunnewell and Upham or HHU) with two new, larger buildings (Hunnewell and Hardy) with Upham closing once the two building projects are complete. The School Committee has voted to recommend rebuilding the third school when enrollment reverses trend and reaches a specific target. These decisions were a result of the data presented by the district's own enrollment projections and the validation of the data through three separate independent studies over the last decade.

Changes in enrollment have a direct impact on the district's budget. Here is a summary of typical financial changes related to a change in enrollment:

Grade Level	Change in Staff/Health Benefits Based on Grade Level Changes
Kindergarten	One section = 1 Teacher + Health Benefits and 1 Teaching Assistant + Health Benefits
Grade 1 – Grade 5	One section = 1 Teacher + Health Benefits
Grade 6	One House = 4 Teachers + Health Benefits (1 each Math, Science, ELA, Soc. Studies) Half House = 2 Teachers + Health Benefits (0.5 each Math, Science, ELA, Soc. Studies)

Grade Level	Change in Staff/Health Benefits Based on Grade Level Changes
Grade 7	One Cluster = 4 Teachers + Health Benefits (1 each Math, Science, ELA, Soc. Studies) Half Cluster = 2 Teachers + Health Benefits (0.5 each Math, Science, ELA, Soc. Studies)
Grade 8	One Team = 4 Teachers + Health Benefits (1 each Math, Science, ELA, Soc. Studies) Half Team = 2 Teachers + Health Benefits (0.5 each Math, Science, ELA, Soc. Studies)
Grade 9 – Grade 12	Dependent on the course and meeting frequency

Below is a table of the elementary section changes and the estimated financial impact based on the average teacher salary for the year of the reduction. The costs are based only on the overall number of sections

School Year	Number of Elem. Sections	Change from Previous Year	Ave. Salary and Benefit Cost	Average Cost/(Savings)
SY'22-23	94	(7)	$76,254 + $20,000	($673,778)
SY'21-22	101	(2)	$76,254 + $20,000	($192,508)
SY'20-21	103	(4)	$74,759 + $20,000	($379,036)
SY'19-20	107	0	$73,293 + $20,000	$0
SY'18-19	107	(2)	$71,856 + $20,000	($183,712)
SY'17-18	109	(1)	$70,794 + $20,000	($90,794)
SY'16-17	110	(3)	$69,748 + $20,000	($269,244)
SY'15-16	113	(2)	$68,717 + $20,000	($177,434)
SY'14-15	115	(2)	$66,701 + $20,000	($173,402)
SY'13-14	117	1	$65,393 + $20,000	$85,393

Wellesley birth data, as reported by the Massachusetts Department of Public Health (MA DPH), demonstrates the declining trend on the number of live births for the Town of Wellesley. Below is a brief history of the birth data:

Birth Year	Wellesley Live Births
2012	220
2013	209
2014	220
2015	208
2016	175
2017[1]	165

Birth data is tracked each year as part of the annual enrollment report as it is an indicator for enrollment in kindergarten five (5) years later.

On an annual basis, the district prepares and submits the School Attending Report[2] to the Massachusetts Department of Elementary and Secondary Education (MA DESE). This report cross-references the town census data with the school student information system to determine the number of students who are school aged and do not attend Wellesley Public Schools. Below is a summary of the last ten (10 years):

[1] Calendar year 2017 is the most recent data available through the MA DPH (Department of Vital Records) as of December 27, 2021.
[2] The School Attending Report includes the following data elements: Local Public Schools, Academic Regional, Vocational/Technical, Collaboratives, Charter Schools, Out-of-District Public Schools, Home Schooled, In State Private and Parochial Schools and Out-of-State Private and Parochial Schools.

Reporting Year	Number of Resident Students Not Enrolled in WPS	% of Resident Students Not Enrolled in WPS	Number of Resident Children in Private or Parochial	% of Resident Students in Private or Parochial
2012	1,089	18.8%	1,067	18.5%
2013	1,198	20.3%	1,183	20.1%
2014	1,187	20.0%	1,162	19.6%
2015	1,195	20.1%	1,174	19.7%
2016	1,207	20.2%	1,152	19.3%
2017	1,246	21.0%	1,224	20.6%
2018	1,245	21.0%	1,215	20.5%
2019	1,218	20.8%	1,190	20.3%
2020	1,218	21.1%	1,190	20.6%
2021	1,320	24.3%	1,230	22.6%

The chart below provides a historical view of enrollment by level (FY'09 – FY'21), the current year (FY'22), and projected for the next four years (FY'23 – FY'26) shown as FY'xxP.

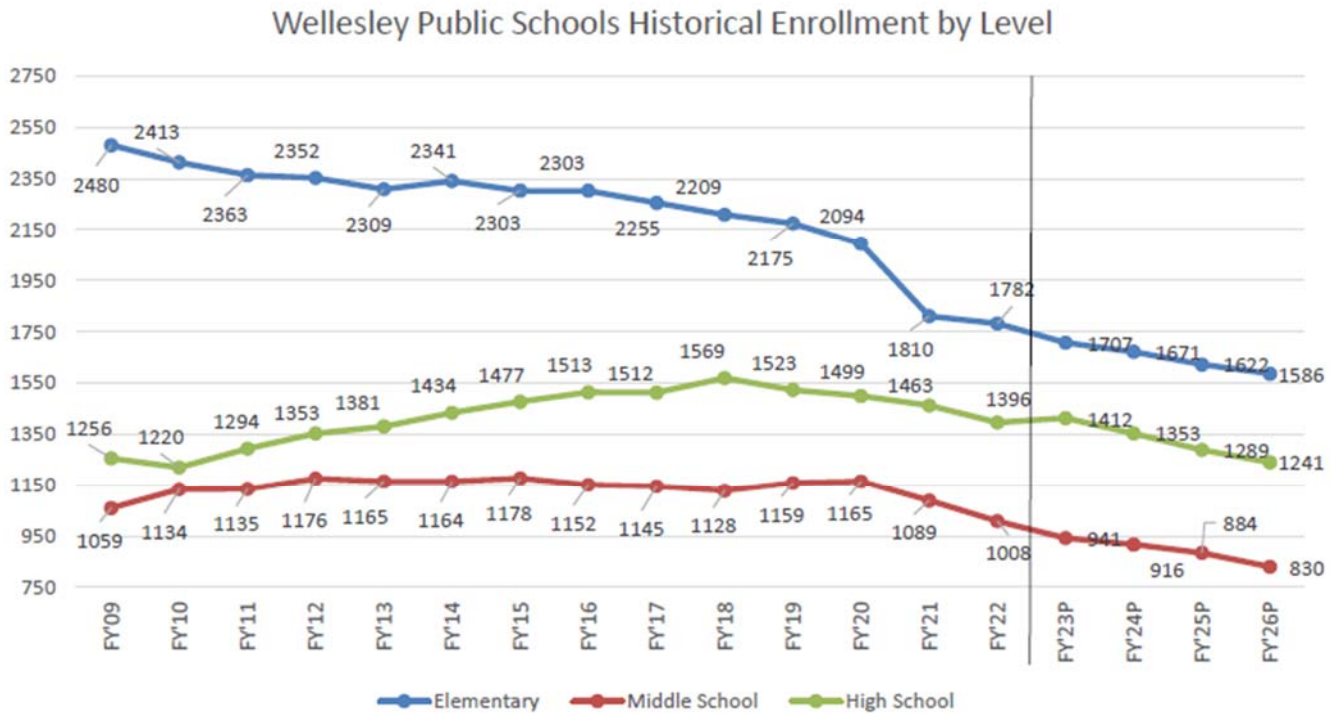

The enrollment report tables in this section include the following:

- ✓ *K-12 Students Enrolled In-District:*
  Information provided for actual and projected enrollment by grade level for kindergarten through grade 12 students. Actual data is based on October 1, 2020 and 2021 submissions by the Wellesley Public Schools. The grade level totals include children of Wellesley residents and non-resident students who attend the Wellesley Public Schools.

- ✓ *All Student Enrollment:*
  Information provided for all in-district students (including pre-school), out of district special education placements, and resident students who receive services in the public schools but do not attend the schools.

- ✓ *Elementary Classroom Configuration:*
  Information is provided on each kindergarten to grade 5 class section by school. Class size guidelines are 18-22 students in grades kindergarten through grade 2 and 22-24 students in grades 3 through 5. Sections with class sizes above guideline are highlighted yellow while sections with class sizes under guideline are highlighted green.

- ✓ *Cohort Movement:*
  Information provided on the cohort movement by grade level each year. Historical grade level movement ratios are used to project future enrollments.

- ✓ *District Enrollment History and Projections:*
  Information provided on the actual enrollment by grade level and projected enrollment for school year 2008/2009 through school year 2025/2026.

The full enrollment report and presentation to the School Committee is available on the Wellesley Public Schools web site (School Committee Meeting Documents – November 2, 2021). The school year 2022-2023 enrollment projection is 4,060 students in kindergarten through grade 12. This represents an expected decrease of 126 students from the October 1, 2021 count.

WELLESLEY
PUBLIC SCHOOLS

Students Enrolled In-District Summary: October 1, 2021

Grade	2020-21 Actual	2021-22 Projected	**2021-22 Actual as of 10/1/21**	Difference from Projection	% Difference from Projection	Projected Cohort Change	Actual Cohort Change
K	219	312	287	(25)	-8.0%		
1	281	302	257	(45)	-14.9%	83	38
2	315	349	288	(61)	-17.5%	68	7
3	340	339	308	(31)	-9.1%	24	(7)
4	332	358	320	(38)	-10.6%	18	(20)
5	323	344	322	(22)	-6.4%	12	(10)
Elementary Total	**1,810**	**2,004**	**1,782**	**(222)**	**-11.1%**		
6	334	316	315	(1)	-0.3%	(7)	(8)
7	382	326	323	(3)	-0.9%	(8)	(11)
8	373	377	370	(7)	-1.9%	(5)	(12)
MS Total	**1,089**	**1,019**	**1,008**	**(11)**	**-1.1%**		
9	363	367	342	(25)	-6.8%	(6)	(31)
10	367	364	357	(7)	-1.9%	1	(6)
11	340	362	361	(1)	-0.3%	(5)	(6)
12	393	341	336	(5)	-1.5%	1	(4)
HS Total	**1,463**	**1,434**	**1,396**	**(38)**	**-2.6%**		
Grade K - Grade 12 Total	**4,362**	**4,457**	**4,186**	**-271**	**-6.1%**		

Elementary Breakout	K	Grade 1	Grade 2	Grade 3	Grade 4	Grade 5	**Total**
Bates	49	38	43	55	49	49	**283**
Fiske	44	36	48	47	36	54	**265**
Hardy	34	33	34	36	35	41	**213**
Hunnewell	34	36	33	41	41	33	**218**
Schofield	56	59	59	50	63	48	**335**
Sprague	39	34	47	53	65	65	**303**
Upham	31	21	24	26	31	32	**165**
Total	**287**	**257**	**288**	**308**	**320**	**322**	**1,782**

WELLESLEY
PUBLIC SCHOOLS

All Student Enrollment: October 1, 2021

GRADE LEVEL	IN-DISTRICT	OUT OF DISTRICT	PRIVATE SCHOOL STUDENTS RECEIVING SERVICES	DISTRICT TOTAL
Pre-Kindergarten	**94**	**1**	**8**	**103**
Kindergarten	287	1	5	293
Grade 1	257	1	3	261
Grade 2	288	0	6	294
Grade 3	308	1	5	314
Grade 4	320	3	9	332
Grade 5	322	1	4	327
Elementary Total	**1,782**	**7**	**32**	**1,821**
Grade 6	315	1	6	322
Grade 7	323	4	9	336
Grade 8	370	8	4	382
Middle School Total	**1,008**	**13**	**19**	**1,040**
Grade 9	342	4	6	352
Grade 10	357	9	9	375
Grade 11	361	1	9	371
Grade 12	336	11	7	354
High School Total	**1,396**	**25**	**31**	**1,452**
Beyond Grade 12	**11**	**10**	**0**	**21**
DISTRICT TOTAL	**4,291**	**56**	**90**	**4,437**

WELLESLEY PUBLIC SCHOOLS

Elementary Classroom Configuration

Grade Level	Bates Sections	Fiske Sections	Hardy Sections	Hunnewell Sections	Schofield Sections	Sprague Sections	Upham Sections	TOTAL
K	16	22	17	16	18	20	15	287
	17	22	17	18	19	19	16	
	16				19			
K TOTAL	49	44	34	34	56	39	31	
1	19	18	17	18	20	17	11	257
	19	18	16	18	20	17	10	
					19			
1 TOTAL	38	36	33	36	59	34	21	
2	22	16	16	16	20	16	13	288
	21	17	18	17	20	16	11	
		15			19	15		
2 TOTAL	43	48	34	33	59	47	24	
3	19	16	18	20	17	17	13	308
	18	16	18	21	18	18	13	
	18	15			15	18		
3 TOTAL	55	47	36	41	50	53	26	
4	17	19	17	21	21	23	16	320
	16	17	18	20	21	22	15	
	16				21	20		
4 TOTAL	49	36	35	41	63	65	31	
5	17	19	20	17	16	23	16	322
	15	19	21	16	16	23	16	
	17	16			16	19		
5 TOTAL	49	54	41	33	48	65	32	
Total Enr.	283	265	213	218	335	303	165	1,782
Teachers	16	15	13	12	18	16	13	103
Sections	16	15	12	12	18	16	12	101

Grade Level Guidelines

Grades K-2	18-22
Grades 3-5	22-24

Sections Under Guideline
Sections Over Guideline
No Section

WELLESLEY PUBLIC SCHOOLS

Cohort Movement: October 1, 2021

School Year	K	1	2	3	4	5	6	7	8	9	10	11	12	Total
07-08	393	**409**	428	**395**	399	**382**	380	**319**	357	**303**	303	**329**	281	**4,678**
08-09	**394**	422	**415**	446	**398**	405	**368**	376	**315**	350	**292**	295	**319**	**4,795**
09-10	349	**413**	413	**404**	438	**396**	391	**360**	383	**296**	350	**284**	290	**4,767**
10-11	**353**	357	**416**	410	**401**	426	**396**	379	**360**	369	**295**	342	**288**	**4,792**
11-12	353	**381**	362	**437**	413	**406**	410	**382**	384	**346**	371	**298**	338	**4,881**
12-13	**352**	365	**389**	365	**433**	405	**381**	411	**373**	383	**341**	360	**297**	**4,855**
13-14	363	**386**	384	**399**	376	**433**	390	**371**	403	**360**	381	**335**	358	**4,939**
14-15	**334**	395	**398**	393	**409**	374	**423**	383	**372**	409	**357**	381	**330**	**4,958**
15-16	321	**365**	410	**405**	394	**408**	362	**416**	374	**384**	397	**355**	377	**4,968**
16-17	**345**	343	**375**	413	**393**	386	**392**	350	**403**	375	**383**	399	**355**	**4,912**
17-18	338	**353**	353	**374**	409	**382**	379	**393**	356	**397**	385	**384**	403	**4,906**
18-19	**324**	358	**358**	353	**373**	409	**394**	379	**386**	355	**405**	379	**384**	**4,857**
19-20	327	**331**	366	**359**	345	**366**	408	**382**	375	**376**	350	**393**	380	**4,758**
20-21	**219**	281	**315**	340	**332**	323	**334**	382	**373**	363	**367**	340	**393**	**4,362**
21-22	287	**257**	288	**308**	320	**322**	315	**323**	370	**342**	357	**361**	336	**4,186**

WELLESLEY PUBLIC SCHOOLS

District Enrollment History and Projection

Birth Year	2003	2004	2005	2006	2007	2008	2009	2010	2011	2012	2013	2014	2015	2016	**2017**	2018	2019	2020
Wellesley Birth Data	**318**	**274**	**260**	**273**	**252**	**252**	**215**	**241**	**204**	**220**	**209**	**220**	**208**	**175**	**165**	**183**	**183**	**183**
School Year	2008/09	2009/10	2010/11	2011/12	2012/13	2013/14	2014/15	2015/16	2016/17	2017/18	2018/19	2019/20	2020/21	2021/22	**2022/23**	2023/24	2024/25	2025/26
Grades	**ACTUAL**														**5-Year Ratio**	5-Year Ratio	5-Year Ratio	5-Year Ratio
Grade K	394	349	353	353	352	363	334	321	345	338	324	327	219	287	**259**	283	250	238
Grade 1	422	413	357	381	365	386	395	365	343	353	358	331	281	257	**296**	268	291	259
Grade 2	415	413	416	362	389	384	398	410	375	353	358	366	315	288	**260**	301	271	295
Grade 3	446	404	410	437	365	399	393	405	413	374	353	359	340	308	**283**	256	296	267
Grade 4	398	438	401	413	433	376	409	394	393	409	373	345	332	320	**299**	274	248	286
Grade 5	405	396	426	406	405	433	374	408	386	382	409	366	323	322	**311**	289	266	241
Grade 6	368	391	396	410	381	390	423	362	392	379	394	408	334	315	**316**	305	283	261
Grade 7	376	360	379	382	411	371	383	416	350	393	379	382	382	323	**307**	308	297	276
Grade 8	315	383	360	384	373	403	372	374	403	356	386	375	373	370	**319**	303	304	293
Grade 9	350	296	369	346	383	360	409	384	375	397	355	376	363	342	**358**	308	293	294
Grade 10	292	350	295	371	341	381	357	397	383	385	405	350	367	357	**342**	358	308	293
Grade 11	295	284	342	298	360	335	381	355	399	384	379	393	340	361	**351**	336	352	303
Grade 12	319	290	288	338	297	358	330	377	355	403	384	380	393	336	**361**	351	336	352
Total	**4,795**	**4,767**	**4,792**	**4,881**	**4,855**	**4,939**	**4,958**	**4,968**	**4,912**	**4,906**	**4,857**	**4,758**	**4,362**	**4,186**	**4,060**	**3,940**	**3,795**	**3,658**
Bates Elementary	393	391	404	396	387	395	384	391	379	372	357	335	284	283	273	265	247	239
Fiske Elementary	**380**	**371**	**373**	**355**	**334**	**335**	**345**	**342**	**335**	**298**	**291**	**295**	**264**	**265**	**243**	**263**	**277**	**291**
Hardy Elementary	312	292	296	311	329	305	305	309	308	295	287	256	224	213	193	190	178	159
Hunnewell Elementary	**335**	**307**	**303**	**302**	**297**	**301**	**290**	**269**	**251**	**248**	**260**	**254**	**228**	**218**	**228**	**217**	**220**	**218**
Schofield Elementary	379	372	356	342	344	365	348	368	368	377	382	374	336	335	334	312	303	273
Sprague Elementary	**423**	**427**	**400**	**402**	**395**	**397**	**398**	**397**	**392**	**383**	**366**	**355**	**317**	**303**	**268**	**255**	**225**	**230**
Upham Elementary	258	253	231	244	223	243	233	227	222	236	232	225	157	165	168	169	173	175
Wellesley Middle School	**1,059**	**1,134**	**1,135**	**1,176**	**1,165**	**1,164**	**1,178**	**1,152**	**1,145**	**1,128**	**1,159**	**1,165**	**1,089**	**1,008**	**941**	**916**	**884**	**830**
Wellesley High School	1,256	1,220	1,294	1,353	1,381	1,434	1,477	1,513	1,512	1,569	1,523	1,499	1,463	1,396	1,412	1,353	1,289	1,241
Grades K - 5 Total	2,480	2,413	2,363	2,352	2,309	2,341	2,303	2,303	2,255	2,209	2,175	2,094	1,810	1,782	1,707	1,671	1,622	1,586
Grades 6 - 8 Total	1,059	1,134	1,135	1,176	1,165	1,164	1,178	1,152	1,145	1,128	1,159	1,165	1,089	1,008	941	916	884	830
Grades 9 - 12 Total	1,256	1,220	1,294	1,353	1,381	1,434	1,477	1,513	1,512	1,569	1,523	1,499	1,463	1,396	1,412	1,353	1,289	1,241
Grand Total	**4,795**	**4,767**	**4,792**	**4,881**	**4,855**	**4,939**	**4,958**	**4,968**	**4,912**	**4,906**	**4,857**	**4,758**	**4,362**	**4,186**	**4,060**	**3,940**	**3,795**	**3,658**

Appendix C
Changes to the FY'22 Adjusted Budget

WELLESLEY PUBLIC SCHOOLS
Learning • Caring • Innovating

Changes to the FY'22 Adjusted Budget by Category

Changes to the FY22 Adjusted Budget

The changes to the FY'22 Adjusted Budget are highlighted throughout the document. In particular, each school narrative includes a table listing the changes by category. This section provides a summary of all of the FY'23 Voted Budget changes for the operating budget. The summary includes the following information:

- *Location:* The school location of the change. This corresponds to the narrative where additional information can be found.
- *Description:* A brief description of the change.
- *1x:* An "X" in this column indicates the change is for FY'23 only.
- *Architecture Category:* Each change is classified as level service, strategic plan, or other critical needs.
- *Salary/Non-Salary:* The amount of the change is placed in either a salary or non-salary column that corresponds with the architecture category (Level Service, Strategic Plan or Other Critical Needs) of the expense.
- *FTE:* Salary changes that have a full-time equivalency (FTE) impact are noted as a positive number for additions to the FTE total or a negative number for reductions to the FTE total.
- *Health:* If the change in salary/FTE will result in a health benefit impact, either positive or negative, the corresponding amount is listed in this column.
- *Dept:* The department code (320: Instruction, 330: Administration, 340: Operations, 360: Student Services) is noted based on the change listed.
- *Acct:* The account code that corresponds to the change is noted.

The changes to the FY'22 Adjusted Budget do not include the changes related to swing space. The Hunnewell swing space changes are included in Appendix D: Hunnewell Swing Space Impacts.

The following table provides the changes to the FY'22 Adjusted Budget.

WELLESLEY PUBLIC SCHOOLS

			Level Service			Strategic Plan			Other Critical Needs			TOTAL					
Location	Description	1X	Salary	Non-Salary	FTE	Salary	Non-Salary	FTE	Salary	Non-Salary	FTE	Salary	Non-Salary	FTE	Health	Dept	Acct
PAWS	9th Classroom (Loss of Federal Funds)		$ 18,534	$ -	0.22	$ -	$ -	-	$ -	$ -	-	$ 18,534	$ -	0.22	$ -	360	131-10-590-511150
PAWS	Increase Team Chair (0.4 FTE to a 1.0 FTE)		$ 45,752	$ -	0.60	$ -	$ -	-	$ -	$ -	-	$ 45,752	$ -	0.60	$ -	360	131-10-590-511150
PAWS	Revenue: Increased Tuition Offset		$ (182,896)	$ -	-	$ -	$ -	-	$ -	$ -	-	$ (182,896)	$ -	-	$ -	360	131-10-590-599999
PAWS	Paraprofessional Reduction		$ (6,823)	$ -	(0.20)	$ -	$ -	-	$ -	$ -	-	$ (6,823)	$ -	(0.20)	$ -	360	131-10-690-511260
PAWS	Steps, COLA and Other Salary Adj.		$ 2,568	$ -	-	$ -	$ -	-	$ -	$ -	-	$ 2,568	$ -	-	$ -	320	131-10-XXX-XXXXXX
PAWS	Steps, COLA and Other Salary Adj.		$ 105,574	$ -	-	$ -	$ -	-	$ -	$ -	-	$ 105,574	$ -	-	$ -	360	131-10-XXX-XXXXXX
	Sub-Total Funded:		***$ (17,291)***	***$ -***	***0.62***	***$ -***	***$ -***	***-***	***$ -***	***$ -***	***-***	***$ (17,291)***	***$ -***	***0.62***	***$ -***		
Bates	Math Specialist Teacher		$ -	$ -	-	$ 76,254	$ -	1.00	$ -	$ -	-	$ 76,254	$ -	1.00	$ 20,000	320	131-11-112-511175
Bates	Section Reduction due to Projected Enrollment (Teacher)		$ (152,508)	$ -	(2.00)	$ -	$ -	-	$ -	$ -	-	$ (152,508)	$ -	(2.00)	$ (40,000)	320	131-11-601-511150
Bates	Section Reduction due to Projected Enrollment (Teaching Assistant)		$ (27,125)	$ -	(1.00)	$ -	$ -	-	$ -	$ -	-	$ (27,125)	$ -	(1.00)	$ (7,500)	320	131-11-601-511250
Bates	Building Teaching Assistant		$ -	$ -	-	$ -	$ -	-	$ 27,549	$ -	1.00	$ 27,549	$ -	1.00	$ 7,500	320	131-11-601-511250
Bates	Steps, COLA and Other Salary Adj.		$ (29,256)	$ -	-	$ -	$ -	-	$ -	$ -	-	$ (29,256)	$ -	-	$ -	320	131-11-XXX-XXXXXX
Bates	School Adjustment Counselor (Benefits Only)		$ -	$ -	-	$ -	$ -	-	$ -	$ -	-	$ -	$ -	-	$ 20,000	360	131-11-960-511200
Bates	Steps, COLA and Other Salary Adj.		$ 27,959	$ -	-	$ -	$ -	-	$ -	$ -	-	$ 27,959	$ -	-	$ -	360	131-11-XXX-XXXXXX
	Sub-Total Funded:		***$ (180,930)***	***$ -***	***(3.00)***	***$ 76,254***	***$ -***	***1.00***	***$ 27,549***	***$ -***	***1.00***	***$ (77,127)***	***$ -***	***(1.00)***	***$ -***		
Fiske	Math Specialist Teacher		$ -	$ -	-	$ 76,254	$ -	1.00	$ -	$ -	-	$ 76,254	$ -	1.00	$ 20,000	320	131-12-112-511175
Fiske	Spanish: Reduction of 0.5 FTE (Enrollment)		$ (38,127)	$ -	(0.50)	$ -	$ -	-	$ -	$ -	-	$ (38,127)	$ -	(0.50)	$ (20,000)	320	131-12-503-511150
Fiske	Section Reduction due to Projected Enrollment (Teacher)		$ (152,508)	$ -	(2.00)	$ -	$ -	-	$ -	$ -	-	$ (152,508)	$ -	(2.00)	$ (40,000)	320	131-12-601-511150
Fiske	Building Teaching Assistant		$ -	$ -	-	$ -	$ -	-	$ 27,549	$ -	1.00	$ 27,549	$ -	1.00	$ 7,500	320	131-12-601-511250
Fiske	Steps, COLA and Other Salary Adj.		$ 70,223	$ -	-	$ -	$ -	-	$ -	$ -	-	$ 70,223	$ -	-	$ -	320	131-12-XX-XXXXXX
Fiske	Steps, COLA and Other Salary Adj.		$ 5,790	$ -	-	$ -	$ -	-	$ -	$ -	-	$ 5,790	$ -	-	$ -	360	13X-12-XXX-XXXXXX
	Sub-Total Funded:		***$ (114,622)***	***$ -***	***(2.50)***	***$ 76,254***	***$ -***	***1.00***	***$ 27,549***	***$ -***	***1.00***	***$ (10,819)***	***$ -***	***(0.50)***	***$ (32,500)***		
Hardy	Math Specialist Teacher		$ -	$ -	-	$ 76,254	$ -	1.00	$ -	$ -	-	$ 76,254	$ -	1.00	$ 20,000	320	131-13-112-511175
Hardy	Building Teaching Assistant		$ -	$ -	-	$ -	$ -	-	$ 27,549	$ -	1.00	$ 27,549	$ -	1.00	$ 7,500	320	131-13-601-511250
Hardy	Steps, COLA and Other Salary Adj.		$ (17,781)	$ -	-	$ -	$ -	-	$ -	$ -	-	$ (17,781)	$ -	-	$ -	320	131-13-XXX-XXXXXX
Hardy	School Adjustment Counselor (Benefits Only)		$ -	$ -	-	$ -	$ -	-	$ -	$ -	-	$ -	$ -	-	$ 20,000	360	131-13-960-511200
Hardy	Steps, COLA and Other Salary Adj.		$ 16,259	$ -	-	$ -	$ -	-	$ -	$ -	-	$ 16,259	$ -	-	$ -	360	13X-13-XXX-XXXXXX
	Sub-Total Funded:		***$ (1,522)***	***$ -***	***-***	***$ 76,254***	***$ -***	***1.00***	***$ 27,549***	***$ -***	***1.00***	***$ 102,281***	***$ -***	***2.00***	***$ 47,500***		
Hunnewell	Steps, COLA and Other Salary Adj.		$ 79,340	$ -	-	$ -	$ -	-	$ -	$ -	-	$ 79,340	$ -	-	$ -	320	131-14-XXX-XXXXXX
Hunnewell	Steps, COLA and Other Salary Adj.		$ 37,673	$ -	-	$ -	$ -	-	$ -	$ -	-	$ 37,673	$ -	-	$ -	360	13X-14-XXX-XXXXXX
	Sub-Total Funded:		***$ 117,013***	***$ -***	***-***	***$ -***	***$ -***	***-***	***$ -***	***$ -***	***-***	***$ 117,013***	***$ -***	***-***	***$ -***		
Sprague	Math Specialist Teacher		$ -	$ -	-	$ 76,254	$ -	1.00	$ -	$ -	-	$ 76,254	$ -	1.00	$ 20,000	320	131-15-112-511175
Sprague	Section Reduction due to Projected Enrollment (Teacher)		$ (152,508)	$ -	(2.00)	$ -	$ -	-	$ -	$ -	-	$ (152,508)	$ -	(2.00)	$ (40,000)	320	131-15-601-511150
Sprague	Building Teaching Assistant		$ -	$ -	-	$ -	$ -	-	$ 27,549	$ -	1.00	$ 27,549	$ -	1.00	$ 7,500	320	131-15-601-511250
Sprague	Steps, COLA and Other Salary Adj.		$ 65,302	$ -	-	$ -	$ -	-	$ -	$ -	-	$ 65,302	$ -	-	$ -	320	131-15-XXX-XXXXXX
Sprague	School Adjustment Counselor (Benefits Only)		$ -	$ -	-	$ -	$ -	-	$ -	$ -	-	$ -	$ -	-	$ 20,000	360	131-15-960-511200
Sprague	Steps, COLA and Other Salary Adj.		$ 25,688	$ -	-	$ -	$ -	-	$ -	$ -	-	$ 25,688	$ -	-	$ -	360	13X-15-XXX-XXXXXX
	Sub-Total Funded:		***$ (61,518)***	***$ -***	***(2.00)***	***$ 76,254***	***$ -***	***1.00***	***$ 27,549***	***$ -***	***1.00***	***$ 42,285***	***$ -***	***-***	***$ 7,500***		
Schofield	Math Specialist Teacher		$ -	$ -	-	$ 76,254	$ -	1.00	$ -	$ -	-	$ 76,254	$ -	1.00	$ 20,000	320	131-16-112-511175
Schofield	Building Teaching Assistant		$ -	$ -	-	$ -	$ -	-	$ 27,549	$ -	1.00	$ 27,549	$ -	1.00	$ 7,500	320	131-16-601-511250
Schofield	Steps, COLA and Other Salary Adj.		$ 105,173	$ -	-	$ -	$ -	-	$ -	$ -	-	$ 105,173	$ -	-	$ -	320	131-16-XXX-XXXXXX
Schofield	School Adjustment Counselor (Benefits Only)		$ -	$ -	-	$ -	$ -	-	$ -	$ -	-	$ -	$ -	-	$ 20,000	360	131-16-960-511200
Schofield	Steps, COLA and Other Salary Adj.		$ 23,075	$ -	-	$ -	$ -	-	$ -	$ -	-	$ 23,075	$ -	-	$ -	360	13X-16-XXX-XXXXXX
	Sub-Total Funded:		***$ 128,248***	***$ -***	***-***	***$ 76,254***	***$ -***	***1.00***	***$ 27,549***	***$ -***	***1.00***	***$ 232,051***	***$ -***	***2.00***	***$ 47,500***		
Upham	Math Specialist Teacher		$ -	$ -	-	$ 76,254	$ -	1.00	$ -	$ -	-	$ 76,254	$ -	1.00	$ 20,000	320	131-17-112-511175
Upham	Section Reduction due to Projected Enrollment (Teacher)		$ (76,254)	$ -	(1.00)	$ -	$ -	-	$ -	$ -	-	$ (76,254)	$ -	(1.00)	$ (20,000)	320	131-17-601-511150
Upham	Building Teaching Assistant		$ -	$ -	-	$ -	$ -	-	$ 27,549	$ -	1.00	$ 27,549	$ -	1.00	$ 7,500	320	131-17-601-511250
Upham	Steps, COLA and Other Salary Adj.		$ 30,872	$ -	-	$ -	$ -	-	$ -	$ -	-	$ 30,872	$ -	-	$ -	320	131-17-XXX-XXXXXX
Upham	School Adjustment Counselor (Benefits Only)		$ -	$ -	-	$ -	$ -	-	$ -	$ -	-	$ -	$ -	-	$ 20,000	360	131-17-960-511200
Upham	Steps, COLA and Other Salary Adj.		$ 46,396	$ -	-	$ -	$ -	-	$ -	$ -	-	$ 46,396	$ -	-	$ -	360	13X-17-XXX-XXXXXX
	Sub-Total Funded:		***$ 1,014***	***$ -***	***(1.00)***	***$ 76,254***	***$ -***	***1.00***	***$ 27,549***	***$ -***	***1.00***	***$ 104,817***	***$ -***	***1.00***	***$ 27,500***		
WMS	WMS Student Activities		$ 1,602	$ -	-	$ -	$ -	-	$ -	$ -	-	$ 1,602	$ -	-	$ -	320	131-21-310-512390
WMS	Extra Curricular: Eliminate Activity Fees		$ -	$ -	-	$ 19,500	$ -	-	$ -	$ -	-	$ 19,500	$ -	-	$ -	320	131-21-310-599999
WMS	Enrollment - Reduction to English		$ (38,127)	$ -	(0.50)	$ -	$ -	-	$ -	$ -	-	$ (38,127)	$ -	(0.50)	$ (20,000)	320	131-21-505-511150
WMS	Enrollment - Reduction to Math		$ (38,127)	$ -	(0.50)	$ -	$ -	-	$ -	$ -	-	$ (38,127)	$ -	(0.50)	$ (20,000)	320	131-21-511-511150
WMS	Enrollment - Reduction to Science		$ (38,127)	$ -	(0.50)	$ -	$ -	-	$ -	$ -	-	$ (38,127)	$ -	(0.50)	$ (20,000)	320	131-21-513-511150
WMS	Enrollment - Reduction to Social Studies		$ (38,127)	$ -	(0.50)	$ -	$ -	-	$ -	$ -	-	$ (38,127)	$ -	(0.50)	$ (20,000)	320	131-21-514-511150
WMS	Student Supervisor		$ -	$ -	-	$ -	$ -	-	$ 35,147	$ -	1.00	$ 35,147	$ -	1.00	$ 7,500	320	131-21-601-511250
WMS	Ed. Tech.: Dreambox Math (Grades 6-8)		$ -	$ -	-	$ -	$ 2,600	-	$ -	$ -	-	$ -	$ 2,600	-	$ -	320	132-21-048-553050
WMS	Ed. Tech.: STAR Assessment Math Literacy (Grades 6-8)		$ -	$ -	-	$ -	$ 5,044	-	$ -	$ -	-	$ -	$ 5,044	-	$ -	320	132-21-048-553050
WMS	Steps, COLA and Other Salary Adj.		$ 306,412	$ -	-	$ -	$ -	-	$ -	$ -	-	$ 306,412	$ -	-	$ -	320	131-21-XXX-XXXXXX
WMS	Visual Arts: Eliminate Fees		$ -	$ -	-	$ -	$ 15,000	-	$ -	$ -	-	$ -	$ 15,000	-	$ -	320	132-21-026-599999
WMS	Family and Cons. Sc.: Food Departmental		$ -	$ 780	-	$ -	$ -	-	$ -	$ -	-	$ -	$ 780	-	$ -	320	132-21-066-549050
WMS	Industrial Tech.: Instructional Materials		$ -	$ 240	-	$ -	$ -	-	$ -	$ -	-	$ -	$ 240	-	$ -	320	132-21-084-553040
WMS	Industrial Tech.: Lumber and Wood		$ -	$ 1,430	-	$ -	$ -	-	$ -	$ -	-	$ -	$ 1,430	-	$ -	320	132-21-084-554070

WELLESLEY PUBLIC SCHOOLS

			Level Service			Strategic Plan			Other Critical Needs			TOTAL					
Location	Description	1X	Salary	Non-Salary	FTE	Salary	Non-Salary	FTE	Salary	Non-Salary	FTE	Salary	Non-Salary	FTE	Health	Dept	Acct
WMS	Industrial Tech.: Equipment Maintenance		$ -	$ 500	-	$ -	$ -	-	$ -	$ -	-	$ -	$ 500	-	$ -	320	132-21-085-524030
WMS	Performing Arts: Instructional Materials		$ -	$ 500	-	$ -	$ -	-	$ -	$ -	-	$ -	$ 500	-	$ -	320	132-21-124-553040
WMS	Athletics: WMS Football Coaches		$ (8,522)	$ -	-	$ -	$ -	-	$ -	$ -	-	$ (8,522)	$ -	-	$ -	320	131-21-320-512290
WMS	Athletics: Rental 900 Worcester Road Facility		$ -	$ 3,298	-	$ -	$ -	-	$ -	$ -	-	$ -	$ 3,298	-	$ -	320	132-21-320-527020
WMS	Athletics: Transportation		$ -	$ 4,875	-	$ -	$ -	-	$ -	$ -	-	$ -	$ 4,875	-	$ -	320	132-21-320-533050
WMS	Athletics: Increased Offset		$ -	$ (10,000)	-	$ -	$ -	-	$ -	$ -	-	$ -	$ (10,000)	-	$ -	320	132-21-320-599999
WMS	School Psychologist		$ -	$ -	-	$ 30,502	$ -	0.40	$ -	$ -	-	$ 30,502	$ -	0.40	$ -	360	131-21-960-511200
WMS	Steps, COLA and Other Salary Adj.		$ 112,825	$ -	-	$ -	$ -	-	$ -	$ -	-	$ 112,825	$ -	-	$ -	360	13X-21-XXX-XXXXXX
	Sub-Total Funded:		***$ 259,809***	***$ 1,623***	***(2.00)***	***$ 50,002***	***$ 22,644***	***0.40***	***$ 35,147***	***$ -***	***1.00***	***$ 344,958***	***$ 24,267***	***(0.60)***	***$ (72,500)***		
WHS	Convert TA Testing Coordinator to Unit D 12-Month Position		$ 21,633	$ -	-	$ -	$ -	-	$ -	$ -	-	$ 21,633	$ -	-	$ -	320	131-31-010-511420
WHS	Makerspace & Design Thinking: New Course - Teacher		$ -	$ -	-	$ -	$ -	-	$ 15,251	$ -	0.20	$ 15,251	$ -	0.20	$ -	320	131-31-010-511420
WHS	WHS Student Activities		$ 8,778	$ -	-	$ -	$ -	-	$ -	$ -	-	$ 8,778	$ -	-	$ -	320	131-31-310-512390
WHS	Extra Curricular: Eliminate Activity Fees		$ -	$ -	-	$ 19,875	$ -	-	$ -	$ -	-	$ 19,875	$ -	-	$ -	320	131-31-310-599999
WHS	Move Child Lab Teacher to General Fund, Not Fee Based		$ 7,625	$ -	0.10	$ -	$ -	-	$ -	$ -	-	$ 7,625	$ -	0.10	$ -	320	131-31-506-511150
WHS	Restore (FY'22) Reduction to Tech. Director		$ -	$ -	-	$ -	$ -	-	$ 15,251	$ -	0.20	$ 15,251	$ -	0.20	$ -	320	131-31-512-511150
WHS	Dance Teacher		$ -	$ -	-	$ -	$ -	-	$ 15,251	$ -	0.20	$ 15,251	$ -	0.20	$ -	320	131-31-507-511150
WHS	Steps, COLA and Other Salary Adj.		$ 386,491	$ -	-	$ -	$ -	-	$ -	$ -	-	$ 386,491	$ -	-	$ -	320	131-31-XXX-XXXXXX
WHS	Visual Arts: Eliminate Fees		$ -	$ -	-	$ -	$ 26,250	-	$ -	$ -	-	$ -	$ 26,250	-	$ -	320	132-31-026-599999
WHS	Makerspace & Design Thinking: Supplies		$ -	$ -	-	$ -	$ -	-	$ -	$ 5,000	-	$ -	$ 5,000	-	$ -	320	132-31-044-553040
WHS	Makerspace & Design Thinking: Equipment Maintenance		$ -	$ -	-	$ -	$ -	-	$ -	$ 3,000	-	$ -	$ 3,000	-	$ -	320	132-31-045-524030
WHS	Family and Cons. Sc.: Instructional Materials		$ -	$ 300	-	$ -	$ -	-	$ -	$ -	-	$ -	$ 300	-	$ -	320	132-31-064-553040
WHS	Fitness and Health: Training and Dev. (Minding Your Mind)		$ -	$ 350	-	$ -	$ -	-	$ -	$ -	-	$ -	$ 350	-	$ -	320	132-31-072-530500
WHS	Fitness and Health: Training and Development (MAHPERD)		$ -	$ 700	-	$ -	$ -	-	$ -	$ -	-	$ -	$ 700	-	$ -	320	132-31-072-530500
WHS	Extra Curriculuar: FIRST Robotics Club Registration Fees		$ -	$ -	-	$ -	$ 5,000	-	$ -	$ -	-	$ -	$ 5,000	-	$ -	320	132-31-310-542090
WHS	Extra Curriculuar: FIRST Robotics Club Materials		$ -	$ -	-	$ -	$ 5,000	-	$ -	$ -	-	$ -	$ 5,000	-	$ -	320	132-31-310-542090
WHS	Extra Curricular: FIRST Robotics Club Drafting Tables	X	$ -	$ -	-	$ -	$ 3,264	-	$ -	$ -	-	$ -	$ 3,264	-	$ -	320	132-31-310-542090
WHS	Athletics: Rental 900 Worcester Road Facility		$ -	$ 20,874	-	$ -	$ -	-	$ -	$ -	-	$ -	$ 20,874	-	$ -	320	132-31-320-527020
WHS	Athletics: Transportation		$ -	$ 38,366	-	$ -	$ -	-	$ -	$ -	-	$ -	$ 38,366	-	$ -	320	132-31-320-533050
WHS	Athletics: Increased Offset		$ -	$ (17,700)	-	$ -	$ -	-	$ -	$ -	-	$ -	$ (17,700)	-	$ -	320	132-31-320-599999
WHS	Programme for International Student Assessment (PISA)		$ -	$ -	-	$ -	$ -	-	$ -	$ 5,000	-	$ -	$ 5,000	-	$ -	320	132-31-340-524090
WHS	Steps, COLA and Other Salary Adj.		$ 102,152	$ -	-	$ -	$ -	-	$ -	$ -	-	$ 102,152	$ -	-	$ -	360	13X-31-XXX-XXXXXX
	Sub-Total Funded:		***$ 526,679***	***$ 42,890***	***0.10***	***$ 19,875***	***$ 39,514***	***-***	***$ 45,752***	***$ 13,000***	***0.60***	***$ 592,307***	***$ 95,404***	***0.70***	***$ -***		
All Elem.	Bates Math Paraprofessional (Elimination/Convert to Unit A)		$ -	$ -	-	$ (20,470)	$ -	(0.60)	$ -	$ -	-	$ (20,470)	$ -	(0.60)	$ (7,500)	320	131-19-112-511260
All Elem.	Fiske Math Paraprofessional (Elimination/Convert to Unit A)		$ -	$ -	-	$ (23,882)	$ -	(0.70)	$ -	$ -	-	$ (23,882)	$ -	(0.70)	$ -	320	131-19-112-511260
All Elem.	Hardy Math Paraprofessional (Elimination/Convert to Unit A)		$ -	$ -	-	$ (20,470)	$ -	(0.60)	$ -	$ -	-	$ (20,470)	$ -	(0.60)	$ (7,500)	320	131-19-112-511260
All Elem.	Sprague Math Paraprofessional (Elimination/Convert to Unit A)		$ -	$ -	-	$ (27,294)	$ -	(0.80)	$ -	$ -	-	$ (27,294)	$ -	(0.80)	$ -	320	131-19-112-511260
All Elem.	Schofield Math Paraprofessional (Elimination/Convert to Unit A)		$ -	$ -	-	$ (27,294)	$ -	(0.80)	$ -	$ -	-	$ (27,294)	$ -	(0.80)	$ (7,500)	320	131-19-112-511260
All Elem.	Upham Math Paraprofessional (Elimination/Convert to Unit A)		$ -	$ -	-	$ (13,647)	$ -	(0.40)	$ -	$ -	-	$ (13,647)	$ -	(0.40)	$ -	320	131-19-112-511260
All Elem.	Elem./Districtwide Student Activities		$ 3,736	$ -	-	$ -	$ -	-	$ -	$ -	-	$ 3,736	$ -	-	$ -	320	131-19-202-512390
All Elem.	Steps, COLA and Other Salary Adj.		$ 2,230	$ -	-	$ -	$ -	-	$ -	$ -	-	$ 2,230	$ -	-	$ -	320	131-19-XXX-XXXXXX
World Lang	Reduction to Instructional Materials		$ -	$ (3,000)	-	$ -	$ -	-	$ -	$ -	-	$ -	$ (3,000)	-	$ -	320	132-19-344-553040
World Lang	One-Time Increase for Conference (ACTFL 2022 Boston)	X	$ -	$ 3,000	-	$ -	$ -	-	$ -	$ -	-	$ -	$ 3,000	-	$ -	320	132-19-344-571110
District	Elem. Social Studies - Subsciption (Newsela - 6 Buildings)		$ -	$ 4,900	-	$ -	$ -	-	$ -	$ -	-	$ -	$ 4,900	-	$ -	320	132-19-345-553040
All Elem.	mClass Dibels 8		$ -	$ 25,605	-	$ -	$ -	-	$ -	$ -	-	$ -	$ 25,605	-	$ -	320	132-19-353-530425
All Elem.	Steps, COLA and Other Salary Adj.		$ 2,689	$ -	-	$ -	$ -	-	$ -	$ -	-	$ 2,689	$ -	-	$ -	360	13X-19-XXX-XXXXXX
	Sub-Total Funded:		***$ 8,655***	***$ 30,505***	***-***	***$ (133,058)***	***$ -***	***(3.90)***	***$ -***	***$ -***	***-***	***$ (124,403)***	***$ 30,505***	***(3.90)***	***$ (22,500)***		
District	Anticipated Lane Change		$ 250,000	$ -	-	$ -	$ -	-	$ -	$ -	-	$ 250,000	$ -	-	$ -	320	131-39-501-599991
District	Other Salary Adjustments/Reserve		$ 1,664,886	$ -	-	$ -	$ -	-	$ -	$ -	-	$ 1,664,886	$ -	-	$ -	320	131-39-501-599991
District	Turnover Savings		$ (650,000)	$ -	-	$ -	$ -	-	$ -	$ -	-	$ (650,000)	$ -	-	$ -	320	131-39-501-599991
Spec. Ed.	District Special Education Workshops (Safety Care)		$ (32,100)	$ -	-	$ -	$ -	-	$ -	$ -	-	$ (32,100)	$ -	-	$ -	360	131-39-591-512070
District	Extended School Year		$ 12,930	$ -	-	$ -	$ -	-	$ -	$ -	-	$ 12,930	$ -	-	$ -	360	131-39-591-512290
Substitutes	Special Education Support Staff Substitutes		$ (22,867)	$ -	-	$ -	$ -	-	$ -	$ -	-	$ (22,867)	$ -	-	$ -	360	131-39-690-512140
Substitutes	Day-to-Day (and PD) Substitutes		$ (343,233)	$ -	-	$ -	$ -	-	$ -	$ -	-	$ (343,233)	$ -	-	$ -	320	131-39-700-512120
Substitutes	Long Term Substitutes		$ (59,824)	$ -	-	$ -	$ -	-	$ -	$ -	-	$ (59,824)	$ -	-	$ -	320	131-39-700-512130
Substitutes	Long Term Substitutes (11 Permanent Substitutes)		$ 346,500	$ -	11.00	$ -	$ -	-	$ -	$ -	-	$ 346,500	$ -	11.00	$ 82,500	320	131-39-700-512130
Substitutes	District Wide Support Staff Substitutes		$ (18,420)	$ -	-	$ -	$ -	-	$ -	$ -	-	$ (18,420)	$ -	-	$ -	320	131-39-700-512140
Substitutes	Special Education Daily Substitutes		$ (26,212)	$ -	-	$ -	$ -	-	$ -	$ -	-	$ (26,212)	$ -	-	$ -	360	131-39-709-512120
Substitutes	Professional Development Substitutes		$ (36,324)	$ -	-	$ -	$ -	-	$ -	$ -	-	$ (36,324)	$ -	-	$ -	320	131-39-750-512120
District	Steps, COLA and Other Salary Adj.		$ 26,285	$ -	-	$ -	$ -	-	$ -	$ -	-	$ 26,285	$ -	-	$ -	320	131-39-XXX-XXXXXX
District	Steps, COLA and Other Salary Adj.		$ 93,237	$ -	-	$ -	$ -	-	$ -	$ -	-	$ 93,237	$ -	-	$ -	360	131-39-XXX-XXXXXX
District	Health Portal		$ -	$ 2,030	-	$ -	$ -	-	$ -	$ -	-	$ -	$ 2,030	-	$ -	320	132-39-350-530425
Spec. Ed.	License Agreement Fees for the Launch Program		$ -	$ 12,963	-	$ -	$ -	-	$ -	$ -	-	$ -	$ 12,963	-	$ -	360	132-39-990-527010
District	Faculty Move Days		$ 20,808	$ -	-	$ -	$ -	-	$ -	$ -	-	$ 20,808	$ -	-	$ -	330	133-102-39-512490
District	Steps, COLA and Other Salary Adj.		$ (94)	$ -	-	$ -	$ -	-	$ -	$ -	-	$ (94)	$ -	-	$ -	330	133-XXX-39-XXXXXX
Transp.	In-Town Routes		$ -	$ 152,341	-	$ -	$ -	-	$ -	$ -	-	$ -	$ 152,341	-	$ -	340	134-203-39-533010
Transp.	Optional Busing Fees		$ -	$ (8,200)	-	$ -	$ -	-	$ -	$ -	-	$ -	$ (8,200)	-	$ -	340	134-203-39-599999
Revenue	Optional Busing Fees: Reduce Fees to $500 from $521		$ -	$ -	-	$ -	$ 17,850	-	$ -	$ -	-	$ -	$ 17,850	-	$ -	340	134-203-39-599999

WELLESLEY PUBLIC SCHOOLS

Location	Description	1X	Level Service Salary	Level Service Non-Salary	Level Service FTE	Strategic Plan Salary	Strategic Plan Non-Salary	Strategic Plan FTE	Other Critical Needs Salary	Other Critical Needs Non-Salary	Other Critical Needs FTE	TOTAL Salary	TOTAL Non-Salary	TOTAL FTE	Health	Dept	Acct
Transp.	Vehicle Replacement (TELP)		$ -	$ (14,260)	-	$ -	$ -	-	$ -	$ -	-	$ -	$ (14,260)	-	$ -	360	136-206-39-528010
Transp.	Communication Systems		$ -	$ 2,615	-	$ -	$ -	-	$ -	$ -	-	$ -	$ 2,615	-	$ -	360	136-206-39-534090
Transp.	Vehicle Parts		$ -	$ (190)	-	$ -	$ -	-	$ -	$ -	-	$ -	$ (190)	-	$ -	360	136-206-39-548010
Transp.	Vehicle Tires		$ -	$ (400)	-	$ -	$ -	-	$ -	$ -	-	$ -	$ (400)	-	$ -	360	136-206-39-548020
Transp.	Vehicle Replacement (TELP)		$ -	$ (14,260)	-	$ -	$ -	-	$ -	$ -	-	$ -	$ (14,260)	-	$ -	360	136-207-39-528010
Transp.	Communication Systems		$ -	$ 2,700	-	$ -	$ -	-	$ -	$ -	-	$ -	$ 2,700	-	$ -	360	136-207-39-534090
Transp.	Vehicle Parts		$ -	$ (310)	-	$ -	$ -	-	$ -	$ -	-	$ -	$ (310)	-	$ -	360	136-207-39-548010
Transp.	Vehicle Tires		$ -	$ (600)	-	$ -	$ -	-	$ -	$ -	-	$ -	$ (600)	-	$ -	360	136-207-39-548020
District	Steps, COLA and Other Salary Adj.		$ 25,236	$ -	-	$ -	$ -	-	$ -	$ -	-	$ 25,236	$ -	-	$ -	340	13X-XXX-39-XXXXXX
	Sub-Total Funded:		***$ 1,250,808***	***$ 134,429***	***11.00***	***$ -***	***$ 17,850***	***-***	***$ -***	***$ -***	***-***	***$ 1,250,808***	***$ 152,279***	***11.00***	***$ 82,500***		
OOD	OOD: Transportation Van Service - Contracted (In Town)		$ -	$ (5,226)	-	$ -	$ -	-	$ -	$ -	-	$ -	$ (5,226)	-	$ -	360	136-206-37-533010
OOD	OOD: Transportation Van Service - Contracted (Out of Town)		$ -	$ 26,213	-	$ -	$ -	-	$ -	$ -	-	$ -	$ 26,213	-	$ -	360	136-206-38-533010
OOD	OOD: Out of State Tuition		$ -	$ (18,438)	-	$ -	$ -	-	$ -	$ -	-	$ -	$ (18,438)	-	$ -	360	136-29-238-532020
OOD	OOD: Collaboratives		$ -	$ (33,525)	-	$ -	$ -	-	$ -	$ -	-	$ -	$ (33,525)	-	$ -	360	136-29-437-532040
OOD	OOD: Professional Svcs.		$ -	$ (4,450)	-	$ -	$ -	-	$ -	$ -	-	$ -	$ (4,450)	-	$ -	360	136-29-538-530900
OOD	OOD: Private Placements		$ -	$ 163,093	-	$ -	$ -	-	$ -	$ -	-	$ -	$ 163,093	-	$ -	360	136-29-538-532030
OOD	OOD: Residential Placements		$ -	$ (545,347)	-	$ -	$ -	-	$ -	$ -	-	$ -	$ (545,347)	-	$ -	360	136-29-538-532035
OOD	OOD: Circuit Breaker Reimb. (Expect 75% + Transportation)		$ -	$ 119,295	-	$ -	$ -	-	$ -	$ -	-	$ -	$ 119,295	-	$ -	360	139-29-538-599999
	Sub-Total Funded:		***$ -***	***$ (298,385)***	***-***	***$ -***	***$ -***	***-***	***$ -***	***$ -***	***-***	***$ -***	***$ (298,385)***	***-***	***$ -***		
	FY'23 Voted Budget Changes to FY'22 Adjusted Budget: Funded		**$ 1,916,343**	**$ (88,938)**	**1.22**	**$ 394,343**	**$ 80,008**	**2.50**	**$ 246,192**	**$ 13,000**	**7.60**	**$ 2,556,878**	**$ 4,070**	**11.32**	**$85,000**		

Appendix D
Hunnewell Swing Space Impacts

WELLESLEY PUBLIC SCHOOLS
Learning • Caring • Innovating

Hunnewell Swing Space

Staffing Impacts

In school years 2022-2023 and 2023-2024, Hunnewell Elementary School students will be temporarily reassigned to one of four other schools (swing space) during the construction of the new building. Currently, the reassignments planned are:

Hunnewell (SY'22-23)	Kindergarten and Kindergarten TLC Program	Bates
	Grade 1 and Grade 1 TLC Program	Upham
	Grade 2 and Grade 2 TLC Program	Sprague
	Grade 3 and Grade 3 TLC Program	Hardy
	Grade 4 and Grade 4 TLC Program	Sprague
	Grade 5 and Grade 5 TLC Program	Bates

Hunnewell (SY'23-24)	Kindergarten and Kindergarten TLC Program	Bates
	Grade 1 and Grade 1 TLC Program	Bates
	Grade 2 and Grade 2 TLC Program	Upham
	Grade 3 and Grade 3 TLC Program	Sprague
	Grade 4 and Grade 4 TLC Program	Hardy
	Grade 5 and Grade 5 TLC Program	Sprague

Most Hunnewell staff will be reassigned to one of the four (4) host schools. There are a few positions that will be reduced based on the continued decline in elementary enrollment. The table below provides the schools the Hunnewell position will be reassigned to in SY'22-23 or that the position has been reduced. The information provided includes:

- *Location:* The school location of the change. This corresponds to the narrative where additional information can be found. In the Hunnewell section, the location column indicates "reduction" or "move." For positions that are being moved, the school the position is reassigned to is listed next to the position title under the description
- *Description:* A brief description of the change.
- *Salary:* The amount of the change is placed in the salary column.
- *FTE:* Salary changes that have a full-time equivalency (FTE) impact are noted as a positive number for additions to the FTE total or a negative number for reductions to the FTE total.
- *Health:* If the change in salary/FTE will result in a health benefit impact, either positive or negative, the corresponding amount is listed in this column.
- *Dept:* The department code (320: Instruction, 330: Administration, 340: Operations, 360: Student Services) is noted based on the change listed.
- *Acct:* The account code that corresponds to the change is noted.

The reassignment of staff is likely to change prior to September. The budget reflects the likely reassignment while actual reassignments will be determined based on student needs and actual enrollment at each of the host schools.

The following tables provide the Hunnewell Swing Space staffing changes.

WELLESLEY PUBLIC SCHOOLS

Distribution of Hunnewell Elementary School Staff (Swing Space SY'22-23)

Location	Description	Swing Space Salary	Swing Space Non-Salary	Swing Space FTE	Health	Dept	Acct
Bates	Fitness and Health, Hunnewell (MBF 1199)	$ 16,549	$ -	0.20	$ -	320	131-11-507-511150
Bates	Grade 5 Teacher, Hunnewell (MBF 1313)	$ 124,808	$ -	1.00	$ -	320	131-11-501-511150
Bates	Grade 5 Teacher, Hunnewell (MBF 1904)	$ 113,723	$ -	1.00	$ -	320	131-11-501-511150
Bates	Kindergarten Teacher, Hunnewell (MBF 1336)	$ 124,808	$ -	1.00	$ -	320	131-11-501-511150
Bates	Kindergarten Teacher, Hunnewell (MBF 1372)	$ 124,862	$ -	1.00	$ -	320	131-11-501-511150
Bates	Kindergarten Teaching Assistant , Hunnewell (MBF 1192)	$ 30,986	$ -	1.00	$ -	320	131-11-601-511250
Bates	Kindergarten Teaching Assistant, Hunnewell (MBF 1847)	$ 30,986	$ -	1.00	$ -	320	131-11-601-511250
Bates	Literacy Instructional Specialist, Hunnewell (MBF 1309)	$ 31,202	$ -	0.25	$ -	320	131-11-510-511175
Bates	Math Instructional Specialist, Hunnewell (MBF 1386)	$ 24,336	$ -	0.20	$ -	320	131-11-112-511175
Bates	Physical Therapist, Hunnewell (MBF 1867)	$ 10,558	$ -	0.10	$ -	360	131-11-940-511190
Bates	Principal, Hunnewell (MBF 1086)	$ 160,720	$ -	1.00	$ -	320	131-11-010-511110
Bates	School Psychologist, Hunnewell (MBF 1240)	$ 97,344	$ -	0.80	$ -	360	131-11-960-511200
Bates	Senior Secretary, Hunnewell (MBF 1740)	$ 57,112	$ -	1.00	$ -	320	131-11-010-511320
Bates	Special Education Inclusion Teacher, Hunnewell (MBF 1258)	$ 70,276	$ -	1.00	$ -	360	131-11-591-511150
Bates	Special Education Teacher, Hunnewell (MBF 1340)	$ 108,703	$ -	1.00	$ -	360	131-11-591-511150
Bates	Speech and Language Pathologist, Hunnewell (MBF 1166)	$ 26,947	$ -	0.25	$ -	360	131-11-940-511190
	Swing Space Total:	***$ 1,153,920***	***$ -***	***11.80***	***$ -***		
Fiske	Literacy Instructional Specialist, Hunnewell (MBF 1309)	$ 31,202	$ -	0.25	$ -	320	131-12-510-511175
Fiske	Math Instructional Specialist, Hunnewell (MBF 1386)	$ 24,336	$ -	0.20	$ -	320	131-12-112-511175
	Swing Space Total:	***$ 55,538***	***$ -***	***0.45***	***$ -***		
Hardy	Grade 3 Teacher , Hunnewell (MBF 1041)	$ 104,936	$ -	1.00	$ -	320	131-13-501-511150
Hardy	Grade 3 Teacher, Hunnewell (MBF 1346)	$ 113,723	$ -	1.00	$ -	320	131-13-501-511150
Hardy	Math Instructional Specialist, Hunnewell (MBF 1386)	$ 24,336	$ -	0.20	$ -	320	131-13-112-511175
Hardy	Nurse, Hunnewell (MBF 1148) (Districtwide Substitute)	$ 82,709	$ -	1.00	$ -	320	131-13-350-511210
Hardy	Occupational Therapist, Hunnewell (MBF 1231)	$ 16,192	$ -	0.25	$ -	360	131-13-940-511190
Hardy	Physical Therapist, Hunnewell (MBF 1867)	$ 10,557	$ -	0.10	$ -	360	131-13-940-511190
Hardy	Reading Intervention Paraprofessional, Hunnewell (MBF 1115)	$ 18,800	$ -	0.50	$ -	320	131-13-610-511260
Hardy	School Psychologist, Hunnewell (MBF 1240)	$ 24,336	$ -	0.20	$ -	360	131-13-960-511200
Hardy	Special Education Teacher, Hunnewell (MBF 1489)	$ 64,766	$ -	1.00	$ -	360	131-13-591-511150
Hardy	Special Education Teaching Assistant, Hunnewell (MBF 1116)	$ 30,986	$ -	1.00	$ -	360	136-102-13-511250
Hardy	Speech and Language Pathologist, Hunnewell (MBF 1166)	$ 26,947	$ -	0.25	$ -	360	131-13-940-511190
Hardy	Technology Support Specialist, Hunnewell (MBF 1695)	$ 6,318	$ -	0.10	$ -	320	131-13-604-511270
Hardy	Visual Art, Hunnewell (MBF 1141)	$ 10,148	$ -	0.10	$ -	320	131-13-502-511150
	Swing Space Total:	***$ 534,754***	***$ -***	***6.70***	***$ -***		
Reduction	Building Teaching Assistant (MBF 1175)	$ (30,986)	$ -	(1.00)	$ (7,500)	320	131-14-601-511250
Reduction	Building Teaching Assistant (MBF 1271)	$ (28,631)	$ -	(1.00)	$ (7,500)	320	131-14-601-511250
Reduction	Fitness and Health (MBF 1199) - Eliminate 0.60, Move 0.20	$ (49,646)	$ -	(0.60)	$ (20,000)	320	131-14-507-511150
Reduction	Lunch Monitor (MBF 1219)	$ (10,292)	$ -	(0.43)	$ -	320	131-14-010-511380
Reduction	Performing Arts (MBF 1151) - Eliminate 0.70, Move 0.10	$ (39,691)	$ -	(0.70)	$ (20,000)	320	131-14-512-511150
Reduction	Visual Art (MBF 1141) - Eliminate 0.50, Move 0.10	$ (50,738)	$ -	(0.50)	$ -	320	131-14-502-511150
Reduction	World Language Teacher (MBF 1844) - Eliminate 1.00 (+ Fiske 0.5 Reduction)	$ (66,399)	$ -	(1.00)	$ (20,000)	320	131-14-503-511150
Hunn - Move	Education Technology Specialist (MBF 1125) (Schofield)	$ (30,420)	$ -	(0.25)	$ -	320	131-14-042-511175
Hunn - Move	Fitness and Health (MBF 1199) (Bates)	$ (16,549)	$ -	(0.20)	$ -	320	131-14-507-511150
Hunn - Move	Grade 1 Teacher (MBF 1095) (Upham)	$ (64,766)	$ -	(1.00)	$ -	320	131-14-501-511150
Hunn - Move	Grade 1 Teacher (MBF 1786) (Upham)	$ (62,174)	$ -	(1.00)	$ -	320	131-14-501-511150
Hunn - Move	Grade 2 Teacher (MBF 1058) (Sprague)	$ (82,742)	$ -	(1.00)	$ -	320	131-14-501-511150
Hunn - Move	Grade 2 Teacher (MBF 1282) (Sprague)	$ (121,680)	$ -	(1.00)	$ -	320	131-14-501-511150
Hunn - Move	Grade 3 Teacher (MBF 1041) (Hardy)	$ (104,936)	$ -	(1.00)	$ -	320	131-14-501-511150
Hunn - Move	Grade 3 Teacher (MBF 1346) (Hardy)	$ (113,723)	$ -	(1.00)	$ -	320	131-14-501-511150
Hunn - Move	Grade 4 Teacher (MBF 1040) (Sprague)	$ (93,521)	$ -	(1.00)	$ -	320	131-14-501-511150
Hunn - Move	Grade 4 Teacher (MBF 1202) (Sprague)	$ (64,766)	$ -	(1.00)	$ -	320	131-14-501-511150
Hunn - Move	Grade 5 Teacher (MBF 1313) (Bates)	$ (124,808)	$ -	(1.00)	$ -	320	131-14-501-511150
Hunn - Move	Grade 5 Teacher (MBF 1904) (Bates)	$ (113,723)	$ -	(1.00)	$ -	320	131-14-501-511150
Hunn - Move	Help Desk Specialist (MBF 1841) (Sprague)	$ (5,566)	$ -	(0.10)	$ -	320	131-14-604-511270
Hunn - Move	Kindergarten Teacher (MBF 1336) (Bates)	$ (124,808)	$ -	(1.00)	$ -	320	131-14-501-511150
Hunn - Move	Kindergarten Teacher (MBF 1372) (Bates)	$ (124,862)	$ -	(1.00)	$ -	320	131-14-501-511150
Hunn - Move	Kindergarten Teaching Assistant (MBF 1192) (Bates)	$ (30,986)	$ -	(1.00)	$ -	320	131-14-601-511250
Hunn - Move	Kindergarten Teaching Assistant (MBF 1847) (Bates)	$ (30,986)	$ -	(1.00)	$ -	320	131-14-601-511250
Hunn - Move	Librarian (MBF 1366) (Sprague)	$ (86,962)	$ -	(0.80)	$ -	320	131-14-509-511160
Hunn - Move	Literacy Instructional Specialist (MBF 1309) (Bates, Fiske, Schofield, Sprague)	$ (124,808)	$ -	(1.00)	$ -	320	131-14-510-511175
Hunn - Move	Math Instructional Specialist (MBF 1386) (B, F, HA, SP, UP)	$ (121,680)	$ -	(1.00)	$ -	320	131-14-112-511175
Hunn - Move	Nurse, Hunnewell (MBF 1148) (Hardy)	$ (82,709)	$ -	(1.00)	$ -	320	131-14-350-511210
Hunn - Move	Occupational Therapist (MBF 1231) (Hardy, Upham)	$ (32,383)	$ -	(0.50)	$ -	360	131-14-940-511190
Hunn - Move	Performing Arts (MBF 1300) (Upham)	$ (11,691)	$ -	(0.10)	$ -	320	131-14-512-511150
Hunn - Move	Physical Therapist (MBF 1867) (Bates, Hardy)	$ (21,115)	$ -	(0.20)	$ -	360	131-14-940-511190
Hunn - Move	Principal (MBF 1086) (Bates)	$ (160,720)	$ -	(1.00)	$ -	320	131-14-010-511110
Hunn - Move	Reading Intervention Paraprofessional (MBF 1115) (Hardy)	$ (18,800)	$ -	(0.50)	$ -	320	131-14-610-511260
Hunn - Move	School Psychologist (MBF 1240) (Bates, Hardy)	$ (121,680)	$ -	(1.00)	$ -	360	131-14-960-511200
Hunn - Move	School Psychologist (MBF 1288) (Sprague)	$ (74,272)	$ -	(0.80)	$ -	360	131-14-960-511200
Hunn - Move	Senior Secretary (MBF 1740) (Bates)	$ (57,112)	$ -	(1.00)	$ -	320	131-14-010-511320
Hunn - Move	Special Education Inclusion Teacher (MBF 1251) (Sprague)	$ (107,786)	$ -	(1.00)	$ -	360	136-100-14-511150

WELLESLEY PUBLIC SCHOOLS

Distribution of Hunnewell Elementary School Staff (Swing Space SY'22-23)

Location	Description	Swing Space Salary	Swing Space Non-Salary	Swing Space FTE	Health	Dept	Acct
Hunn - Move	Special Education Inclusion Teacher (MBF 1258) (Bates)	$ (70,276)	$ -	(1.00)	$ -	360	136-100-14-511150
Hunn - Move	Special Education Inclusion Teacher (MBF 1798) (Upham)	$ (67,465)	$ -	(1.00)	$ -	360	136-100-14-511150
Hunn - Move	Special Education Paraprofessional (MBF 1082) (Sprague)	$ (32,495)	$ -	(1.00)	$ -	360	136-102-14-511260
Hunn - Move	Special Education Paraprofessional (MBF 1147) (Sprague)	$ (32,495)	$ -	(1.00)	$ -	360	136-102-14-511260
Hunn - Move	Special Education Teacher (MBF 1245) (Sprague)	$ (105,575)	$ -	(1.00)	$ -	360	131-14-591-511150
Hunn - Move	Special Education Teacher (MBF 1340) (Bates)	$ (108,703)	$ -	(1.00)	$ -	360	131-14-591-511150
Hunn - Move	Special Education Teacher (MBF 1489) (Hardy)	$ (64,766)	$ -	(1.00)	$ -	360	131-14-591-511150
Hunn - Move	Special Education Teaching Assistant (MBF 1116) (Hardy)	$ (30,986)	$ -	(1.00)	$ -	360	136-102-14-511250
Hunn - Move	Special Education Teaching Assistant (MBF 1156) (Upham)	$ (30,986)	$ -	(1.00)	$ -	360	136-102-14-511250
Hunn - Move	Speech and Language Pathologist (MBF 1166) (Bates, Hardy, Sprague, Upham)	$ (107,786)	$ -	(1.00)	$ -	360	131-14-940-511190
Hunn - Move	Technology Support Specialist (MBF 1358) (Upham)	$ (6,318)	$ -	(0.10)	$ -	320	131-14-604-511270
Hunn - Move	Technology Support Specialist (MBF 1695) (Hardy)	$ (6,318)	$ -	(0.10)	$ -	320	131-14-604-511270
Hunn - Move	Visual Art (MBF 1141) (Hardy)	$ (10,148)	$ -	(0.10)	$ -	320	131-14-502-511150
	Swing Space Total:	***$ (3,283,432)***	***$ -***	***(39.98)***	***$ (75,000)***		
Sprague	Grade 2 Teacher, Hunnewell (MBF 1058)	$ 82,742	$ -	1.00	$ -	320	131-15-501-511150
Sprague	Grade 2 Teacher, Hunnewell (MBF 1282)	$ 121,680	$ -	1.00	$ -	320	131-15-501-511150
Sprague	Grade 4 Teacher, Hunnewell (MBF 1040)	$ 93,521	$ -	1.00	$ -	320	131-15-501-511150
Sprague	Grade 4 Teacher, Hunnewell (MBF 1202)	$ 64,766	$ -	1.00	$ -	320	131-15-501-511150
Sprague	Help Desk Specialist, Hunnewell (MBF 1841)	$ 5,566	$ -	0.10	$ -	320	131-15-604-511270
Sprague	Librarian, Hunnewell (MBF 1366)	$ 86,962	$ -	0.80	$ -	320	131-15-509-511160
Sprague	Literacy Instructional Specialist, Hunnewell (MBF 1309)	$ 31,202	$ -	0.25	$ -	320	131-15-510-511175
Sprague	Math Instructional Specialist, Hunnewell (MBF 1386)	$ 24,336	$ -	0.20	$ -	320	131-15-112-511175
Sprague	School Psychologist, Hunnewell (MBF 1288)	$ 74,272	$ -	0.80	$ -	360	131-15-960-511200
Sprague	Special Education Inclusion Teacher, Hunnewell (MBF 1251)	$ 107,786	$ -	1.00	$ -	360	136-100-15-511150
Sprague	Special Education Paraprofessional, Hunnewell (MBF 1147)	$ 32,495	$ -	1.00	$ -	360	136-102-15-511260
Sprague	Special Education Paraprofessional, Hunnewell (MBF 1082)	$ 32,495	$ -	1.00	$ -	360	136-102-15-511260
Sprague	Special Education Teacher, Hunnewell (MBF 1245)	$ 105,575	$ -	1.00	$ -	360	131-15-591-511150
Sprague	Speech and Language Pathologist, Hunnewell (MBF 1166)	$ 26,946	$ -	0.25	$ -	360	131-15-940-511190
	Swing Space Total:	***$ 890,344***	***$ -***	***10.40***	***$ -***		
Schofield	Education Technology Specialist, Hunnewell (MBF 1125)	$ 30,420	$ -	0.25	$ -	320	131-16-042-511175
Schofield	Literacy Instructional Specialist, Hunnewell (MBF 1309)	$ 31,202	$ -	0.25	$ -	320	131-16-510-511175
	Swing Space Total:	***$ 61,622***	***$ -***	***0.50***	***$ -***		
Upham	Grade 1 Teacher, Hunnewell (MBF 1095)	$ 64,766	$ -	1.00	$ -	320	131-17-501-511150
Upham	Grade 1 Teacher, Hunnewell (MBF 1786)	$ 62,174	$ -	1.00	$ -	320	131-17-501-511150
Upham	Math Instructional Specialist, Hunnewell (MBF 1386)	$ 24,336	$ -	0.20	$ -	320	131-17-112-511175
Upham	Occupational Therapist, Hunnewell (MBF 1231)	$ 16,192	$ -	0.25	$ -	360	131-17-940-511190
Upham	Performing Arts, Hunnewell (MBF 1300)	$ 11,691	$ -	0.10	$ -	320	131-17-512-511150
Upham	Special Education Inclusion Teacher, Hunnewell (MBF 1798)	$ 67,465	$ -	1.00	$ -	360	136-100-17-511150
Upham	Special Education Teaching Assistant, Hunnewell (MBF 1156)	$ 30,986	$ -	1.00	$ -	360	136-102-17-511250
Upham	Speech and Language Pathologist, Hunnewell (MBF 1166)	$ 26,946	$ -	0.25	$ -	360	131-17-940-511190
Upham	Technology Support Specialist, Hunnewell (MBF 1358)	$ 6,318	$ -	0.10	$ -	320	131-17-604-511270
	Swing Space Total:	***$ 310,874***	***$ -***	***4.90***	***$ -***		
District	Math Instructional Paraprofessional (MBF 1882)	$ (22,560)	$ -	(0.60)	$ -	320	131-19-112-511260
District	Team Chair (MBF 1247) No Change	$ -	$ -	-	$ -	360	131-19-591-511185
District	Board Certified Behavioral Analysts (MBF 1215) No Change	$ -	$ -	-	$ -	360	136-101-39-511190
		$ (22,560)	***$ -***	***(0.60)***	***$ -***		
	FY'23 Voted Budget Changes to FY'22 Adjusted Budget for Hunnewell	**$ (298,941)**	**$ -**	**(5.83)**	**$ (75,000)**		

Hunnewell Swing Space

Expense Impacts

Expense accounts are level funded at the FY'22 levels and redistributed to the six (6) remaining elementary schools based on projected enrollment by building including the reassigned Hunnewell students. English language learner (ELL) expenses are distributed to schools with an ELL program based on the percent of the ELL students enrolled as of October 1, 2021. Special education expenses are distributed based on the number of students with an Individual Education Program (IEP) as of October 1, 2021 redistributed based on the grade configurations of swing space. Below are the percents used to distrbute the funds across the remaining six (6) schools:

Category	Bates	Fiske	Hardy	Sprague	Schofield	Upham
Enrollment %	20.8%	14.2%	13.3%	20.2%	19.6%	11.9%
ELL %	0.0%	33.3%	24.2%	16.7%	25.8%	0.0%
Spec. Ed. %	19.5%	14.1%	14.2%	21.9%	18.1%	12.2%

The information provided includes:

- *Acct:* The account code that corresponds to the change is noted.
- *Org Description:* The organizational description that corresponds to the account code.
- *Object Description:* The object code description that corresponds to the account code.
- *FY'22 Adjusted Budget:* The amount funded in the account in the FY'22 Adjusted Budget.
- *FY'23 Swing Space:* The amount reassigned to each account based on the formulas listed above. In most cases, the budget includes the consolidation of budgeted accounts. Expenses will continue to be coded in the account that most appropriately corresponds with the expense. For instance, equipment maintenance is not widely used; and therefore, funds have been budgeted to a general supply line. When maintenance is needed, the expense will be coded to the appropriate line and will reduce the available funds in the general supply line.

Additional costs associated with the Hunnewell Swing Space plan are funded by the Town and not included in the schools' budget document. These costs include:

- Transportation
- Therapeutic learning center (TLC) staff
- Moving and repurposing furniture and materials
- Building alterations to host schools

The following tables provide the Hunnewell Swing Space expense changes.

WELLESLEY PUBLIC SCHOOLS

Acct.	Org Dec	Obj Des	Fiscal Year 2022 Adjusted Budget	Fiscal Year 2023 Swing Space
13211010-524030	Bates Principal's Office	Equipment Maintenance	$ 1,500	$ -
13211010-534010	Bates Principal's Office	Postage	$ 1,000	$ 150
13211010-542010	Bates Principal's Office	Office Supplies	$ -	$ 1,508
13211010-553060	Bates Principal's Office	Computer Supplies	$ 550	$ 550
13211010-571110	Bates Principal's Office	Conf/Mtgs - Administrators	$ 300	$ 225
13212010-534010	Fiske Principal's Office	Postage	$ 200	$ 150
13212010-542010	Fiske Principal's Office	Office Supplies	$ -	$ 1,411
13212010-555020	Fiske Principal's Office	Periodicals And Newspapers	$ 90	$ -
13212010-573010	Fiske Principal's Office	Dues - Administrators	$ -	$ 100
13213010-524030	Hardy Principal's Office	Equipment Maintenance	$ 692	$ 300
13213010-534010	Hardy Principal's Office	Postage	$ -	$ 150
13213010-542010	Hardy Principal's Office	Office Supplies	$ -	$ 1,006
13213010-555020	Hardy Principal's Office	Periodicals And Newspapers	$ 372	$ 100
13213010-571110	Hardy Principal's Office	Conf/Mtgs - Administrators	$ 300	$ -
13213010-571130	Hardy Principal's Office	Conf/Mtgs - Support Staff	$ 592	$ -
13214010-534010	Hunnewell Principal's Office	Postage	$ 100	$ -
13214010-555020	Hunnewell Principal's Office	Periodicals And Newspapers	$ 100	$ -
13214010-571110	Hunnewell Principal's Office	Conf/Mtgs - Administrators	$ 300	$ -
13214010-573010	Hunnewell Principal's Office	Dues - Administrators	$ 50	$ -
13215010-524030	Sprague Principal's Office	Equipment Maintenance	$ 1,250	$ -
13215010-534010	Sprague Principal's Office	Postage	$ -	$ 150
13215010-542010	Sprague Principal's Office	Office Supplies	$ 1,000	$ 2,213
13215010-573010	Sprague Principal's Office	Dues - Administrators	$ 300	$ -
13216010-534010	Schofield Principal's Office	Postage	$ 600	$ 150
13216010-542010	Schofield Principal's Office	Office Supplies	$ 600	$ 1,792
13216010-555020	Schofield Principal's Office	Periodicals And Newspapers	$ 350	$ 350
13216010-571110	Schofield Principal's Office	Conf/Mtgs - Administrators	$ 1,100	$ -
13217010-524030	Upham Principal's Office	Equipment Maintenance	$ 100	$ -
13217010-534010	Upham Principal's Office	Postage	$ 250	$ 150
13217010-542010	Upham Principal's Office	Office Supplies	$ -	$ 1,242
		Principal's Office Sub-Total:	**$ 11,696**	**$ 11,696**
13211012-571120	Bates Teacher Prof Development	Conf/Mtgs - Professional Staff	$ 4,500	$ 4,500
13211014-553040	Bates Regular Ed Oth Inst Mtrl	Instructional Materials	$ 2,500	$ 2,500
13211016-542090	Bates Regular Ed Gen Supplies	Other General Supplies	$ 18,800	$ 35,715
13211016-553060	Bates Regular Ed Gen Supplies	Computer Supplies	$ 3,000	$ 3,000
13212012-571120	Fiske Teacher Prof Developmt	Conf/Mtgs - Professional Staff	$ 2,000	$ 2,000
13212014-553040	Fiske Regular Ed Oth Inst Mtrl	Instructional Materials	$ 8,728	$ 8,728
13212015-542020	Fiske Regular Ed Inst Equip	Copier Supplies	$ 2,000	$ -
13212016-542090	Fiske Regular Ed Gen Supplies	Other General Supplies	$ 14,074	$ 17,477
13212016-553060	Fiske Regular Ed Gen Supplies	Computer Supplies	$ 3,355	$ 3,000
13213012-571120	Hardy Teacher Prof Developmt	Conf/Mtgs - Professional Staff	$ 3,000	$ 3,000
13213013-553010	Hardy Regular Ed Texts	Textbooks And Related Software	$ 3,185	$ -
13213014-553040	Hardy Reg Ed Other Inst Mtrl	Instructional Materials	$ 10,730	$ 10,730
13213014-555020	Hardy Reg Ed Other Inst Mtrl	Periodicals And Newspapers	$ 250	$ -
13213015-542020	Hardy Regular Ed Inst Equip	Copier Supplies	$ 5,039	$ -
13213016-542090	Hardy Regular Ed Gen Supplies	Other General Supplies	$ 9,416	$ 15,420
13213016-553060	Hardy Regular Ed Gen Supplies	Computer Supplies	$ 583	$ -

WELLESLEY PUBLIC SCHOOLS

Acct.	Org Dec	Obj Des	Fiscal Year 2022 Adjusted Budget	Fiscal Year 2023 Swing Space
13214012-571120	Hunnewell Teacher Prof Dev	Conf/Mtgs - Professional Staff	$ 2,000	$ -
13214014-553040	Hunnewell Reg Ed Oth Inst Mtrl	Instructional Materials	$ 5,000	$ -
13214015-542020	Hunnewell Reg Ed Inst Equip	Copier Supplies	$ 1,500	$ -
13214016-542090	Hunnewell Reg Ed Gen Supplies	Other General Supplies	$ 14,680	$ -
13214016-553060	Hunnewell Reg Ed Gen Supplies	Computer Supplies	$ 3,500	$ -
13215012-571120	Sprague Teacher Prof Developmt	Conf/Mtgs - Professional Staff	$ 2,239	$ 2,239
13215013-553010	Sprague Regular Ed Texts	Textbooks And Related Software	$ 3,365	$ -
13215014-553040	Sprague Reg Ed Othr Inst Mtrl	Instructional Materials	$ 9,931	$ 9,931
13215015-542020	Sprague Reg Ed Inst Equip	Copier Supplies	$ 500	$ -
13215016-542090	Sprague Reg Ed Gen Supplies	Other General Supplies	$ 21,000	$ 32,261
13215016-553060	Sprague Reg Ed Gen Supplies	Computer Supplies	$ 2,800	$ -
13215018-553050	Sprague Reg Ed Inst Software	Instructional Software	$ 1,500	$ -
13216012-571120	Schofield Teacher Prof Dev	Conf/Mtgs - Professional Staff	$ 2,500	$ 2,500
13216014-553040	Schofield Reg Ed Oth Inst Mtrl	Instructional Materials	$ 15,000	$ 15,000
13216015-542020	Schofield Reg Ed Inst Equip	Copier Supplies	$ 400	$ -
13216015-553060	Schofield Reg Ed Inst Equip	Computer Supplies	$ 4,000	$ -
13216016-542090	Schofield Reg Ed Gen Supplies	Other General Supplies	$ 14,500	$ 25,519
13216016-553060	Schofield Reg Ed Gen Supplies	Computer Supplies	$ 1,000	$ -
13217014-553040	Upham Regular Ed Oth Inst Mtrl	Instructional Materials	$ 784	$ -
13217015-542020	Upham Regular Ed Inst Equip	Copier Supplies	$ 3,000	$ -
13217016-542090	Upham Regular Ed Gen Supplies	Other General Supplies	$ 18,000	$ 26,068
13217016-553060	Upham Regular Ed Gen Supplies	Computer Supplies	$ 1,229	$ -
		General Education Sub-Total:	**$ 219,588**	**$ 219,588**
13211092-571120	Bates Library Prof Developmt	Conf/Mtgs - Professional Staff	$ 225	$ -
13211094-534095	Bates Library Other Inst Mtrl	On-Line Databases/Subscription	$ 1,200	$ 1,200
13211094-555010	Bates Library Other Inst Mtrl	Print Resources	$ 3,450	$ 3,500
13211094-555070	Bates Library Other Inst Mtrl	Electronic Media	$ 200	$ -
13211094-555190	Bates Library Other Inst Mtrl	Other Library Supplies	$ 1,000	$ 3,947
13211095-543040	Bates Library Inst Equip	Equipment M&R Supplies	$ 400	$ -
13212092-571120	Fiske Library Prof Developmt	Conf/Mtgs - Professional Staff	$ 425	$ -
13212094-534095	Fiske Library Other Inst Mtrl	On-Line Databases/Subscription	$ 1,300	$ 1,300
13212094-555010	Fiske Library Other Inst Mtrl	Print Resources	$ 2,934	$ 2,934
13212094-555070	Fiske Library Other Inst Mtrl	Electronic Media	$ 200	$ -
13212094-555190	Fiske Library Other Inst Mtrl	Other Library Supplies	$ 350	$ 1,669
13212095-543040	Fiske Library Inst Equip	Equipment M&R Supplies	$ 700	$ -
13213092-571120	Hardy Library Prof Developmt	Conf/Mtgs - Professional Staff	$ 225	$ -
13213094-534095	Hardy Library Other Inst Mtrl	On-Line Databases/Subscription	$ 1,000	$ 1,500
13213094-555010	Hardy Library Other Inst Mtrl	Print Resources	$ 2,713	$ 3,000
13213094-555070	Hardy Library Other Inst Mtrl	Video Media	$ 200	$ -
13213094-555190	Hardy Library Other Inst Mtrl	Other Library Supplies	$ 400	$ 1,029
13213095-543040	Hardy Library Inst Equip	Equipment M&R Supplies	$ 625	$ -
13214092-571120	Hunnewell Library Prof Dev	Conf/Mtgs - Professional Staff	$ 425	$ -
13214094-534095	Hunnewell Library Oth Ins Mtrl	On-Line Databases/Subscription	$ 1,000	$ -
13214094-555010	Hunnewell Library Oth Ins Mtrl	Print Resources	$ 2,422	$ -
13214094-555070	Hunnewell Library Oth Ins Mtrl	Electronic Media	$ 400	$ -
13214094-555190	Hunnewell Library Oth Ins Mtrl	Other Library Supplies	$ 400	$ -
13214095-543040	Hunnewell Library Inst Equip	Equipment M&R Supplies	$ 400	$ -

WELLESLEY PUBLIC SCHOOLS

Acct.	Org Dec	Obj Des	Fiscal Year 2022 Adjusted Budget	Fiscal Year 2023 Swing Space
13215092-571120	Sprague Library Prof Developmt	Conf/Mtgs - Professional Staff	$ 425	$ -
13215094-534095	Sprague Library Othr Inst Mtrl	On-Line Databases/Subscription	$ 1,300	$ 1,650
13215094-555010	Sprague Library Othr Inst Mtrl	Print Resources	$ 3,229	$ 4,500
13215094-555070	Sprague Library Othr Inst Mtrl	Video Media	$ 400	$ -
13215094-555190	Sprague Library Othr Inst Mtrl	Other Library Supplies	$ 400	$ 2,248
13215095-543040	Sprague Library Inst Equip	Equipment M&R Supplies	$ 450	$ -
13216092-571120	Schofield Library Prof Dev	Conf/Mtgs - Professional Staff	$ 158	$ -
13216092-573020	Schofield Library Prof Dev	Dues - Professional Staff	$ 125	$ -
13216094-534095	Schofield Library Oth Ins Mtrl	On-Line Databases/Subscription	$ 1,300	$ 1,650
13216094-555010	Schofield Library Oth Ins Mtrl	Print Resources	$ 3,820	$ 3,000
13216094-555070	Schofield Library Oth Ins Mtrl	Electronic Media	$ 700	$ -
13216094-555190	Schofield Library Oth Ins Mtrl	Other Library Supplies	$ 425	$ 3,498
13216095-543040	Schofield Library Inst Equip	Equipment M&R Supplies	$ 800	$ -
13217092-571120	Upham Library Prof Developmt	Conf/Mtgs - Professional Staff	$ 300	$ -
13217094-534095	Upham Library Other Inst Mtrl	On-Line Databases/Subscription	$ 1,215	$ 1,250
13217094-555010	Upham Library Other Inst Mtrl	Print Resources	$ 2,981	$ 3,500
13217094-555070	Upham Library Other Inst Mtrl	Electronic Media	$ 250	$ -
13217094-555190	Upham Library Other Inst Mtrl	Other Library Supplies	$ 400	$ 197
13217095-543040	Upham Library Inst Equip	Equipment M&R Supplies	$ 300	$ -
		Library Sub-Total:	**$ 41,572**	**$ 41,572**
13211203-524090	Bates Curr/Inst Texts	Other Contractual Services	$ 500	$ -
13211203-553010	Bates Curr/Inst Texts	Textbooks And Related Software	$ 3,000	$ 4,784
13212202-524090	Fiske Curr/Inst Prof Developmt	Other Contractual Services	$ 500	$ -
13212203-553010	Fiske Curr/Inst Texts	Textbooks And Related Software	$ 3,000	$ 3,266
13213202-524090	Hardy Curr/Inst Prof Developmt	Other Contractual Services	$ 500	$ -
13213202-553010	Hardy Curr/Inst Prof Developmt	Textbooks And Related Software	$ 2,500	$ 3,059
13214202-524090	Hunnewell Curr/Inst Prof Dev	Other Contractual Services	$ 500	$ -
13214203-553010	Hunnewell Curr/Inst Texts	Textbooks And Related Software	$ 2,500	$ -
13215202-524090	Sprague Curr/Inst Prof Dev	Other Contractual Services	$ 500	$ -
13215203-553010	Sprague Curr/Inst Texts	Textbooks And Related Software	$ 3,000	$ 4,646
13216202-524090	Schofield Curr/Inst Prof Dev	Other Contractual Services	$ 500	$ -
13216203-553010	Schofield Curr/Inst Texts	Textbooks And Related Software	$ 3,000	$ 4,508
13217202-524090	Uphm Curr/Inst Prof Developmt	Other Contractual Services	$ 500	$ -
13217203-553010	Upham Curr/Inst Texts	Textbooks And Related Software	$ 2,500	$ 2,737
		Curriculum/Instruction Sub-Total:	**$ 23,000**	**$ 23,000**
13211042-571120	Bates Ed Tech Prof Developmt	Conf/Mtgs - Professional Staff	$ 215	$ -
13211044-553040	Bates Ed Tech Other Ins Mtrl	Instructional Materials	$ 19	$ -
13211045-524030	Bates Ed Tech Inst Equip	Equipment Maintenance	$ 143	$ -
13211046-553060	Bates Ed Tech General Supplies	Computer Supplies	$ 210	$ -
13211048-553050	Bates Ed Tech Software	Instructional Software	$ 6,704	$ 9,846
13212042-571120	Fiske Ed Tech Prof Developmt	Conf/Mtgs - Professional Staff	$ 192	$ -
13212045-524030	Fiske Ed Tech Inst Equip	Equipment Maintenance	$ 129	$ -
13212046-553060	Fiske Ed Tech General Supplies	Computer Supplies	$ 283	$ -
13212048-553050	Fiske Ed Tech Software	Instructional Software	$ 5,936	$ 6,722
13213042-571120	Hardy Ed Technology Prof Dev	Conf/Mtgs - Professional Staff	$ 164	$ -
13213044-553040	Hardy Ed Tech Other Inst Mtrl	Instructional Materials	$ 15	$ -
13213045-524030	Hardy Ed Technology Inst Equip	Equipment Maintenance	$ 109	$ -
13213046-553060	Hardy Ed Tech General Supplies	Computer Supplies	$ 163	$ -
13213048-553050	Hardy Ed Technology Software	Instructional Software	$ 6,396	$ 6,296

WELLESLEY PUBLIC SCHOOLS

Acct.	Org Dec	Obj Des	Fiscal Year 2022 Adjusted Budget	Fiscal Year 2023 Swing Space
13214042-571120	Hunnewell Ed Tech Prof Dev	Conf/Mtgs - Professional Staff	$ 154	$ -
13214044-553040	Hunnewell Ed Tech Oth Ins Mtrl	Instructional Materials	$ 14	$ -
13214045-524030	Hunnewell Ed Tech Inst Equip	Equipment Maintenance	$ 102	$ -
13214046-553060	Hunnewell Ed Tech Gen Supplies	Computer Supplies	$ 149	$ -
13214048-553050	Hunnewell Ed Tech Software	Instructional Software	$ 6,091	$ -
13215042-571120	Sprague Ed Technology Prof Dev	Conf/Mtgs - Professional Staff	$ 202	$ -
13215044-553040	Sprague Ed Tech Othr Inst Mtrl	Instructional Materials	$ 19	$ -
13215045-524030	Sprague Ed Tech Inst Equip	Equipment Maintenance	$ 135	$ -
13215046-553060	Sprague Ed Tech Gen Supplies	Computer Supplies	$ 198	$ -
13215048-553050	Sprague Ed Tech Inst Software	Instructional Software	$ 7,436	$ 9,562
13216042-571120	Schofield Ed Tech Prof Dev	Conf/Mtgs - Professional Staff	$ 184	$ -
13216044-553040	Schofield Ed Tech Oth Ins Mtrl	Instructional Materials	$ 14	$ -
13216045-524030	Schofield Ed Tech Inst Equip	Equipment Maintenance	$ 122	$ -
13216046-553060	Schofield Ed Tech Gen Supplies	Computer Supplies	$ 178	$ -
13216048-553050	Schofield Ed Tech Inst Softwre	Instructional Software	$ 6,135	$ 9,278
13217042-571120	Upham Ed Technology Prof Dev	Conf/Mtgs - Professional Staff	$ 120	$ -
13217044-553040	Upham Ed Tech Other Inst Mtrl	Instructional Materials	$ 11	$ -
13217045-524030	Upham Ed Tech Inst Equip	Equipment Maintenance	$ 160	$ -
13217046-553060	Upham Ed Tech Gen Supplies	Computer Supplies	$ 118	$ -
13217048-553050	Upham Ed Tech Inst Software	Instructional Software	$ 5,115	$ 5,633
		Education Technology Sub-Total:	**$ 47,335**	**$ 47,335**
13211902-571120	Bates Sped Prof Development	Conf/Mtgs - Professional Staff	$ 1,338	$ 1,500
13211903-553010	Bates Sped Texts	Textbooks And Related Software	$ 502	$ -
13211904-553015	Bates Sped Other Inst Mtrl	Testing Protocols	$ 3,353	$ 2,000
13211904-553040	Bates Sped Other Inst Mtrl	Instructional Materials	$ 2,477	$ 8,063
13211907-535040	Bates Sped Other Inst Srvcs	Pupil Tutoring Services	$ 101	$ 100
13212902-571110	Fiske Sped Prof Development	Conf/Mtgs - Administrators	$ 1,459	$ -
13212902-571120	Fiske Sped Prof Development	Conf/Mtgs - Professional Staff	$ 1,216	$ 1,500
13212903-553010	Fiske Sped Texts	Textbooks And Related Software	$ 502	$ -
13212904-553015	Fiske Sped Other Inst Mtrl	Testing Protocols	$ 2,258	$ 2,000
13212904-553040	Fiske Sped Other Inst Mtrl	Instructional Materials	$ 2,428	$ 4,833
13212907-535040	Fiske Sped Other Inst Services	Pupil Tutoring Services	$ 101	$ 100
13213902-571120	Hardy Sped Prof Development	Conf/Mtgs - Professional Staff	$ 1,338	$ 1,500
13213903-553010	Hardy Sped Texts	Textbooks And Related Software	$ 453	$ -
13213904-553015	Hardy Sped Other Inst Mtrl	Testing Protocols	$ 2,874	$ 2,000
13213904-553040	Hardy Sped Other Inst Mtrl	Instructional Materials	$ 2,428	$ 4,893
13213907-535040	Hardy Sped Other Inst Srvcs	Pupil Tutoring Services	$ 101	$ 100
13214902-571110	Hunnewell Sped Prof Developmt	Conf/Mtgs - Administrators	$ 1,459	$ -
13214902-571120	Hunnewell Sped Prof Developmt	Conf/Mtgs - Professional Staff	$ 1,459	$ -
13214903-553010	Hunnewell Sped Texts	Textbooks And Related Software	$ 500	$ -
13214904-553015	Hunnewell Sped Other Inst Mtrl	Testing Protocols	$ 2,258	$ -
13214904-553040	Hunnewell Sped Other Inst Mtrl	Instructional Materials	$ 3,339	$ -
13214907-535040	Hunnewell Sped Othr Inst Srvcs	Pupil Tutoring Services	$ 202	$ -
13215902-571110	Sprague Sped Prof Development	Conf/Mtgs - Administrators	$ 1,459	$ -
13215902-571120	Sprague Sped Prof Development	Conf/Mtgs - Professional Staff	$ 2,311	$ 1,500
13215903-553010	Sprague Sped Texts	Textbooks And Related Software	$ 600	$ -
13215904-553015	Sprague Sped Other Inst Mtrl	Testing Protocols	$ 2,942	$ 2,000
13215904-553040	Sprague Sped Other Inst Mtrl	Instructional Materials	$ 3,796	$ 9,498
13215907-535040	Sprague Sped Other Inst Srvcs	Pupil Tutoring Services	$ 202	$ 100

WELLESLEY PUBLIC SCHOOLS

Acct.	Org Dec	Obj Des	Fiscal Year 2022 Adjusted Budget	Fiscal Year 2023 Swing Space
13216902-571120	Schofield Sped Prof Developmt	Conf/Mtgs - Professional Staff	$ 1,459	$ 1,500
13216903-553010	Schofield Sped Texts	Textbooks And Related Software	$ 602	$ -
13216904-553015	Schofield Sped Other Inst Mtrl	Testing Protocols	$ 1,847	$ 2,000
13216904-553040	Schofield Sped Other Inst Mtrl	Instructional Materials	$ 2,884	$ 7,225
13216907-535040	Schofield Sped Othr Inst Srvcs	Pupil Tutoring Services	$ 101	$ 100
13217902-571110	Upham Sped Prof Development	Conf/Mtgs - Administrators	$ 1,459	$ -
13217902-571120	Upham Sped Prof Development	Conf/Mtgs - Professional Staff	$ 2,067	$ 1,500
13217903-553010	Upham Sped Texts	Textbooks And Related Software	$ 600	$ -
13217904-553015	Upham Sped Other Inst Mtrl	Testing Protocols	$ 1,437	$ 2,000
13217904-553040	Upham Sped Other Inst Mtrl	Instructional Materials	$ 3,796	$ 3,697
13217907-535040	Upham Sped Other Inst Srvcs	Pupil Tutoring Services	$ 101	$ 100
		Special Education Sub-Total:	**$ 59,809**	**$ 59,809**
13620111-530900	Bates Inclusion Therapy Exp	Other Professional Services	$ 5,000	$ 8,307
13620411-553040	Bates Incls Other Inst Mtrl	Instructional Materials	$ 550	$ -
13620112-530900	Fiske Inclusion Therapy Exp	Other Professional Services	$ 5,000	$ 6,007
13620412-553040	Fiske Incls Other Inst Mtrl	Instructional Materials	$ 2,600	$ -
13620113-530900	Hardy Inclusion Therapy Exp	Other Professional Services	$ 5,000	$ 6,049
13620413-553040	Hardy Incls Other Inst Mtrl	Instructional Materials	$ 100	$ -
13620114-530900	Hunnewell Inclusion Therpy Exp	Other Professional Services	$ 5,000	$ -
13620414-553040	Hunnewell Incls Othr Inst Mtrl	Instructional Materials	$ 2,100	$ -
13620115-530900	Sprague Inclusion Therapy Exp	Other Professional Services	$ 5,000	$ 9,329
13620415-553040	Sprague Incls Other Inst Mtrl	Instructional Materials	$ 600	$ -
13620116-530900	Schofield Inclusion Therpy Exp	Other Professional Services	$ 5,000	$ 7,711
13620416-553040	Schofield Incls Othr Inst Mtrl	Instructional Materials	$ 1,100	$ -
13620117-530900	Upham Inclusion Therapy Exp	Other Professional Services	$ 5,000	$ 5,197
13620417-553040	Upham Incls Other Inst Mtrl	Instructional Materials	$ 550	$ -
		Inclusion Sub-Total:	**$ 42,600**	**$ 42,600**
13211112-542010	Bates Mathematics Prof Dev	Office Supplies	$ 14	$ -
13211112-553060	Bates Mathematics Prof Dev	Computer Supplies	$ 13	$ -
13211112-571120	Bates Mathematics Prof Dev	Conf/Mtgs - Professional Staff	$ 440	$ 350
13211112-573010	Bates Mathematics Prof Dev	Dues - Administrators	$ 35	$ -
13211114-553040	Bates Math Other Inst Mtrl	Instructional Materials	$ 801	$ 1,491
13212112-542010	Fiske Mathematics Prof Dev	Office Supplies	$ 14	$ -
13212112-553060	Fiske Mathematics Prof Dev	Computer Supplies	$ 10	$ -
13212112-571120	Fiske Mathematics Prof Dev	Conf/Mtgs - Professional Staff	$ 375	$ 350
13212112-573010	Fiske Mathematics Prof Dev	Dues - Administrators	$ 35	$ -
13212114-553040	Fiske Mathematics Oth Ins Mtrl	Instructional Materials	$ 801	$ 907
13213112-542010	Hardy Mathematics Prof Dev	Office Supplies	$ 15	$ -
13213112-553060	Hardy Mathematics Prof Dev	Computer Supplies	$ 13	$ -
13213112-571120	Hardy Mathematics Prof Dev	Conf/Mtgs - Professional Staff	$ 519	$ 350
13213112-573010	Hardy Mathematics Prof Dev	Dues - Administrators	$ 35	$ -
13213114-553040	Hardy Mathematics Oth Ins Mtrl	Instructional Materials	$ 801	$ 827
13214112-542010	Hunnewell Mathematics Prof Dev	Office Supplies	$ 15	$ -
13214112-553060	Hunnewell Mathematics Prof Dev	Computer Supplies	$ 13	$ -
13214112-571120	Hunnewell Mathematics Prof Dev	Conf/Mtgs - Professional Staff	$ 375	$ -
13214112-573010	Hunnewell Mathematics Prof Dev	Dues - Administrators	$ 35	$ -
13214114-553040	Hunnewell Math Other Inst Mtrl	Instructional Materials	$ 801	$ -

WELLESLEY PUBLIC SCHOOLS

Acct.	Org Dec	Obj Des	Fiscal Year 2022 Adjusted Budget	Fiscal Year 2023 Swing Space
13215112-542010	Sprague Mathematics Prof Dev	Office Supplies	$ 15	$ -
13215112-553060	Sprague Mathematics Prof Dev	Computer Supplies	$ 10	$ -
13215112-571120	Sprague Mathematics Prof Dev	Conf/Mtgs - Professional Staff	$ 372	$ 350
13215112-573010	Sprague Mathematics Prof Dev	Dues - Administrators	$ 33	$ -
13215114-553040	Sprague Math Other Inst Mtrl	Instructional Materials	$ 801	$ 1,438
13216112-542010	Schofield Mathematics Prof Dev	Office Supplies	$ 14	$ -
13216112-553060	Schofield Mathematics Prof Dev	Computer Supplies	$ 10	$ -
13216112-571120	Schofield Mathematics Prof Dev	Conf/Mtgs - Professional Staff	$ 372	$ 350
13216112-573010	Schofield Mathematics Prof Dev	Dues - Administrators	$ 33	$ -
13216114-553040	Schofield Math Other Inst Mtrl	Instructional Materials	$ 801	$ 1,385
13217112-542010	Upham Mathematics Prof Dev	Office Supplies	$ 14	$ -
13217112-553060	Upham Mathematics Prof Dev	Computer Supplies	$ 10	$ -
13217112-571120	Upham Mathematics Prof Dev	Conf/Mtgs - Professional Staff	$ 372	$ 350
13217112-573010	Upham Mathematics Prof Dev	Dues - Administrators	$ 33	$ -
13217114-553040	Upham Mathematics Oth Ins Mtrl	Instructional Materials	$ 801	$ 703
		Mathematics Sub-Total:	**$ 8,851**	**$ 8,851**
13211132-571120	Bates Science Prof Developmt	Conf/Mtgs - Professional Staff	$ 180	$ -
13211134-553040	Bates Science Other Inst Mtrl	Instructional Materials	$ 5,100	$ 6,830
13212132-571120	Fiske Science Prof Developmt	Conf/Mtgs - Professional Staff	$ 180	$ -
13212134-553040	Fiske Science Other Inst Mtrl	Instructional Materials	$ 4,335	$ 4,663
13213132-571120	Hardy Science Prof Developmt	Conf/Mtgs - Professional Staff	$ 180	$ -
13213134-553040	Hardy Science Other Inst Mtrl	Instructional Materials	$ 4,275	$ 4,367
13214132-571120	Hunnewell Science Prof Dev	Conf/Mtgs - Professional Staff	$ 180	$ -
13214134-553040	Hunnewell Science Oth Ins Mtrl	Instructional Materials	$ 3,780	$ -
13215132-571120	Sprague Science Prof Developmt	Conf/Mtgs - Professional Staff	$ 180	$ -
13215134-553040	Sprague Science Othr Inst Mtrl	Instructional Materials	$ 5,295	$ 6,633
13216132-571120	Schofield Science Prof Dev	Conf/Mtgs - Professional Staff	$ 180	$ -
13216134-553040	Schofield Science Oth Ins Mtrl	Instructional Materials	$ 5,625	$ 6,436
13217132-571120	Upham Science Prof Developmt	Conf/Mtgs - Professional Staff	$ 180	$ -
13217134-553040	Upham Science Other Inst Mtrl	Instructional Materials	$ 3,165	$ 3,907
		Science Sub-Total:	**$ 32,835**	**$ 32,835**
13211072-530500	Bates Fitness Prof Developmt	Training And Development	$ 125	$ -
13211072-571120	Bates Fitness Prof Developmt	Conf/Mtgs - Professional Staff	$ 280	$ -
13211075-556020	Bates Fitness Inst Equip	Fitness And Athletic Supplies	$ 860	$ 1,621
13211076-542110	Bates Fitness Gen Supplies	Uniforms	$ 50	$ -
13212072-530500	Fiske Fitness Prof Developmt	Training And Development	$ 40	$ -
13212072-571120	Fiske Fitness Prof Developmt	Conf/Mtgs - Professional Staff	$ 180	$ -
13212075-524030	Fiske Fitness Inst Equip	Equipment Maintenance	$ 70	$ -
13212075-556020	Fiske Fitness Inst Equip	Fitness And Athletic Supplies	$ 700	$ 1,107
13212076-542110	Fiske Fitness General Supplies	Uniforms	$ 50	$ -
13213072-530500	Hardy Fitness Prof Developmt	Training And Development	$ 40	$ -
13213072-571120	Hardy Fitness Prof Developmt	Conf/Mtgs - Professional Staff	$ 180	$ -
13213075-556020	Hardy Fitness Inst Equip	Fitness And Athletic Supplies	$ 775	$ 1,036
13213076-542110	Hardy Fitness General Supplies	Uniforms	$ 50	$ -
13214072-530500	Hunnewell Fitness Prof Dev	Training And Development	$ 40	$ -
13214072-571120	Hunnewell Fitness Prof Dev	Conf/Mtgs - Professional Staff	$ 180	$ -
13214075-524030	Hunnewell Fitness Inst Equip	Equipment Maintenance	$ 70	$ -
13214075-556020	Hunnewell Fitness Inst Equip	Fitness And Athletic Supplies	$ 650	$ -
13214076-542110	Hunnewell Fitness Gen Supplies	Uniforms	$ 50	$ -

WELLESLEY PUBLIC SCHOOLS

Acct.	Org Dec	Obj Des	Fiscal Year 2022 Adjusted Budget	Fiscal Year 2023 Swing Space
13215072-530500	Sprague Fitness Prof Developmt	Training And Development	$ 40	$ -
13215072-571120	Sprague Fitness Prof Developmt	Conf/Mtgs - Professional Staff	$ 180	$ -
13215075-556020	Sprague Fintess Inst Equip	Fitness And Athletic Supplies	$ 770	$ 1,574
13215076-542110	Sprague Fitness Gen Supplies	Uniforms	$ 50	$ -
13215076-553040	Sprague Fitness Gen Supplies	Instructional Materials	$ 70	$ -
13216072-530500	Schofield Fitness Prof Dev	Training And Development	$ 40	$ -
13216072-571120	Schofield Fitness Prof Dev	Conf/Mtgs - Professional Staff	$ 180	$ -
13216075-556020	Schofield Fitness Inst Equip	Fitness And Athletic Supplies	$ 950	$ 1,527
13216076-542110	Schofield Fitness Gen Supplies	Uniforms	$ 50	$ -
13216076-553040	Schofield Fitness Gen Supplies	Instructional Materials	$ 100	$ -
13217072-530500	Upham Fitness Prof Developmt	Training And Development	$ 25	$ -
13217072-571120	Upham Fitness Prof Developmt	Conf/Mtgs - Professional Staff	$ 180	$ -
13217075-556020	Upham Fitness Inst Equip	Fitness And Athletic Supplies	$ 648	$ 927
13217076-542110	Upham Fitness General Supplies	Uniforms	$ 50	$ -
13217076-553040	Upham Fitness General Supplies	Instructional Materials	$ 70	$ -
		Fitness and Health Sub-Total:	**$ 7,793**	**$ 7,793**
13211122-571120	Bates Perf Arts Prof Dev	Conf/Mtgs - Professional Staff	$ 120	$ -
13211124-553040	Bates Perf Arts Othr Inst Mtrl	Instructional Materials	$ 350	$ 1,069
13211125-524030	Bates Perf Arts Inst Equip	Equipment Maintenance	$ 250	$ -
13212122-571120	Fiske Perf Arts Prof Dev	Conf/Mtgs - Professional Staff	$ 120	$ -
13212124-553040	Fiske Perf Arts Othr Inst Mtrl	Instructional Materials	$ 350	$ 730
13212125-524030	Fiske Perf Arts Inst Equip	Equipment Maintenance	$ 250	$ -
13213122-571120	Hardy Perf Arts Prof Developmt	Conf/Mtgs - Professional Staff	$ 120	$ -
13213124-553040	Hardy Perf Arts Othr Inst Mtrl	Instructional Materials	$ 350	$ 684
13213125-524030	Hardy Perf Arts Inst Equip	Equipment Maintenance	$ 250	$ -
13214122-571120	Hunnewell Perf Art Prof Dev	Conf/Mtgs - Professional Staff	$ 120	$ -
13214124-553040	Hunnewell Perf Art Oth Ins Mtl	Instructional Materials	$ 350	$ -
13214125-524030	Hunnewell Perf Arts Inst Equip	Equipment Maintenance	$ 250	$ -
13214127-571010	Hunnewell Perf Arts Other Ins Exp	Travel - Mileage	$ 100	$ -
13215122-571120	Sprague Perf Arts Prof Dev	Conf/Mtgs - Professional Staff	$ 120	$ -
13215124-553040	Sprague Perf Arts Oth Ins Mtrl	Instructional Materials	$ 350	$ 1,038
13215125-524030	Sprague Perf Arts Inst Equip	Equipment Maintenance	$ 250	$ -
13216122-571120	Schofield Perf Arts Prof Dev	Conf/Mtgs - Professional Staff	$ 120	$ -
13216124-553040	Schofield Perf Art Oth Ins Mtl	Instructional Materials	$ 350	$ 1,007
13216125-524030	Schofield Perf Arts Inst Equip	Equipment Maintenance	$ 250	$ -
13217122-571120	Upham Perf Arts Prof Dev	Conf/Mtgs - Professional Staff	$ 120	$ -
13217124-553040	Upham Perf Arts Othr Inst Mtrl	Instructional Materials	$ 350	$ 612
13217125-524030	Upham Perf Arts Inst Equip	Equipment Maintenance	$ 250	$ -
		Performing Art Sub-Total:	**$ 5,140**	**$ 5,140**
13211022-571120	Bates Art Prof Dev	Conf/Mtgs - Professional Staff	$ 200	$ -
13211025-524030	Bates Art Inst Equip	Equipment Maintenance	$ 250	$ -
13211026-553040	Bates Art General Supplies	Instructional Materials	$ 3,138	$ 4,552
13212022-571120	Fiske Art Prof Dev	Conf/Mtgs - Professional Staff	$ 200	$ -
13212025-524030	Fiske Art Inst Equip	Equipment Maintenance	$ 250	$ -
13212026-553040	Fiske Art General Supplies	Instructional Materials	$ 2,663	$ 3,108
13213022-571120	Hardy Art Prof Development	Conf/Mtgs - Professional Staff	$ 200	$ -
13213025-524030	Hardy Art Inst Equip	Equipment Maintenance	$ 250	$ -
13213026-553040	Hardy Art General Supplies	Instructional Materials	$ 2,431	$ 2,911
13214022-571120	Hunnewell Art Prof Development	Conf/Mtgs - Professional Staff	$ 200	$ -
13214025-524030	Hunnewell Art Inst Equip	Equipment Maintenance	$ 250	$ -
13214026-553040	Hunnewell Art General Supplies	Instructional Materials	$ 2,204	$ -

WELLESLEY PUBLIC SCHOOLS

Acct.	Org Dec	Obj Des	Fiscal Year 2022 Adjusted Budget	Fiscal Year 2023 Swing Space
13215022-571120	Sprague Art Prof Development	Conf/Mtgs - Professional Staff	$ 200	$ -
13215025-524030	Sprague Art Inst Equip	Equipment Maintenance	$ 250	$ -
13215026-553040	Sprague Art General Supplies	Instructional Materials	$ 3,288	$ 4,421
13216022-571120	Schofield Art Prof Dev	Conf/Mtgs - Professional Staff	$ 200	$ -
13216025-524030	Schofield Art Inst Equip	Equipment Maintenance	$ 315	$ -
13216026-553040	Schofield Art General Supplies	Instructional Materials	$ 2,899	$ 4,290
13217022-571120	Upham Art Prof Development	Conf/Mtgs - Professional Staff	$ 200	$ -
13217025-524030	Upham Art Inst Equip	Equipment Maintenance	$ 250	$ -
13217026-553040	Upham Art General Supplies	Instructional Materials	$ 2,049	$ 2,605
		Visual Art Sub-Total:	**$ 21,887**	**$ 21,887**
13211360-524050	Bates Building Technology	Computer Equipment Maintenance	$ 4,653	$ 4,600
13211360-530400	Bates Building Technology	Information Technology Serv	$ 6,548	$ 11,300
13211360-530500	Bates Building Technology	Training And Development	$ 273	$ -
13211360-534090	Bates Building Technology	Other Communications Services	$ 1,500	$ 1,500
13211360-543030	Bates Building Technology	Computers M&R Supplies	$ 2,152	$ 2,150
13212360-524050	Fiske Building Technology	Computer Equipment Maintenance	$ 3,540	$ 2,540
13212360-530400	Fiske Building Technology	Information Technology Serv	$ 5,729	$ 7,184
13212360-530500	Fiske Building Technology	Training And Development	$ 202	$ -
13212360-534090	Fiske Building Technology	Other Communications Services	$ 1,500	$ 1,500
13212360-543030	Fiske Building Technology	Computers M&R Supplies	$ 2,347	$ 2,150
13213360-524050	Hardy Building Technology	Computer Equipment Maintenance	$ 3,708	$ 3,700
13213360-530400	Hardy Building Technology	Information Technology Serv	$ 5,662	$ 5,380
13213360-530500	Hardy Building Technology	Training And Development	$ 205	$ -
13213360-534090	Hardy Building Technology	Other Communications Services	$ 1,500	$ 1,500
13213360-543030	Hardy Building Technology	Computers M&R Supplies	$ 1,950	$ 1,950
13214360-524050	Hunnewell Building Technology	Computer Equipment Maintenance	$ 3,587	$ -
13214360-530400	Hunnewell Building Technology	Information Technology Serv	$ 5,346	$ -
13214360-530500	Hunnewell Building Technology	Training And Development	$ 273	$ -
13214360-534090	Hunnewell Building Technology	Other Communications Services	$ 1,500	$ -
13214360-543030	Hunnewell Building Technology	Computers M&R Supplies	$ 2,237	$ -
13215360-524050	Sprague Building Technology	Computer Equipment Maintenance	$ 4,422	$ 4,400
13215360-530400	Sprague Building Technology	Information Technology Serv	$ 6,408	$ 11,000
13215360-530500	Sprague Building Technology	Training And Development	$ 223	$ -
13215360-534090	Sprague Building Technology	Other Communications Services	$ 1,500	$ 1,500
13215360-543030	Sprague Building Technology	Computers M&R Supplies	$ 2,152	$ 2,150
13216360-524050	Schofield Building Technology	Computer Equipment Maintenance	$ 4,036	$ 4,000
13216360-530400	Schofield Building Technology	Information Technology Serv	$ 6,872	$ 11,250
13216360-530500	Schofield Building Technology	Training And Development	$ 278	$ -
13216360-534090	Schofield Building Technology	Other Communications Services	$ 1,500	$ 1,500
13216360-543030	Schofield Building Technology	Computers M&R Supplies	$ 1,612	$ 1,750
13217360-524050	Upham Building Technology	Computer Equipment Maintenance	$ 3,318	$ 3,500
13217360-530400	Upham Building Technology	Information Technology Serv	$ 4,982	$ 5,461
13217360-534090	Upham Building Technology	Other Communications Services	$ 1,500	$ 1,500
13217360-543030	Upham Building Technology	Computers M&R Supplies	$ 1,000	$ 750
		Building Technology Sub-Total:	**$ 94,215**	**$ 94,215**
13211102-542010	Bates Literacy Prof Developmt	Office Supplies	$ 50	$ -
13211102-571120	Bates Literacy Prof Developmt	Conf/Mtgs - Professional Staff	$ 600	$ 200
13211103-553010	Bates Literacy Texts	Textbooks And Related Software	$ 1,524	$ 3,185
13212102-542010	Fiske Literacy Prof Developmt	Office Supplies	$ 50	$ -
13212102-571120	Fiske Literacy Prof Developmt	Conf/Mtgs - Professional Staff	$ 600	$ 200
13212103-553010	Fiske Literacy Texts	Textbooks And Related Software	$ 1,728	$ 2,111

WELLESLEY PUBLIC SCHOOLS

Acct.	Org Dec	Obj Des	Fiscal Year 2022 Adjusted Budget	Fiscal Year 2023 Swing Space
13213102-542010	Hardy Literacy Prof Developmt	Office Supplies	$ 50	$ -
13213102-571120	Hardy Literacy Prof Developmt	Conf/Mtgs - Professional Staff	$ 600	$ 200
13213103-553010	Hardy Literacy Texts	Textbooks And Related Software	$ 1,632	$ 1,965
13214102-542010	Hunnewell Literacy Prof Dev	Office Supplies	$ 50	$ -
13214102-571120	Hunnewell Literacy Prof Dev	Conf/Mtgs - Professional Staff	$ 400	$ -
13214103-553010	Hunnewell Literacy Texts	Textbooks And Related Software	$ 1,000	$ -
13215102-542010	Sprague Literacy Prof Dev	Office Supplies	$ 50	$ -
13215102-571120	Sprague Literacy Prof Dev	Conf/Mtgs - Professional Staff	$ 500	$ 200
13215103-553010	Sprague Literacy Texts	Textbooks And Related Software	$ 1,600	$ 3,087
13216102-542010	Schofield Literacy Prof Dev	Office Supplies	$ 50	$ -
13216102-571120	Schofield Literacy Prof Dev	Conf/Mtgs - Professional Staff	$ 500	$ 200
13216103-553010	Schofield Literacy Texts	Textbooks And Related Software	$ 2,336	$ 2,990
13217102-542010	Upham Literacy Prof Developmt	Office Supplies	$ 50	$ -
13217102-571120	Upham Literacy Prof Developmt	Conf/Mtgs - Professional Staff	$ 600	$ 200
13217103-553010	Upham Literacy Texts	Textbooks And Related Software	$ 2,305	$ 1,737
		Literacy Sub-Total:	**$ 16,275**	**$ 16,275**
13212994-553040	Fiske ELL Instructional Mtrls	Instructional Materials	$ 1,800	$ 2,716
13212997-571120	Fiske ELL Translation Services	Conf/Mtgs - Professional Staff	$ 700	$ -
13213994-553040	Hardy ELL Instructional Mtrls	Instructional Materials	$ 2,000	$ 1,972
13213997-571120	Hardy ELL Translation Service	Conf/Mtgs - Professional Staff	$ 700	$ -
13215994-553040	Sprague ELL Instruictional Matr	Instructional Materials	$ 1,000	$ 1,361
13215997-571120	Sprague ELL Translation Services	Conf/Mtgs - Professional Staff	$ 350	$ -
13216994-553040	Schofield ELL Instructional Mtls	Instructional Materials	$ 800	$ 2,100
13217994-553040	Upham ELL Instructional Mtrls	Instructional Materials	$ 800	$ -
		English Language Learner Sub-Total:	**$ 8,150**	**$ 8,149**
13211350-524030	Bates Nursing Services	Equipment Maintenance	$ 90	$ -
13211350-550010	Bates Nursing Services	Medical Supplies	$ 700	$ 1,275
13211350-571120	Bates Nursing Services	Conf/Mtgs - Professional Staff	$ 250	$ 250
13211350-542010	Bates Nursing Services	Office Supplies	$ 50	$ -
13212350-524030	Fiske Nursing Services	Equipment Maintenance	$ 90	$ -
13212350-542010	Fiske Nursing Services	Office Supplies	$ 50	$ -
13212350-550010	Fiske Nursing Services	Medical Supplies	$ 700	$ 790
13212350-571120	Fiske Nursing Services	Conf/Mtgs - Professional Staff	$ 125	$ 250
13213350-524030	Hardy Nursing Services	Equipment Maintenance	$ 90	$ -
13213350-542010	Hardy Nursing Services	Office Supplies	$ 50	$ -
13213350-550010	Hardy Nursing Services	Medical Supplies	$ 700	$ 725
13213350-571120	Hardy Nursing Services	Conf/Mtgs - Professional Staff	$ 125	$ 250
13214350-524030	Hunnewell Nursing Services	Equipment Maintenance	$ 90	$ -
13214350-542010	Hunnewell Nursing Services	Office Supplies	$ 50	$ -
13214350-550010	Hunnewell Nursing Services	Medical Supplies	$ 850	$ -
13214350-571120	Hunnewell Nursing Services	Conf/Mtgs - Professional Staff	$ 125	$ -
13215350-524030	Sprague Nursing Services	Equipment Maintenance	$ 90	$ -
13215350-542010	Sprague Nursing Services	Office Supplies	$ 50	$ -
13215350-550010	Sprague Nursing Services	Medical Supplies	$ 850	$ 1,230
13215350-571120	Sprague Nursing Services	Conf/Mtgs - Professional Staff	$ 125	$ 250
13216350-524030	Schofield Nursing Services	Equipment Maintenance	$ 90	$ -
13216350-542010	Schofield Nursing Services	Office Supplies	$ 50	$ -
13216350-550010	Schofield Nursing Services	Medical Supplies	$ 850	$ 1,185
13216350-571120	Schofield Nursing Services	Conf/Mtgs - Professional Staff	$ 125	$ 250

WELLESLEY
PUBLIC SCHOOLS

Acct.	Org Dec	Obj Des	Fiscal Year 2022 Adjusted Budget	Fiscal Year 2023 Swing Space
13217350-524030	Upham Nursing Services	Equipment Maintenance	$ 90	$ -
13217350-542010	Upham Nursing Services	Office Supplies	$ 50	$ -
13217350-550010	Upham Nursing Services	Medical Supplies	$ 700	$ 625
13217350-571120	Upham Nursing Services	Conf/Mtgs - Professional Staff	$ 125	$ 250
		Nursing Services Sub-Total:	**$ 7,330**	**$ 7,330**
	FY'23 Reallocation of Hunnewell Expenses:		**$ 648,076**	**$ 648,075**

Appendix E
Program Fees and Tuition Schedule

WELLESLEY PUBLIC SCHOOLS
Learning • Caring • Innovating

Program Fees Schedule

Program Fees

Wellesley Public Schools has relied on fees to offset the operating costs related to participation in sports, co-curricular activities, and classes not required for graduation. The fees offset material costs, stipends, and equipment. The program fee schedule include provides the following information:

- *Name:* This field may include the department where the fee is collected (Athletics, Visual Art, etc.) and/or the reason for the fee (Ceramics, Photography, etc.)
- *Org:* The organization code that corresponds to the Revolving Fund where the funds are deposited. Additional information about these funds can be found in the Financial Section under Special Revenue: Revolving Funds.
- *Object:* The object code that corresponds to the revenue account.
- *Grades:* When the fee corresponds to a particular grade level(s), they are noted in this column.
- *FY'22:* This column provides the fee amount charged to participants in school year 2021-2022 or fiscal year 2022.
- *FY'23:* This column provides the fee amount voted for school year 2022-2023 or fiscal year 2023.
- *Per:* This column notes the frequency of the fee. For instance, Athletic fees are charged per sport while the Visual Art fees are charged by course and vary depending on the length of the course (semester, year).
- *Annual # Students:* The estimated number of participants in school year 2021-2022.
- *FY'21 Actual:* The actual revenue received from fees in fiscal year 2021.
- *FY'22 Estimated:* The anticipated revenue to be received from fees in fiscal year 2022.

In 2016, the Superintendent created a Fees Task Force to examine the burden on parents. The goal then and now is to reduce and/or eliminate fees. With this long-standing goal, the district has proposed a significant reduction in fees. The FY'23 Voted Budget includes a proposal for two tuition/fee changes:

- Eliminate Visual Art fees (impacts students enrolled in elective Art Classes in Grades 8-12)
- Eliminate Student Activity fees (impacts Middle and High School students who participate in a club)
- Reduction of the Optional Bus Fee from $521 to $500 (impacts all students who opt to take the bus in Grades 7-12 and Kindergarten – Grade 6 who live within 2 miles of their assigned school).

The following tables provide the FY'23 Program Fees schedule voted for next year.

WELLESLEY PUBLIC SCHOOLS

CURRENT FEE STRUCTURE

Program Fees

	Name	Org	Obj	Grades	FY'22	FY'23	Per	Annual # Students	FY'21 Actual	FY'22 Est.
1	Athletics	28032370	423800	8	$200	$200	Sport	483	$0	$84,600
		28033370	423800	9-12	$300	$300	Sport	1564	$466,130	$424,365
2	Visual Arts Elective									
	Middle School	28033258	423800						$23,276	$20,020
	Ceramics			8	$30	$0	Semester	118		
	Digital Art			8	$30	$0	Semester	95		
	Draw/Paint			8	$40	$0	Semester	68		
	Jewelry			8	$50	$0	Semester	161		
	Photography			8	$60	$0	Semester	120		
	High School	28033259	423800						$40,048	$37,125
	Art, Books and Creativity			9-12	$60	$0	Semester	0		
	Animation			9-12	$30	$0	Semester	28		
	Ceramic Wheel			9-12	$40	$0	Semester	95		
	Ceramic Sculpture			9-12	$40	$0	Semester	26		
	Ceramic Wheel Advanced			9-12	$50	$0	Semester	48		
	Ceramic Intensive			9-12	$140	$0	Year	14		
	Creative Journal			9-12	$40	$0	Semester	9		
	Digital Art 1			9-12	$40	$0	Semester	47		
	Digital Art 2			9-12	$40	$0	Semester	23		
	Draw/Paint 1			9-12	$50	$0	Semester	79		
	Draw/Paint 2			9-12	$60	$0	Semester	44		
	Draw/Paint Intensive			9-12	$150	$0	Year	16		
	Evolutions Art			9-12	$50	$0	Semester	30		
	Jewelry 1			9-12	$50	$0	Semester	55		
	Jewelry 2			9-12	$65	$0	Semester	23		
	Jewelry 3			9-12	$75	$0	Semester	7		
	Jewelry Intensive			9-12	$200	$0	Year	12		
	Photography Beginner			9-12	$60	$0	Semester	104		
	Photography Intermediate			9-12	$60	$0	Semester	46		
	Photography Intensive			9-12	$140	$0	Year	20		
	Printmaking			9-12	$50	$0	Semester	12		
	Social Justice Through Art			9-12	$60	$0	Semester	6		
3	Instrumental Extension	28039347	489000	K-12					$563,291	$610,490
	Instrumental Extension (Includes Registration Fee)				$497.50	$512.50	30 Minutes	486		
	Instrumental Extension (Includes Registration Fee)				$733.75	$756.25	45 Minutes	331		
	Instrumental Extension (Includes Registration Fee)				$970.00	$1,000.00	60 Minutes	115		
	Registration Fee				$25	$25	Semester	0		
	Chamber Music Coaching - 12 - 30 min. sessions				$200	$200	30 Minutes	0		
	Chamber Music Coaching - 12 - 45 min. sessions				$288	$288	Year	0		
	Chamber Music Coaching - 12 - 60 min. sessions				$375	$375	Hour	6		
4	Instrument Rental									
	School Year				$75	$75		1	$100	$100
	Summer				$25	$25		1		
5	School Lunch								$49,102	$382,659
	Elementary			K-5	$0.00	$3.25				
	Middle School			6-8	$0.00	$3.65				
	High School			9-12	$0.00	$3.65				
	Milk (regular)			K-12	$0.75	$0.75				
6	Student Parking	28039270	436000	11-12	$250	$250	Semester		$19,832	$35,000
7	Bus Transportation	28039380	435000	K-12	$521	$500	Annual	1046	$31,905	$403,842
			483500							
8	Student Activities	28032375	483000	6-8	$150	$0	Annual	82	$7,852	$15,275
		28031000	489000	9-12	$150	$0	Annual	176	$29,551	$28,800
9	Elementary Before School Programs	Various							$6,545	$32,816
	45-Minute Program			K-5	$270	$270	Semester			
	60-Minute Program			K-5	$360	$360	Semester			
	75-Minute Program			K-5	$450	$450	Semester			

Tuition Schedule

Tuition

Wellesley Public Schools has three programs that charge tuition: Pre-School at Wellesley (PAWS), Child Lab, and In-District Specialized Programs. Each program is described below.

Pre-School at Wellesley (PAWS) is an integrated pre-school program. Students who qualify for an Individual Education Program (IEP) attend without paying tuition. Typically-developing students pay a tuition depending on the program they chose to enroll in. PAWS offers a variety of programs in terms of length of day and days per week to meet the needs of the community. In school year 2021-2022, PAWS added a ninth (9th) classroom to meet the demand for high-quality early childhood education. The tuition rates have remained stable over the past few years.

Child Lab is a childcare program run out of Wellesley High School that serves 18 children each year – a mix of resident and employee children. The tuition offsets the cost of the staff who support the program. The tuition rates were increased in school year 2021-2022. Rather than increase rates in school year 2022-2023, the district recommends moving 0.10 FTE of a Teacher's salary from the Revolving Fund to the Operating Budget.

Student Services has created a number of in-district programs to meet the needs of resident children. When space exists in one of these programs, and a non-resident students profile aligns with the program, the district may enroll a non-resident child in the program and charge the sending district tuition. The tuition rates are developed by calculating the actual per student cost of the program. The FY'23 tuition rates are based on the FY'22 actual per student costs. Students requiring a 1:1 Teaching Assistant or Paraprofessional will requiring the sending district to cover the actual salary and benefit cost of the individual hired.
The information provided includes:

- *Name:* This field may include the department where the fee is collected (Integrated Preschool) and/or the reason for the fee (Weekly Program – 7.0 hours per week).
- *Org:* The organization code that corresponds to the Revolving Fund where the funds are deposited. Additional information about these funds can be found in the Financial Section under Special Revenue: Revolving Funds.
- *Object:* The object code that corresponds to the revenue account.
- *Grades:* When the fee corresponds to a particular grade level(s), they are noted in this column.
- *FY'22:* This column provides the fee amount charged to participants in school year 2021-2022 or fiscal year 2022.
- *FY'23:* This column provides the tuition amount voted for school year 2022-2023 or fiscal year 2023.
- *Per:* This column notes the frequency of the fee. Tuition rates are based on an annual amount.
- *Annual # Students:* The estimated number of participants in school year 2021-2022.
- *FY'21 Actual:* The actual revenue received from tuition in fiscal year 2021.

- *FY'22 Estimated:* The anticipated revenue to be received from tuition in fiscal year 2022.

When a student either enrolls late or leaves early, the tuition rates are pro-rated based on the number of days the child was enrolled in the program. Absences are not deducted from the tuition rate calculations.

The following tables provide the FY'23 Tuition schedule voted for next year.

WELLESLEY PUBLIC SCHOOLS

CURRENT FEE STRUCTURE

Tuition

	Name	Org	Obj	Grades	FY'22	FY'23	Per	Annual # Students	FY'21 Actual	FY'22 Est.
1	Integrated Preschool	28030337	434000						$209,682	$486,973
	Weekly Program - 7.0 hours per week				$ 2,660	$ 2,660	Annual	4		
	Weekly Program - 7.5 hours per week				$ 2,850	$ 2,850	Annual	4		
	Weekly Program - 8.5 hours per week				$ 3,230	$ 3,230	Annual	5		
	Weekly Program - 11.5 hours per week				$ 4,370	$ 4,370	Annual	5		
	Weekly Program - 14.5 hours per week				$ 5,510	$ 5,510	Annual	5		
	Weekly Program - 15.75 hours per week				$ 5,985	$ 5,985	Annual	17		
	Weekly Program - 18.75 hours per week				$ 5,985	$ 5,985	Annual	8		
	Weekly Program - 20 hours per week				$ 7,600	$ 7,600	Annual	10		
	Weekly Program - 22.75 hours per week				$ 8,640	$ 8,640	Annual	29		
	Remote Learning School				$ 7,900	$ -	Annual	7		
	Before School - 1 day per week				$ 160	$ 160	Annual			
	Before School - 2 day per week				$ 320	$ 320	Annual			
	Before School - 3 day per week				$ 480	$ 480	Annual			
	Before School - 4 day per week				$ 640	$ 640	Annual			
	Lunchbunch - Tuesdays				$ 510	$ 510	Annual			
	Lunchbunch - Thursdays				$ 465	$ 465	Annual			
	Lunchbunch - Fridays				$ 495	$ 495	Annual			
	Enrichment - Friday AM (starts at x.xx AM)				$ 1,620	$ 1,620	Annual			
	Enrichment - Monday PM (starts at 1:00 PM)				$ 814	$ 814	Annual			
	Enrichment - Tuesday PM (start at 1:00 PM)				$ 919	$ 919	Annual			
	Enrichment - Thursday PM (start at 1:00 PM)				$ 971	$ 971	Annual			
	Enrichment - Friday PM (start at 1:00 PM)				$ 945	$ 945	Annual			
2	Child Lab Tuition (with $300 Deposit)	28039349	434000		$ 6,300	$ 6,300	Annual	18	$0	$105,675
3	Special Education Program: Non-Resident	28039337	434000						$207,388	$146,941
	Extended School Year				$ 1,275	$ 2,375				
	Elementary Skills Program			K-5	$ 59,467	$ 59,467	Annual			
	Elementary Therapeutic Learning Center (TLC)			K-5	$ 52,785	$ 52,785	Annual			
	Elementary Integrated Spec. Svc. (ISS) Program			K-5	$ 40,574	$ 40,574	Annual			
	Elementary Language Based Program			K-5	$ 53,713	$ 53,713	Annual			
	High School Cornerstones Program			9-12	$ 18,503	$ 18,503	Annual			
	High School Gateway Program			9-12	$ 15,970	$ 15,970	Annual			
	1:1 Teaching Assistant + Actual Health Benefits			K-12	$ 35,049	$ 35,049	Annual			
	1:1 Paraprofessional + Actual Health Benefits			K-12	$ 41,617	$ 41,617	Annual			

Appendix F
Revenue Summary

WELLESLEY PUBLIC SCHOOLS
Learning • Caring • Innovating

Revenue Summary

Revenue Summary

There are three main revenue sources described in the FY'23 Voted Budget document: General Fund Offsets and Grants and Revolving Funds. Each source is described below:

- *General Fund:* The FY'23 Voted Budget is broken into two categories: salary and other compensation and expenses. The Town of Wellesley requires the district to budget for the first year of health benefits. The overall impact is noted for FY'22 and FY'23.

- *Local Revenue Supporting General Fund Offsets:* There are a number of revenue sources that are used to reduce the overall tax burden of the schools. These are called "budgeted offsets." Revenue is collected and deposited into a Revolving Fund. As revenue is collected, the district processes an accounting adjustment to move expenses to the Revolving Fund. These negative budget accounts represent the revenue the district anticpates receiving to offset expenses in the General Fund budget. Additional information can be found in the Financial Section under Special Revenue: Revolving Fund.

- *State, Federal, and Revolving Revenues Augmenting Educational Programs:* This section is further broken out into Chapter 70 State Aid, State Grants, Federal Grants and Private Grants. The FY'22 amount assumes the full grant will be expended. Most Federal Grants are subject to the Tydings Amendment that allows funds to be used over multiple fiscal years. Additional information can be found in the Financial Section under Special Revenue: Grants.

The following table provides the FY'23 Revenue Summary.

FY'23 REVENUE SUMMARY

		FY'22	FY'23
GENERAL FUND			
	Salary and Other Compensation	$ 72,959,489	$ 75,217,432
	Expenses	$ 9,580,765	$ 9,584,835
	Total General Fund Budget	**$ 82,540,254**	**$ 84,802,267**
	Health Benefits	*$ (202,500)*	*$ 10,000*
LOCAL REVENUE SUPPORTING GENERAL FUND OFFSETS		**FY'22**	**FY'23**
	Est. Circuit Breaker @ 75% for FY'22 and FY'23	$ 3,365,782	$ 3,246,487
	METCO Offset *	$ 89,896	$ 89,896
	Art Fees: Middle School	$ 15,000	$ -
	Art Fees: High School	$ 26,250	$ -
	Athletic Fees: Middle School	$ 73,381	$ 83,381
	Athletic Fees: High School	$ 457,300	$ 475,000
	Athletic Revolving: Health and Nursing	$ 5,648	$ 5,648
	Bus Fee: Transportation	$ 416,800	$ 407,150
	Out of District: Transportation	$ 18,750	$ 18,750
	Student Activities: Middle School	$ 19,500	$ -
	Student Activities: High School	$ 19,875	$ -
	Non-Resident Special Education Tuition	$ 95,970	$ 95,970
	Parking Fees	$ 35,000	$ 35,000
	Preschool Tuition	$ 267,104	$ 450,000
	Total General Fund Offsets	**$ 4,906,256**	**$ 4,907,282**
STATE, FEDERAL AND REVOLVING REVENUES AUGMENTING EDUCATIONAL PROGRAMS		**FY'22 ****	**FY'23 ****
	Chapter 70 State Aid	$ 9,407,484	$ 9,407,484
	State Aid Subtotal	$ 9,407,484	$ 9,407,484
	GRANTS	**FY'22 ****	**FY'23 ****
State	METCO Grant (Fund 317)	$ 1,195,780	$ 1,195,780
	Comprehensive School Health	$ 29,600	$ 5,000
Federal	Caronavirus Relief Fund (CvRF) (Fund 102)	$ 40,379	$ -
	School Emergency Relief Grant II (Fund 115)	$ 447,227	$ -
	School Emergency Relief Grant III (Fund 119)	$ -	$ 982,642
	Title II-A: Educator Quality (Fund 140)	$ 104,492	$ 65,541
	Title III: English Language Acquisition (Fund 180)	$ 33,879	$ 14,513
	IDEA Grant (Fund 240)	$ 1,610,598	$ 1,203,617
	Syste for Student Success (SfSS) (Fund 248)	$ 43,320	$ -
	American Rescue Plan (ARP) (IDEA) (Fund 252)	$ 272,758	$ -
	Early Childhood Special Education Grant (Fund 262)	$ 37,164	$ 31,145
	American Rescue Plan (ARP) (Early Childhood) (Fund 264)	$ 24,270	$ -
	IDEA Special Education Prog. Imp. (Fund 274)	$ 15,145	$ -
	Early Childhood Targeted Spec. Ed. (Fund 298)	$ 1,574	$ -
	Title I: Improving Basics Program Grant (Fund 305)	$ 154,198	$ 136,542
	Title IV: Student Support (Fund 309)	$ 10,937	$ 10,000
Private	PTO's and Other Donations (anticipated)**	$ 100,000	$ 100,000
	WEF Grants (anticipated)**	$ 225,000	$ 225,000
	Grant Subtotal	$ 4,346,321	$ 3,969,780
	Total State, Federal and Revolving Revenues	**$ 18,660,061**	**$ 18,284,546**

* Included as part of the METCO total grant.
** Estimated total for FY'22 and FY'23

Appendix G
Athletics

WELLESLEY PUBLIC SCHOOLS
Learning • Caring • Innovating

Athletics

The Wellesley Public Schools has a vibrant Athletics program governed by the Massachusetts Interscholastic Athletic Association (MIAA), with a wide array of sports offerings for students. The Wellesley Public Schools' combined Middle School and High School Athletic program is a $1.75 million operation considering the cost of the sports as well as the administration of the entire program, with just over 2,000 team members across 45 sports [some team members participate in multiple sports during the year].

The budget in this section is presented by season, and within each season by boys, girls, and co-ed sports. It also includes the FY'20 through FY'22 budgets plus the FY'23 Voted Budget. A copy of the aggregate-level budget by season is also included in this section for easy reference.

There are costs within the budget that are dictated by contractual terms or by league rules and rates. For example, the rate for each coach is established through the collective bargaining agreement between the Wellesley School Committee and the Wellesley Educator's Association. The officials for each sport are paid based on rates set by MIAA, and MIAA also sets the dues that the District pays to participate in the league. Transportation costs are based on the contract rate resulting from the District's bid for all of its transportation. Helmet and gear reconditioning is a safety requirement. The total cost of each of these items is calculated based on the number of games, distances and wait times for the buses, and the number of students participating in the sport.

The Athletic Director has a replacement plan for uniforms based on the age, condition and type of use/wear and tear on the clothing. This replacement cost is shown as its own line item in the budget for each sport, but the actual expenditures are included within the *Supplies* line. Supplies also includes rule books, score books, training room supplies, consumable items (corner flags, balls for all sports, pinnies, swim caps, timing devices, etc.)

In FY'20, the Wellesley Sports Center (900 Worcester Street) opened. This public-private partnership allows for a long-term lease of Town of Wellesley owned land to a private company, Wellesley Sports Center, LLC, to build, maintain and operate a multi-purpose sports complex. The facility features two National Hockey League (NHL) regulation ice surfaces, indoor synthetic turf field, competition swimming pool, warm up pool, sports rehabilitation, strength training, fitness/dance studio, track, and an academic coaching center. The facility is the home to the Wellesley Raiders swim, dive, and hockey teams. As part of the public-private partnership agreement, the Wellesley Raider teams receive preferential practice and game times that we believe will be beneficial to students and parents. Below is a summary of Facility Rental expenses incurred by the district to support our Athletic teams, particularly swimming, diving and ice hockey. The cost increases are based on the Town's agreement.

	FY'17 Expended	FY'18 Expended	FY'19 Expended	FY'20 Expended	FY'21 Expended	FY'22 Budget	FY'23 Budget
Facility Rental	$102,634	$95,027	$92,467	$156,159	$100,876	$223,458	$247,630

During COVID, many Athletic sports were altered to adhere to new strict safety guidelines, postponed to a newly created Fall 2 season, or cancelled altogether. All Middle School Athletics were cancelled in school year 2019-2020. Beginning in August 2021, Athletics at both the Middle and High Schools have resumed pre-COVID schedules.

Highlights of this FY'23 Voted Budget are:

- Elimination of Wellesley Middle School Football (will be replaced with Youth Football);
- Increased costs for the rental of facilities, particularly the Wellesley Sports Center complex; and
- Anticipated transportation costs related to the new five-year contract award.

Athletic Fee Revenue:

There is no question that the Athletic program is enormously beneficial for our students. To sustain the program over the years, the district has an Athletic Fee of $200/sport at the Middle School and $300/sport at the High School with a family cap of $1,500. This is a general fee amount for participation in each sport. The intent of the fee is to support the overall viability of the Athletic program and encourage participation, rather than assess a dollar-for-dollar fee commensurate with the cost of the specific sport. The total cost of the Athletic program is approximately $1.75M with approximately $530K covered through participation fees.

The revenue generated from the participation fees in sports is expected to be slightly less than pre-COVID participant rates. High School gate receipts are expected to generate approximately $63K of revenue. Gate receipts and participation fees are used as a general offset to the total cost of the Athletics program. The program is also strongly supported by the individual Booster organizations for each sport and their generosity contributes to the success of the program and of our students.

Additional financial information related to the Athletics program can be found in the Financial Section under Special Revenue: Revolving Fund.

HIGH SCHOOL BOYS TEAMS
Football (Fall Sport)

		FY'20		FY'21		FY'22		FY'23	
	Participants		**79**		**80**		**72**		**73 est.**
A	Head Coach	1	$ 10,792	1	$ 10,792	1	$ 11,008	1	$ 11,008
	Assistant Coach	6	$ 32,878	6	$ 32,878	6	$ 33,537	6	$ 33,537
	P/T (Stipend)		$ -		$ -		$ -		$ -
B	Supplies		$ 6,000		$ 6,000		$ 6,000		$ 6,000
C	Uniforms		$ -		$ -		$ -		$ 5,000
D	Dues		$ -		$ -		$ -		$ -
E	Facilities		$ -		$ -		$ -		$ -
F	Officials		$ 5,983		$ 6,733		$ 6,926		$ 7,172
G	Transportation		$ 13,512		$ 14,040		$ 15,120		$ 17,400
H	Game Personnel		$ 3,936		$ 3,960		$ 4,392		$ 4,410
I	Reconditioning/Other Expense		$ 7,750		$ 7,800		$ 7,800		$ 7,900
	Total		**$ 80,851**		**$ 82,203**		**$ 84,783**		**$ 92,427**

HIGH SCHOOL BOYS TEAMS
Soccer (Fall Sport)

		FY'20		FY'21		FY'22		FY'23	
	Participants		**74**		**70**		**72**		**71 est.**
A	Head Coach	1	$ 7,485	1	$ 7,485	1	$ 7,635	1	$ 7,635
	Assistant Coach	2	$ 9,356	2	$ 9,356	2	$ 9,544	2	$ 9,544
	P/T (Stipend)	1	$ 1,000	1	$ 1,000	1	$ 1,000	1	$ 1,000
B	Supplies		$ 1,000		$ 1,000		$ 1,000		$ 1,000
C	Uniforms		$ 3,500		$ -		$ 3,500		$ -
D	Dues		$ -		$ -		$ -		$ -
E	Facilities		$ -		$ -		$ -		$ -
F	Officials		$ 4,496		$ 4,648		$ 4,800		$ 4,992
G	Transportation		$ 12,386		$ 12,870		$ 13,860		$ 15,950
H	Game Personnel		$ 350		$ 350		$ 350		$ 350
I	Reconditioning/Other Expense		$ -		$ -		$ -		$ -
	Total		**$ 39,573**		**$ 36,709**		**$ 41,689**		**$ 40,471**

HIGH SCHOOL BOYS TEAMS
Golf (Fall Sport)

		FY'20		FY'21		FY'22		FY'23	
	Participants		**29**		**28**		**30**		**30 est.**
A	Head Coach	1	$ 7,153	1	$ 7,485	1	$ 7,635	1	$ 7,635
	Assistant Coach	1	$ 4,560	1	$ 4,678	1	$ 4,772	1	$ 4,772
	P/T (Stipend)		$ -		$ -		$ -		$ -
B	Supplies		$ 700		$ 1,000		$ 1,000		$ 1,000
C	Uniforms		$ 600		$ 600		$ 600		$ 600
D	Dues		$ -		$ -		$ -		$ -
E	Facilities		$ 3,500		$ 3,750		$ 3,750		$ 4,125
F	Officials		$ -		$ -		$ -		$ -
G	Transportation		$ 10,697		$ 11,115		$ 11,970		$ 13,775
H	Game Personnel		$ -		$ -		$ -		$ -
I	Reconditioning/Other Expense		$ 100		$ 100		$ 100		$ 100
	Total		**$ 27,310**		**$ 28,728**		**$ 29,827**		**$ 32,007**

HIGH SCHOOL GIRLS TEAMS
Soccer (Fall Sport)

		FY'20		FY'21		FY'22		FY'23	
	Participants		**62**		**60**		**75**		**71 est.**
A	Head Coach	1	$ 7,485	1	$ 7,485	1	$ 7,635	1	$ 7,635
	Assistant Coach	2	$ 9,356	2	$ 9,356	2	$ 9,544	2	$ 9,544
	P/T (Stipend)	1	$ 1,000	1	$ 1,000	1	$ 1,000	1	$ 1,000
B	Supplies		$ 1,000		$ 1,000		$ 1,000		$ 1,000
C	Uniforms		$ 3,500		$ 3,500		$ 3,500		$ -
D	Dues		$ -		$ -		$ -		$ -
E	Facilities		$ -		$ -		$ -		$ -
F	Officials		$ 4,496		$ 4,648		$ 4,800		$ 4,992
G	Transportation		$ 12,386		$ 12,870		$ 13,860		$ 15,950
H	Game Personnel		$ 350		$ 350		$ 350		$ 350
I	Reconditioning/Other Expense		$ -		$ -		$ -		$ -
	Total		**$ 39,573**		**$ 40,209**		**$ 41,689**		**$ 40,471**

HIGH SCHOOL GIRLS TEAMS
Swimming/Diving (Fall Sport)

		FY'20		FY'21		FY'22		FY'23	
	Participants		**36**		**36**		**32**		**36 est.**
A	Head Coach	1	$ 7,485	1	$ 7,485	1	$ 7,635	1	$ 7,635
	Assistant Coach	1.5	$ 7,017	1.5	$ 7,017	1.5	$ 7,158	1.5	$ 7,158
	P/T (Stipend)	1	$ 1,000	1	$ 1,000	1	$ 1,000	1	$ 1,000
B	Supplies		$ 600		$ 600		$ 600		$ 600
C	Uniforms		$ 1,500		$ 1,500		$ 1,500		$ 500
D	Dues		$ -		$ -		$ -		$ -
E	Facilities		$ 29,363		$ 30,097		$ 32,204		$ 35,424
F	Officials		$ 1,140		$ 1,308		$ 1,332		$ 1,392
G	Transportation		$ 3,378		$ 3,510		$ 3,780		$ 4,350
H	Game Personnel		$ -		$ -		$ -		$ -
I	Reconditioning/Other Expense		$ 100		$ 250		$ 250		$ 250
	Total		**$ 51,583**		**$ 52,767**		**$ 55,459**		**$ 58,309**

HIGH SCHOOL GIRLS TEAMS
Field Hockey (Fall Sport)

		FY'20		FY'21		FY'22		FY'23	
	Participants		**53**		**62**		**57**		**56 est.**
A	Head Coach	1	$ 7,485	1	$ 7,485	1	$ 7,635	1	$ 7,635
	Assistant Coach	2	$ 9,356	2	$ 9,356	2	$ 9,544	2	$ 9,544
	P/T (Stipend)	1	$ 1,000	1	$ 1,000	1	$ 1,000	1	$ 1,000
B	Supplies		$ 1,000		$ 1,000		$ 1,000		$ 1,000
C	Uniforms		$ 2,500		$ -		$ -		$ -
D	Dues		$ -		$ -		$ -		$ -
E	Facilities		$ -		$ -		$ -		$ -
F	Officials		$ 4,496		$ 4,648		$ 4,800		$ 4,992
G	Transportation		$ 11,823		$ 12,285		$ 13,230		$ 15,225
H	Game Personnel		$ 350		$ 350		$ 350		$ 350
I	Reconditioning/Other Expense		$ -		$ -		$ -		$ -
	Total		**$ 38,010**		**$ 36,124**		**$ 37,559**		**$ 39,746**

HIGH SCHOOL GIRLS TEAMS
Volleyball (Fall Sport)

		FY'20		FY'21		FY'22		FY'23	
	Participants		**38**		**42**		**42**		**42 est.**
A	Head Coach	1	$ 7,153	1	$ 7,485	1	$ 7,635	1	$ 7,635
	Assistant Coach	2	$ 9,120	2	$ 9,356	2	$ 9,544	2	$ 9,544
	P/T (Stipend)	1	$ 1,000	1	$ 1,000	1	$ 1,000	1	$ 1,000
B	Supplies		$ 2,800		$ 1,000		$ 1,000		$ 1,000
C	Uniforms		$ -		$ 2,500		$ 2,500		$ -
D	Dues		$ -		$ -		$ -		$ -
E	Facilities		$ -		$ -		$ -		$ -
F	Officials		$ 4,432		$ 4,584		$ 4,712		$ 4,904
G	Transportation		$ 5,630		$ 5,850		$ 6,300		$ 7,250
H	Game Personnel		$ -		$ -		$ -		$ -
I	Reconditioning/Other Expense		$ -		$ -		$ -		$ -
	Total		**$ 30,135**		**$ 31,775**		**$ 32,691**		**$ 31,333**

HIGH SCHOOL CO-ED TEAMS
Cheerleading (Fall Sport)

		FY'20		FY'21		FY'22		FY'23	
	Participants		**12**		**15**		**6**		**8 est.**
A	Head Coach	1	$ 7,153	1	$ 7,485	1	$ 7,635	1	$ 7,635
	Assistant Coach		$ -		$ -		$ -		$ -
	P/T (Stipend)	1	$ 1,000	1	$ 1,000	1	$ 1,000	1	$ 1,000
B	Supplies		$ 7,500		$ 2,500		$ 2,500		$ 2,500
C	Uniforms		$ 5,000		$ -		$ -		$ -
D	Dues		$ -		$ -		$ -		$ -
E	Facilities		$ -		$ -		$ -		$ -
F	Officials		$ -		$ -		$ -		$ -
G	Transportation		$ 5,630		$ 5,850		$ 6,300		$ 7,250
H	Game Personnel		$ -		$ -		$ -		$ -
I	Reconditioning/Other Expense		$ 1,500		$ 1,500		$ 1,200		$ 1,200
	Total		**$ 27,783**		**$ 18,335**		**$ 18,635**		**$ 19,585**

HIGH SCHOOL COED TEAMS
Cross Country (Fall Sport)

		FY'20		FY'21		FY'22		FY'23	
	Participants		**112**		**122**		**127**		**126 est.**
A	Head Coach	2	$ 14,306	2	$ 14,970	2	$ 15,270	2	$ 15,270
	Assistant Coach	2	$ 9,120	2	$ 9,356	2	$ 9,544	2	$ 9,544
	P/T (Stipend)	2	$ 2,000	2	$ 2,000	2	$ 2,000	2	$ 2,000
B	Supplies		$ 600		$ 800		$ 800		$ 800
C	Uniforms		$ -		$ 2,400		$ 1,200		$ 1,200
D	Dues		$ -		$ -		$ -		$ -
E	Facilities		$ -		$ -		$ -		$ -
F	Officials		$ 770		$ 800		$ 810		$ 830
G	Transportation		$ 18,016		$ 18,720		$ 20,160		$ 23,200
H	Game Personnel		$ -		$ -		$ -		$ -
I	Reconditioning/Other Expense		$ 1,400		$ 1,400		$ 1,400		$ 1,400
	Total		**$ 46,212**		**$ 50,446**		**$ 51,184**		**$ 54,244**

MIDDLE SCHOOL BOYS TEAMS
Football (Fall Sport)

			FY'20		FY'21		FY'22		FY'23
	Participants		**26**		**0**		**30**		**0**
A	Head Coach	3	$ 12,933	0	$ -	3	$ 13,191	0	$ -
	Assistant Coach		$ -		$ -		$ -		$ -
	P/T (Stipend)		$ -		$ -		$ -		$ -
B	Supplies		$ 1,000		$ -		$ 1,000		$ -
C	Uniforms		$ -		$ -		$ -		$ -
D	Dues		$ -		$ -		$ -		$ -
E	Facilities		$ -		$ -		$ -		$ -
F	Officials		$ 816		$ -		$ 864		$ -
G	Transportation		$ 2,252		$ -		$ 2,520		$ -
H	Game Personnel		$ -		$ -		$ -		$ -
I	Reconditioning/Other Expense		$ 4,250		$ -		$ 4,400		$ -
	Total		**$ 21,251**		**$ -**		**$ 21,975**		**$ -**

MIDDLE SCHOOL BOYS TEAMS
Soccer (Fall Sport)

			FY'20		FY'21		FY'22		FY'23
	Participants		**26**		**0**		**21**		**24 est.**
A	Head Coach	1	$ 3,741	0	$ -	1	$ 3,816	1	$ 3,816
	Assistant Coach		$ -		$ -		$ -		$ -
	P/T (Stipend)		$ -		$ -		$ -		$ -
B	Supplies		$ 300		$ -		$ 300		$ 300
C	Uniforms		$ 168		$ -		$ 168		$ 192
D	Dues		$ -		$ -		$ -		$ -
E	Facilities		$ -		$ -		$ -		$ -
F	Officials		$ 868		$ -		$ 924		$ 966
G	Transportation		$ 3,378		$ -		$ 3,780		$ 4,350
H	Game Personnel		$ -		$ -		$ -		$ -
I	Reconditioning/Other Expense		$ -		$ -		$ -		$ -
	Total		**$ 8,455**		**$ -**		**$ 8,988**		**$ 9,624**

MIDDLE SCHOOL GIRLS TEAMS
Field Hockey (Fall Sport)

			FY'20		FY'21		FY'22		FY'23
	Participants		**42**		**COVID**		**18**		**40 est.**
A	Head Coach	2	$ 7,482	0	$ -	2	$ 7,632	2	$ 7,632
	Assistant Coach		$ -		$ -		$ -		$ -
	P/T (Stipend)		$ -		$ -		$ -		$ -
B	Supplies		$ 3,400		$ -		$ 1,400		$ 1,400
C	Uniforms		$ 252		$ -		$ 252		$ 288
D	Dues		$ -		$ -		$ -		$ -
E	Facilities		$ -		$ -		$ -		$ -
F	Officials		$ 1,736		$ -		$ 1,848		$ 1,932
G	Transportation		$ 3,378		$ -		$ 3,780		$ 4,350
H	Game Personnel		$ -		$ -		$ -		$ -
I	Reconditioning/Other Expense		$ -		$ -		$ -		$ -
	Total		**$ 16,248**		**$ -**		**$ 14,912**		**$ 15,602**

MIDDLE SCHOOL GIRLS TEAMS
Soccer (Fall Sport)

		FY'20		FY'21		FY'22		FY'23	
	Participants		**19**		**COVID**		**26**		**22 est.**
A	Head Coach	1	$ 3,741	0	$ -	1	$ 3,816	1	$ 3,816
	Assistant Coach		$ -		$ -		$ -		$ -
	P/T (Stipend)		$ -		$ -		$ -		$ -
B	Supplies		$ 350		$ -		$ 300		$ 300
C	Uniforms		$ 168		$ -		$ 168		$ 192
D	Dues		$ -		$ -		$ -		$ -
E	Facilities		$ -		$ -		$ -		$ -
F	Officials		$ 868		$ -		$ 924		$ 966
G	Transportation		$ 3,941		$ -		$ 4,095		$ 5,075
H	Game Personnel		$ -		$ -		$ -		$ -
I	Reconditioning/Other Expense		$ -		$ -		$ -		$ -
	Total		**$ 9,068**		**$ -**		**$ 9,303**		**$ 10,349**

MIDDLE SCHOOL GIRLS TEAMS
Volleyball (Fall Sport)

		FY'20		FY'21		FY'22		FY'23	
	Participants		**24**		**COVID**		**19**		**21 est.**
A	Head Coach	1	$ 3,646	0	$ -	1	$ 3,816	1	$ 3,816
	Assistant Coach		$ -		$ -		$ -		$ -
	P/T (Stipend)		$ -		$ -		$ -		$ -
B	Supplies		$ 200		$ -		$ 2,200		$ 2,200
C	Uniforms		$ 126		$ -		$ 126		$ 144
D	Dues		$ -		$ -		$ -		$ -
E	Facilities		$ -		$ -		$ -		$ -
F	Officials		$ 854		$ -		$ 910		$ 952
G	Transportation		$ 3,378		$ -		$ 3,780		$ 4,350
H	Game Personnel		$ -		$ -		$ -		$ -
I	Reconditioning/Other Expense		$ -		$ -		$ -		$ -
	Total		**$ 8,204**		**$ -**		**$ 10,832**		**$ 11,462**

MIDDLE SCHOOL COED TEAMS
Cross Country (Fall Sport)

		FY'20		FY'21		FY'22		FY'23	
	Participants		**95**		**COVID**		**107**		**82 est.**
A	Head Coach	3	$ 10,938	0	$ -	3	$ 11,448	3	$ 11,448
	Assistant Coach		$ -		$ -		$ -		$ -
	P/T (Stipend)		$ -		$ -		$ -		$ -
B	Supplies		$ 400		$ -		$ 400		$ 400
C	Uniforms		$ 686		$ -		$ 686		$ 784
D	Dues		$ -		$ -		$ -		$ -
E	Facilities		$ -		$ -		$ -		$ -
F	Officials		$ 900		$ -		$ 972		$ 996
G	Transportation		$ 6,756		$ -		$ 7,560		$ 8,700
H	Game Personnel		$ -		$ -		$ -		$ -
I	Reconditioning/Other Expense		$ 100		$ -		$ 100		$ 100
	Total		**$ 19,780**		**$ -**		**$ 21,166**		**$ 22,428**

WELLESLEY PUBLIC SCHOOLS

MIDDLE SCHOOL
Fall Sport Total

		FY'20		FY'21		FY'22		FY'23	
	Participants		**232**		**COVID**		**221**		**216 est.**
A	Head Coach	11	$ 42,481	0	$ -	11	$ 43,719	8	$ 30,528
	Assistant Coach		$ -		$ -		$ -		$ -
	P/T (Stipend)		$ -		$ -		$ -		$ -
B	Supplies		$ 5,650		$ -		$ 5,600		$ 4,600
C	Uniforms		$ 1,400		$ -		$ 1,400		$ 1,600
D	Dues		$ -		$ -		$ -		$ -
E	Facilities		$ -		$ -		$ -		$ -
F	Officials		$ 6,042		$ -		$ 6,442		$ 5,812
G	Transportation		$ 23,083		$ -		$ 25,515		$ 26,825
H	Game Personnel		$ -		$ -		$ -		$ -
I	Reconditioning/Other Expense		$ 4,350		$ -		$ 4,500		$ 100
	Total		**$ 83,006**		**$ -**		**$ 87,176**		**$ 69,465**

HIGH SCHOOL
Fall Sport Total

		FY'20		FY'21		FY'22		FY'23	
	Participants		**495**		**515**		**513**		**513 est.**
A	Head Coach	10	$ 76,497	10	$ 78,157	10	$ 79,723	10	$ 79,723
	Assistant Coach	18.5	$ 90,763	18.5	$ 91,353	18.5	$ 93,187	18.5	$ 93,187
	P/T (Stipend)	8	$ 8,000	8	$ 8,000	8	$ 8,000	8	$ 8,000
B	Supplies		$ 21,200		$ 14,900		$ 14,900		$ 14,900
C	Uniforms		$ 16,600		$ 10,500		$ 12,800		$ 7,300
D	Dues		$ -		$ -		$ -		$ -
E	Facilities		$ 32,863		$ 33,847		$ 35,954		$ 39,549
F	Officials		$ 25,813		$ 27,369		$ 28,180		$ 29,274
G	Transportation		$ 93,458		$ 97,110		$ 104,580		$ 120,350
H	Game Personnel		$ 4,986		$ 5,010		$ 5,442		$ 5,460
I	Reconditioning/Other Expense		$ 10,850		$ 11,050		$ 10,750		$ 10,850
	Total		**$ 381,030**		**$ 377,296**		**$ 393,516**		**$ 408,593**

HIGH SCHOOL BOYS TEAMS
Wrestling (Winter Sport)

		FY'20		FY'21		FY'22		FY'23	
	Participants		**22**		**24**		**18 est.**		**18 est.**
A	Head Coach	1	$ 7,485	1	$ 7,485	1	$ 7,635	1	$ 7,635
	Assistant Coach	1	$ 4,678	1	$ 4,678	1	$ 4,772	1	$ 4,772
	P/T (Stipend)	1	$ 1,000	1	$ 1,000	1	$ 1,000	1	$ 1,000
B	Supplies		$ 1,000		$ 1,000		$ 1,000		$ 1,000
C	Uniforms		$ -		$ -		$ -		$ -
D	Dues		$ -		$ -		$ -		$ -
E	Facilities		$ -		$ -		$ -		$ -
F	Officials		$ 1,950		$ 2,160		$ 2,272		$ 2,406
G	Transportation		$ 10,134		$ 10,530		$ 11,340		$ 13,050
H	Game Personnel		$ -		$ -		$ -		$ -
I	Reconditioning/Other Expense		$ 850		$ 950		$ 950		$ 1,150
	Total		**$ 27,097**		**$ 27,803**		**$ 28,969**		**$ 31,013**

HIGH SCHOOL BOYS TEAMS
Ice Hockey (Winter Sport)

		FY'20		FY'21		FY'22		FY'23	
	Participants		**60**		**60**		**56 est.**		**46 est.**
A	Head Coach	1	$ 7,485	1	$ 7,485	1	$ 7,635	1	$ 7,635
	Assistant Coach	1	$ 4,678	1	$ 4,678	1	$ 4,772	1	$ 4,772
	P/T (Stipend)	1	$ 1,000	1	$ 1,000	1	$ 1,000	1	$ 1,000
B	Supplies		$ 1,000		$ 1,000		$ 1,000		$ 1,000
C	Uniforms		$ 2,000		$ -		$ -		$ -
D	Dues		$ -		$ -		$ -		$ -
E	Facilities		$ 48,300		$ 49,508		$ 52,974		$ 58,271
F	Officials		$ 3,256		$ 3,368		$ 3,480		$ 3,612
G	Transportation		$ 8,445		$ 8,775		$ 9,450		$ 10,875
H	Game Personnel		$ 1,260		$ 1,320		$ 1,440		$ 1,548
I	Reconditioning/Other Expense		$ -		$ -		$ -		$ -
	Total		**$ 77,424**		**$ 77,134**		**$ 81,751**		**$ 88,713**

HIGH SCHOOL BOYS TEAMS
Basketball (Winter Sport)

		FY'20		FY'21		FY'22		FY'23	
	Participants		**38**		**38**		**39 est.**		**40 est.**
A	Head Coach	1	$ 7,485	1	$ 7,485	1	$ 7,635	1	$ 7,635
	Assistant Coach	2	$ 9,356	2	$ 9,356	2	$ 9,544	2	$ 9,544
	P/T (Stipend)	1	$ 1,000	1	$ 1,000	1	$ 1,000	1	$ 1,000
B	Supplies		$ 1,500		$ 1,400		$ 1,400		$ 1,400
C	Uniforms		$ 400		$ 3,500		$ -		$ -
D	Dues		$ -		$ -		$ -		$ -
E	Facilities		$ -		$ -		$ -		$ -
F	Officials		$ 4,496		$ 4,648		$ 4,800		$ 4,992
G	Transportation		$ 12,949		$ 13,455		$ 14,490		$ 16,675
H	Game Personnel		$ 3,220		$ 3,540		$ 3,540		$ 4,100
I	Reconditioning/Other Expense		$ -		$ -		$ -		$ -
	Total		**$ 40,406**		**$ 44,384**		**$ 42,409**		**$ 45,346**

HIGH SCHOOL BOYS TEAMS
Swimming/Diving (Winter Sport)

		FY'20		FY'21		FY'22		FY'23	
	Participants		**32**		**28**		**28 est.**		**28 est.**
A	Head Coach	1	$ 7,485	1	$ 7,485	1	$ 7,635	1	$ 7,635
	Assistant Coach	1.5	$ 7,017	1.5	$ 7,017	1.5	$ 7,158	1.5	$ 7,158
	P/T (Stipend)	1	$ 1,000	1	$ 1,000	1	$ 1,000	1	$ 1,000
B	Supplies		$ 600		$ 600		$ 600		$ 600
C	Uniforms		$ 1,500		$ 1,500		$ 1,500		$ 500
D	Dues		$ -		$ -		$ -		$ -
E	Facilities		$ 29,363		$ 30,097		$ 32,204		$ 35,424
F	Officials		$ 1,140		$ 1,308		$ 1,332		$ 1,392
G	Transportation		$ 3,378		$ 3,510		$ 3,780		$ 4,350
H	Game Personnel		$ -		$ -		$ -		$ -
I	Reconditioning/Other Expense		$ 100		$ 100		$ 100		$ 100
	Total		**$ 51,583**		**$ 52,617**		**$ 55,309**		**$ 58,159**

HIGH SCHOOL GIRLS TEAMS
Basketball (Winter Sport)

		FY'20		FY'21		FY'22		FY'23	
	Participants		**38**		**38**		**39 est.**		**40 est.**
A	Head Coach	1	$ 7,485	1	$ 7,485	1	$ 7,635	1	$ 7,635
	Assistant Coach	2	$ 9,356	2	$ 9,356	2	$ 9,544	2	$ 9,544
	P/T (Stipend)	1	$ 1,000	1	$ 1,000	1	$ 1,000	1	$ 1,000
B	Supplies		$ 1,500		$ 1,400		$ 1,400		$ 1,400
C	Uniforms		$ 3,600		$ -		$ -		$ 3,500
D	Dues		$ -		$ -		$ -		$ -
E	Facilities		$ -		$ -		$ -		$ -
F	Officials		$ 4,496		$ 4,648		$ 4,800		$ 4,992
G	Transportation		$ 12,949		$ 13,455		$ 14,490		$ 16,675
H	Game Personnel		$ 3,220		$ 3,540		$ 3,540		$ 4,100
I	Reconditioning/Other Expense		$ -		$ -		$ -		$ -
	Total		**$ 43,606**		**$ 40,884**		**$ 42,409**		**$ 48,846**

HIGH SCHOOL GIRLS TEAMS
Ice Hockey (Winter Sport)

		FY'20		FY'21		FY'22		FY'23	
	Participants		**32**		**32**		**28 est.**		**25 est.**
A	Head Coach	1	$ 7,485	1	$ 7,485	1	$ 7,635	1	$ 7,635
	Assistant Coach	1	$ 4,678	1	$ 4,678	1	$ 4,772	1	$ 4,772
	P/T (Stipend)	1	$ 1,000	1	$ 1,000	1	$ 1,000	1	$ 1,000
B	Supplies		$ 1,000		$ 1,000		$ 1,000		$ 1,000
C	Uniforms		$ 2,000		$ -		$ -		$ 3,000
D	Dues		$ -		$ -		$ -		$ -
E	Facilities		$ 48,300		$ 49,508		$ 52,974		$ 58,271
F	Officials		$ 3,256		$ 3,368		$ 3,480		$ 3,612
G	Transportation		$ 8,376		$ 11,115		$ 11,970		$ 13,775
H	Game Personnel		$ 1,260		$ 1,320		$ 1,440		$ 1,548
I	Reconditioning/Other Expense		$ -		$ -		$ -		$ -
	Total		**$ 77,355**		**$ 79,474**		**$ 84,271**		**$ 94,613**

HIGH SCHOOL GIRLS TEAMS
Gymnastics (Winter Sport)

		FY'20		FY'21		FY'22		FY'23	
	Participants		**14**		**14**		**14 est.**		**15 est.**
A	Head Coach	1	$ 7,485	1	$ 7,485	1	$ 7,635	1	$ 7,635
	Assistant Coach	1	$ 4,678	1	$ 4,678	1	$ 4,772	1	$ 4,772
	P/T (Stipend)		$ -		$ -		$ -		$ -
B	Supplies		$ 1,000		$ 1,000		$ 1,000		$ 1,000
C	Uniforms		$ 600		$ 1,000		$ 1,000		$ 1,000
D	Dues		$ -		$ -		$ -		$ -
E	Facilities		$ 2,500		$ 3,000		$ 2,500		$ 2,750
F	Officials		$ 1,116		$ 1,152		$ 1,188		$ 1,224
G	Transportation		$ 3,378		$ 3,510		$ 3,780		$ 4,350
H	Game Personnel		$ -		$ -		$ -		$ -
I	Reconditioning/Other Expense		$ 100		$ 100		$ 100		$ 100
	Total		**$ 20,857**		**$ 21,925**		**$ 21,975**		**$ 22,831**

HIGH SCHOOL GIRLS TEAMS
Dance (Winter Sport)

		FY'20		FY'21		FY'22		FY'23	
	Participants		**16**		**18**		**18 est.**		**10 est.**
A	Head Coach	1	$ 7,153	1	$ 7,485	1	$ 7,635	1	$ 7,635
	Assistant Coach		$ -		$ -		$ -		$ -
	P/T (Stipend)	1	$ 1,000	1	$ 1,000	1	$ 1,000	1	$ 1,000
B	Supplies		$ 1,000		$ 800		$ 800		$ 800
C	Uniforms		$ -		$ 2,000		$ -		$ -
D	Dues		$ -		$ -		$ -		$ -
E	Facilities		$ -		$ -		$ -		$ -
F	Officials		$ -		$ -		$ -		$ -
G	Transportation		$ 2,815		$ 2,925		$ 3,150		$ 3,625
H	Game Personnel		$ -		$ -		$ -		$ -
I	Reconditioning/Other Expense		$ 1,200		$ 1,200		$ 1,200		$ 1,200
	Total		**$ 13,168**		**$ 15,410**		**$ 13,785**		**$ 14,260**

HIGH SCHOOL COED TEAMS
Skiing: Alpine & Nordic (Winter Sport)

		FY'20		FY'21		FY'22		FY'23	
	Participants		**96**		**102**		**120 est.**		**135 est.**
A	Head Coach	2	$ 14,306	2	$ 14,970	2	$ 15,270	2	$ 15,270
	Assistant Coach	2	$ 9,120	2	$ 9,356	2	$ 9,544	2	$ 9,544
	P/T (Stipend)	2	$ 2,000	2	$ 2,000	2	$ 2,000	2	$ 2,000
B	Supplies		$ 600		$ 1,200		$ 1,200		$ 1,200
C	Uniforms		$ 2,000		$ -		$ -		$ -
D	Dues		$ -		$ -		$ -		$ -
E	Facilities		$ 12,600		$ 13,300		$ 13,300		$ 14,630
F	Officials		$ -		$ -		$ -		$ -
G	Transportation		$ 11,260		$ 11,700		$ 12,600		$ 14,500
H	Game Personnel		$ -		$ -		$ -		$ -
I	Reconditioning/Other Expense		$ 200		$ 200		$ 200		$ 200
	Total		**$ 52,086**		**$ 52,726**		**$ 54,114**		**$ 57,344**

HIGH SCHOOL COED TEAMS
Indoor Track (Winter Sport)

		FY'20		FY'21		FY'22		FY'23	
	Participants		**134**		**134**		**128 est.**		**140 est.**
A	Head Coach	2	$ 14,970	2	$ 14,970	2	$ 15,270	2	$ 15,270
	Assistant Coach	4	$ 18,712	4	$ 18,712	4	$ 19,088	4	$ 19,088
	P/T (Stipend)	2	$ 2,000	2	$ 2,000	2	$ 2,000	2	$ 2,000
B	Supplies		$ 1,200		$ 1,200		$ 1,200		$ 1,200
C	Uniforms		$ -		$ -		$ 6,000		$ -
D	Dues		$ -		$ -		$ -		$ -
E	Facilities		$ 6,000		$ 7,000		$ 7,000		$ 7,700
F	Officials		$ -		$ -		$ -		$ -
G	Transportation		$ 22,520		$ 23,400		$ 25,200		$ 29,000
H	Game Personnel		$ -		$ -		$ -		$ -
I	Reconditioning/Other Expense		$ 1,700		$ 1,700		$ 1,700		$ 1,800
	Total		**$ 67,102**		**$ 68,982**		**$ 77,458**		**$ 76,058**

MIDDLE SCHOOL BOYS TEAMS
Basketball (Winter Sport)

		FY'20		FY'21		FY'22		FY'23	
	Participants		**24**		**COVID**		**24 est.**		**24 est.**
A	Head Coach	2	$ 7,482	0	$ -	2	$ 7,632	2	$ 7,632
	Assistant Coach		$ -		$ -		$ -		$ -
	P/T (Stipend)		$ -		$ -		$ -		$ -
B	Supplies		$ 400		$ -		$ 400		$ 400
C	Uniforms		$ -		$ -		$ 1,800		$ 400
D	Dues		$ -		$ -		$ -		$ -
E	Facilities		$ -		$ -		$ -		$ -
F	Officials		$ 1,736		$ -		$ 1,848		$ 1,932
G	Transportation		$ 3,941		$ -		$ 4,410		$ 5,075
H	Game Personnel		$ 420		$ -		$ 480		$ 480
I	Reconditioning/Other Expense		$ -		$ -		$ -		$ -
	Total		**$ 13,979**		**$ -**		**$ 16,570**		**$ 15,919**

MIDDLE SCHOOL BOYS TEAMS
Ice Hockey (Winter Sport)

		FY'20		FY'21		FY'22		FY'23	
	Participants		**18**				**20 est.**		**20 est.**
A	Head Coach	1	$ 3,741	0	$ -	1	$ 3,816	1	$ 3,816
	Assistant Coach		$ -		$ -		$ -		$ -
	P/T (Stipend)		$ -		$ -		$ -		$ -
B	Supplies		$ 200		$ -		$ 200		$ 200
C	Uniforms		$ -		$ -		$ -		$ -
D	Dues		$ -		$ -		$ -		$ -
E	Facilities		$ 9,900		$ -		$ 10,858		$ 12,000
F	Officials		$ 868		$ -		$ 924		$ 966
G	Transportation		$ 1,126		$ -		$ 1,260		$ 1,450
H	Game Personnel		$ -		$ -		$ -		$ -
I	Reconditioning/Other Expense		$ -		$ -		$ -		$ -
	Total		**$ 15,835**		**$ -**		**$ 17,058**		**$ 18,432**

MIDDLE SCHOOL BOYS TEAMS
Wrestling (Winter Sport)

			FY'20		FY'21		FY'22		FY'23
	Participants		**12**		**COVID**		**10 est.**		**10 est.**
A	Head Coach	1	$ 3,741	0	$ -	1	$ 3,816	1	$ 3,816
	Assistant Coach		$ -		$ -		$ -		$ -
	P/T (Stipend)		$ -		$ -		$ -		$ -
B	Supplies		$ 400		$ -		$ 400		$ 400
C	Uniforms		$ -		$ -		$ -		$ -
D	Dues		$ -		$ -		$ -		$ -
E	Facilities		$ -		$ -		$ -		$ -
F	Officials		$ 620		$ -		$ 640		$ 690
G	Transportation		$ 1,126		$ -		$ 1,260		$ 1,450
H	Game Personnel		$ -		$ -		$ -		$ -
I	Reconditioning/Other Expense		$ -		$ -		$ -		$ -
	Total		**$ 5,887**		**$ -**		**$ 6,116**		**$ 6,356**

MIDDLE SCHOOL GIRLS TEAMS
Basketball (Winter Sport)

			FY'20		FY'21		FY'22		FY'23
	Participants		**24**		**COVID**		**24 est.**		**24 est.**
A	Head Coach	2	$ 7,482	0	$ -	2	$ 7,632	2	$ 7,632
	Assistant Coach		$ -		$ -		$ -		$ -
	P/T (Stipend)		$ -		$ -		$ -		$ -
B	Supplies		$ 400		$ -		$ 400		$ 400
C	Uniforms		$ -		$ -		$ 1,800		$ 400
D	Dues		$ -		$ -		$ -		$ -
E	Facilities		$ -		$ -		$ -		$ -
F	Officials		$ 1,736		$ -		$ 1,848		$ 1,932
G	Transportation		$ 3,941		$ -		$ 4,410		$ 5,075
H	Game Personnel		$ 420		$ -		$ 480		$ 480
I	Reconditioning/Other Expense		$ -		$ -		$ -		$ -
	Total		**$ 13,979**		**$ -**		**$ 16,570**		**$ 15,919**

MIDDLE SCHOOL GIRLS TEAMS
Ice Hockey (Winter Sport)

			FY'20		FY'21		FY'22		FY'23
	Participants		**18**		**COVID**		**18 est.**		**18 est.**
A	Head Coach	1	$ 3,741	0	$ -	1	$ 3,816	1	$ 3,816
	Assistant Coach		$ -		$ -		$ -		$ -
	P/T (Stipend)		$ -		$ -		$ -		$ -
B	Supplies		$ 200		$ -		$ 200		$ 200
C	Uniforms		$ -		$ -		$ -		$ -
D	Dues		$ -		$ -		$ -		$ -
E	Facilities		$ 9,900		$ -		$ 10,858		$ 12,000
F	Officials		$ 868		$ -		$ 924		$ 966
G	Transportation		$ 1,126		$ -		$ 1,260		$ 1,450
H	Game Personnel		$ -		$ -		$ -		$ -
I	Reconditioning/Other Expense		$ -		$ -		$ -		$ -
	Total		**$ 15,835**		**$ -**		**$ 17,058**		**$ 18,432**

WELLESLEY PUBLIC SCHOOLS

MIDDLE SCHOOL
Winter Sport Total

			FY'20		FY'21		FY'22		FY'23
	Participants		**96**		**COVID**		**108 est**		**96 est.**
A	Head Coach	7	$ 26,187	0	$ -	7	$ 26,712	7	$ 26,712
	Assistant Coach		$ -		$ -		$ -		$ -
	P/T (Stipend)		$ -		$ -		$ -		$ -
B	Supplies		$ 1,600		$ -		$ 1,600		$ 1,600
C	Uniforms		$ -		$ -		$ 3,600		$ 800
D	Dues		$ -		$ -		$ -		$ -
E	Facilities		$ 19,800		$ -		$ 21,716		$ 24,000
F	Officials		$ 5,828		$ -		$ 6,184		$ 6,486
G	Transportation		$ 11,260		$ -		$ 12,600		$ 14,500
H	Game Personnel		$ 840		$ -		$ 960		$ 960
I	Reconditioning/Other Expense		$ -		$ -		$ -		$ -
	Total		**$ 65,515**		**$ -**		**$ 73,372**		**$ 75,058**

HIGH SCHOOL
Winter Sport Total

			FY'20		FY'21		FY'22		FY'23
	Participants		**482**		**488**		**488 est.**		**497 est.**
A	Head Coach	12	$ 88,824	12	$ 89,820	12	$ 91,620	12	$ 91,620
	Assistant Coach	15.5	$ 72,273	15.5	$ 72,509	15.5	$ 73,966	15.5	$ 73,966
	P/T (Stipend)	11	$ 11,000	11	$ 11,000	11	$ 11,000	11	$ 11,000
B	Supplies		$ 10,400		$ 10,600		$ 10,600		$ 10,600
C	Uniforms		$ 12,100		$ 8,000		$ 8,500		$ 8,000
D	Dues		$ -		$ -		$ -		$ -
E	Facilities		$ 147,063		$ 152,413		$ 160,952		$ 177,046
F	Officials		$ 19,710		$ 20,652		$ 21,352		$ 22,230
G	Transportation		$ 96,204		$ 102,375		$ 110,250		$ 126,875
H	Game Personnel		$ 8,960		$ 9,720		$ 9,960		$ 11,296
I	Reconditioning/Other Expense		$ 4,150		$ 4,250		$ 4,250		$ 4,550
	Total		**$ 470,684**		**$ 481,339**		**$ 502,450**		**$ 537,183**

HIGH SCHOOL BOYS TEAMS

Baseball (Spring Sport)

		FY'20		FY'21		FY'22		FY'23	
	Participants		**48**		**48**		**48 est.**		**45 est.**
A	Head Coach	1	$ 4,990	1	$ 7,485	1	$ 7,635	1	$ 7,635
	Assistant Coach	2	$ -	2	$ 9,356	2	$ 9,544	2	$ 9,544
	P/T (Stipend)	1	$ 333	1	$ 1,000	1	$ 1,000	1	$ 1,000
B	Supplies		$ 2,500		$ 2,500		$ 2,500		$ 2,500
C	Uniforms		$ 1,000		$ 3,000		$ 1,000		$ 3,500
D	Dues		$ -		$ -		$ -		$ -
E	Facilities		$ -		$ -		$ -		$ -
F	Officials		$ 4,664		$ 4,822		$ 4,980		$ 5,178
G	Transportation		$ 11,823		$ 12,285		$ 13,230		$ 15,225
H	Game Personnel		$ -		$ -		$ -		$ -
I	Reconditioning/Other Expense		$ -		$ -		$ -		$ -
	Total		**$ 25,310**		**$ 40,448**		**$ 39,889**		**$ 44,582**

HIGH SCHOOL BOYS TEAMS

Lacrosse (Spring Sport)

		FY'20		FY'21		FY'22		FY'23	
	Participants		**80**		**50**		**50 est.**		**58 est.**
A	Head Coach	1	$ 4,990	1	$ 7,485	1	$ 7,635	1	$ 7,635
	Assistant Coach	2	$ 9,356	2	$ 9,356	2	$ 9,544	2	$ 9,544
	P/T (Stipend)	1	$ 1,000	1	$ 1,000	1	$ 1,000	1	$ 1,000
B	Supplies		$ 1,000		$ 1,000		$ 1,000		$ 1,000
C	Uniforms		$ 3,000		$ 1,500		$ -		$ -
D	Dues		$ -		$ -		$ -		$ -
E	Facilities		$ -		$ -		$ -		$ -
F	Officials		$ 4,496		$ 4,648		$ 4,800		$ 4,992
G	Transportation		$ 16,890		$ 17,550		$ 18,900		$ 21,750
H	Game Personnel		$ 350		$ 350		$ 350		$ 350
I	Reconditioning/Other Expense		$ -		$ 1,500		$ 1,500		$ 1,750
	Total		**$ 41,082**		**$ 44,389**		**$ 44,729**		**$ 48,021**

HIGH SCHOOL BOYS TEAMS

Tennis (Spring Sport)

		FY'20		FY'21		FY'22		FY'23	
	Participants		**28**		**30**		**30 est.**		**36 est.**
A	Head Coach	1	$ 4,769	1	$ 7,485	1	$ 7,635	1	$ 7,635
	Assistant Coach	1	$ 4,560	1	$ 4,678	1	$ 4,772	1	$ 4,772
	P/T (Stipend)		$ -		$ -		$ -		$ -
B	Supplies		$ 1,000		$ 900		$ 900		$ 900
C	Uniforms		$ 600		$ 600		$ 600		$ 600
D	Dues		$ -		$ -		$ -		$ -
E	Facilities		$ -		$ -		$ -		$ -
F	Officials		$ -		$ -		$ -		$ -
G	Transportation		$ 7,882		$ 8,190		$ 8,820		$ 10,150
H	Game Personnel		$ -		$ -		$ -		$ -
I	Reconditioning/Other Expense		$ -		$ 100		$ 100		$ 100
	Total		**$ 18,811**		**$ 21,953**		**$ 22,827**		**$ 24,157**

HIGH SCHOOL BOYS TEAMS
Volleyball (Spring Sport)

			FY'20		FY'21		FY'22		FY'23
	Participants		**32**		**32**		**32 est.**		**34 est.**
A	Head Coach	1	$ 4,769	1	$ 7,485	1	$ 7,635	1	$ 7,635
	Assistant Coach	2	$ 9,120	2	$ 9,356	2	$ 9,544	2	$ 9,544
	P/T (Stipend)	1	$ 1,000	1	$ 1,000	1	$ 1,000	1	$ 1,000
B	Supplies		$ 2,800		$ 1,000		$ 1,000		$ 1,000
C	Uniforms		$ -		$ 2,000		$ 2,000		$ -
D	Dues		$ -		$ -		$ -		$ -
E	Facilities		$ -		$ -		$ -		$ -
F	Officials		$ 4,432		$ 4,584		$ 4,712		$ 4,904
G	Transportation		$ 5,630		$ 5,630		$ 6,300		$ 8,700
H	Game Personnel		$ -		$ -		$ -		$ -
I	Reconditioning/Other Expense		$ -		$ -		$ -		$ -
	Total		**$ 27,751**		**$ 31,055**		**$ 32,191**		**$ 32,783**

HIGH SCHOOL GIRLS TEAMS
Softball (Spring Sport)

			FY'20		FY'21		FY'22		FY'23
	Participants		**34**		**34**		**34 est.**		**38 est.**
A	Head Coach	1	$ 4,990	1	$ 7,485	1	$ 7,635	1	$ 7,635
	Assistant Coach	2	$ 9,356	2	$ 9,356	2	$ 9,544	2	$ 9,544
	P/T (Stipend)	1	$ 1,000	1	$ 1,000	1	$ 1,000	1	$ 1,000
B	Supplies		$ 1,500		$ 1,500		$ 1,500		$ 1,500
C	Uniforms		$ -		$ -		$ 1,000		$ 1,000
D	Dues		$ -		$ -		$ -		$ -
E	Facilities		$ -		$ -		$ -		$ -
F	Officials		$ 4,136		$ 4,288		$ 4,800		$ 4,992
G	Transportation		$ 11,823		$ 12,285		$ 13,230		$ 15,225
H	Game Personnel		$ -		$ -		$ -		$ -
I	Reconditioning/Other Expense		$ -		$ -		$ -		$ -
	Total		**$ 32,805**		**$ 35,914**		**$ 38,709**		**$ 40,896**

HIGH SCHOOL GIRLS TEAMS
Lacrosse (Spring Sport)

			FY'20		FY'21		FY'22		FY'23
	Participants		**55**		**57**		**57 est.**		**57 est.**
A	Head Coach	1	$ 7,485	1	$ 7,485	1	$ 7,635	1	$ 7,635
	Assistant Coach	2	$ 9,356	2	$ 9,356	2	$ 9,544	2	$ 9,544
	P/T (Stipend)	1	$ 1,000	1	$ 1,000	1	$ 1,000	1	$ 1,000
B	Supplies		$ 1,000		$ 1,000		$ 1,000		$ 1,000
C	Uniforms		$ -		$ 1,000		$ 1,000		$ 3,500
D	Dues		$ -		$ -		$ -		$ -
E	Facilities		$ -		$ -		$ -		$ -
F	Officials		$ 4,496		$ 4,648		$ 4,800		$ 4,992
G	Transportation		$ 11,823		$ 12,285		$ 13,230		$ 21,750
H	Game Personnel		$ 350		$ 350		$ 350		$ 350
I	Reconditioning/Other Expense		$ -		$ -		$ -		$ -
	Total		**$ 35,510**		**$ 37,124**		**$ 38,559**		**$ 49,771**

HIGH SCHOOL GIRLS TEAMS

Tennis (Spring Sport)

		FY'20		FY'21		FY'22		FY'23	
	Participants		**28**		**28**		**28 est.**		**34 est.**
A	Head Coach	1	$ 7,153	1	$ 7,485	1	$ 7,635	1	$ 7,635
	Assistant Coach	1	$ 4,560	1	$ 4,678	1	$ 4,772	1	$ 4,772
	P/T (Stipend)		$ -		$ -		$ -		$ -
B	Supplies		$ 1,000		$ 900		$ 900		$ 900
C	Uniforms		$ 600		$ 600		$ 600		$ 600
D	Dues		$ -		$ -		$ -		$ -
E	Facilities		$ -		$ -		$ -		$ -
F	Officials		$ -		$ -		$ -		$ -
G	Transportation		$ 7,882		$ 8,190		$ 8,820		$ 10,150
H	Game Personnel		$ -		$ -		$ -		$ -
I	Reconditioning/Other Expense		$ 100		$ 100		$ 100		$ 100
	Total		**$ 21,295**		**$ 21,953**		**$ 22,827**		**$ 24,157**

HIGH SCHOOL GIRLS TEAMS

Golf (Spring Sport)

		FY'20		FY'21		FY'22		FY'23	
	Participants		**26**		**26**		**26 est.**		**18 est.**
A	Head Coach	1	$ 7,153	1	$ 7,485	1	$ 7,635	1	$ 7,635
	Assistant Coach	1	$ 4,560	1	$ 4,678	1	$ 4,772	1	$ 4,772
	P/T (Stipend)		$ -		$ -		$ -		$ -
B	Supplies		$ 700		$ 1,000		$ 1,000		$ 1,000
C	Uniforms		$ 600		$ 600		$ 600		$ 600
D	Dues		$ -		$ -		$ -		$ -
E	Facilities		$ 3,500		$ 3,750		$ 3,750		$ 4,125
F	Officials		$ -		$ -		$ -		$ -
G	Transportation		$ 10,697		$ 11,115		$ 11,970		$ 13,775
H	Game Personnel		$ -		$ -		$ -		$ -
I	Reconditioning/Other Expense		$ 100		$ 100		$ 100		$ 100
	Total		**$ 27,310**		**$ 28,728**		**$ 29,827**		**$ 32,007**

HIGH SCHOOL COED TEAMS

Outdoor Track (Spring Sport)

		FY'20		FY'21		FY'22		FY'23	
	Participants		**196**		**214**		**212 est.**		**212 est.**
A	Head Coach	2	$ 14,970	2	$ 14,970	2	$ 15,270	2	$ 15,270
	Assistant Coach	4	$ 18,712	4	$ 18,712	4	$ 19,088	4	$ 19,088
	P/T (Stipend)	2	$ 2,000	2	$ 2,000	2	$ 2,000	2	$ 2,000
B	Supplies		$ 1,200		$ 1,200		$ 1,200		$ 1,200
C	Uniforms		$ -		$ 6,000		$ -		$ 6,000
D	Dues		$ -		$ -		$ -		$ -
E	Facilities		$ -		$ -		$ -		$ -
F	Officials		$ 3,038		$ 4,816		$ 5,180		$ 5,600
G	Transportation		$ 25,335		$ 26,325		$ 28,350		$ 32,625
H	Game Personnel		$ -		$ -		$ -		$ -
I	Reconditioning/Other Expense		$ 1,700		$ 1,700		$ 1,700		$ 1,800
	Total		**$ 66,955**		**$ 75,723**		**$ 72,788**		**$ 83,583**

HIGH SCHOOL COED TEAMS
Sailing (Spring Sport)

		FY'20		FY'21		FY'22		FY'23	
	Participants		**32**		**32**		**34 est.**		**30 est.**
A	Head Coach	1	$ 7,153	1	$ 7,485	1	$ 7,635	1	$ 7,635
	Assistant Coach	1	$ 4,560	1	$ 4,678	1	$ 4,772	1	$ 4,772
	P/T (Stipend)	1	$ 1,000	1	$ 1,000	1	$ 1,000	1	$ 1,000
B	Supplies		$ 600		$ 600		$ 600		$ 600
C	Uniforms		$ -		$ 700		$ -		$ -
D	Dues		$ -		$ -		$ -		$ -
E	Facilities		$ 1,800		$ 2,100		$ 2,100		$ 2,310
F	Officials		$ 400		$ 440		$ 480		$ 500
G	Transportation		$ 5,630		$ 5,850		$ 6,300		$ 7,250
H	Game Personnel		$ -		$ -		$ -		$ -
I	Reconditioning/Other Expense		$ 100		$ 600		$ 700		$ 700
	Total		**$ 21,243**		**$ 23,453**		**$ 23,587**		**$ 24,767**

HIGH SCHOOL COED TEAMS
Unified Track & Field (Spring Sport)

		FY'20		FY'21		FY'22		FY'23	
	Participants		**12**		**12**		**12 est.**		**12 est.**
A	Head Coach	1	$ 6,924	1	$ 7,485	1	$ 7,635	1	$ 7,635
	Assistant Coach	1	$ 4,253	1	$ 4,678	1	$ 4,772	1	$ 4,772
	P/T (Stipend)		$ -		$ -		$ -		$ -
B	Supplies		$ 600		$ 600		$ 600		$ 600
C	Uniforms		$ -		$ -		$ -		$ -
D	Dues		$ -		$ -		$ -		$ -
E	Facilities		$ -		$ -		$ -		$ -
F	Officials		$ -		$ -		$ -		$ -
G	Transportation		$ 2,815		$ 2,925		$ 3,150		$ 3,625
H	Game Personnel		$ -		$ -		$ -		$ -
I	Reconditioning/Other Expense		$ 850		$ 850		$ 850		$ 900
	Total		**$ 15,442**		**$ 16,538**		**$ 17,007**		**$ 17,532**

MIDDLE SCHOOL BOYS TEAMS
Baseball (Spring Sport)

		FY'20		FY'21		FY'22		FY'23	
	Participants		**18**		**COVID**		**18 est.**		**18 est.**
A	Head Coach	1	$ 3,741	0	$ -	1	$ 3,816	1	$ 3,816
	Assistant Coach		$ -		$ -		$ -		$ -
	P/T (Stipend)		$ -		$ -		$ -		$ -
B	Supplies		$ 600		$ -		$ 600		$ 600
C	Uniforms		$ -		$ -		$ 1,800		$ 400
D	Dues		$ -		$ -		$ -		$ -
E	Facilities		$ -		$ -		$ -		$ -
F	Officials		$ 868		$ -		$ 924		$ 966
G	Transportation		$ 3,378		$ -		$ 3,780		$ 4,350
H	Game Personnel		$ -		$ -		$ -		$ -
I	Reconditioning/Other Expense		$ -		$ -		$ -		$ -
	Total		**$ 8,587**		**$ -**		**$ 10,920**		**$ 10,132**

MIDDLE SCHOOL GIRLS TEAMS

Softball (Spring Sport)

			FY'20		FY'21		FY'22		FY'23
	Participants		**16**		**COVID**		**16 est.**		**16 est.**
A	Head Coach	1	$ 3,741	0	$ -	1	$ 3,816	1	$ 3,816
	Assistant Coach		$ -		$ -		$ -		$ -
	P/T (Stipend)		$ -		$ -		$ -		$ -
B	Supplies		$ 600		$ -		$ 600		$ 600
C	Uniforms		$ -		$ -		$ -		$ -
D	Dues		$ -		$ -		$ -		$ -
E	Facilities		$ -		$ -		$ -		$ -
F	Officials		$ 784		$ -		$ 924		$ 966
G	Transportation		$ 3,378		$ -		$ 3,780		$ 4,350
H	Game Personnel		$ -		$ -		$ -		$ -
I	Reconditioning/Other Expense		$ -		$ -		$ -		$ -
	Total		**$ 8,503**		**$ -**		**$ 9,120**		**$ 9,732**

MIDDLE SCHOOL COED TEAMS

Tennis (Spring Sport)

			FY'20		FY'21		FY'22		FY'23
	Participants		**30**		**COVID**		**32 est.**		**32 est.**
A	Head Coach	1	$ 3,646	0	$ -	1	$ 3,816	1	$ 3,816
	Assistant Coach		$ -		$ -		$ -		$ -
	P/T (Stipend)		$ -		$ -		$ -		$ -
B	Supplies		$ 400		$ -		$ 400		$ 400
C	Uniforms		$ 210		$ -		$ 210		$ 256
D	Dues		$ -		$ -		$ -		$ -
E	Facilities		$ -		$ -		$ -		$ -
F	Officials		$ -		$ -		$ -		$ -
G	Transportation		$ 2,252		$ -		$ 2,520		$ 2,900
H	Game Personnel		$ -		$ -		$ -		$ -
I	Reconditioning/Other Expense		$ -		$ -		$ -		$ -
	Total		**$ 6,508**		**$ -**		**$ 6,946**		**$ 7,372**

MIDDLE SCHOOL COED TEAMS

Track (Spring Sport)

			FY'20		FY'21		FY'22		FY'23
	Participants		**98**		**COVID**		**100 est.**		**110 est.**
A	Head Coach	4	$ 14,964	0	$ -	4	$ 15,264	4	$ 15,264
	Assistant Coach		$ -		$ -		$ -		$ -
	P/T (Stipend)		$ -		$ -		$ -		$ -
B	Supplies		$ 400		$ -		$ 400		$ 400
C	Uniforms		$ 910		$ -		$ 910		$ 1,040
D	Dues		$ -		$ -		$ -		$ -
E	Facilities		$ -		$ -		$ -		$ -
F	Officials		$ 1,200		$ -		$ 1,400		$ 1,600
G	Transportation		$ 6,756		$ -		$ 7,560		$ 8,700
H	Game Personnel		$ -		$ -		$ -		$ -
I	Reconditioning/Other Expense		$ 300		$ -		$ 300		$ 300
	Total		**$ 24,530**		**$ -**		**$ 25,834**		**$ 27,304**

WELLESLEY PUBLIC SCHOOLS

MIDDLE SCHOOL
Spring Sport Total

		FY'20		FY'21		FY'22		FY'23	
	Participants		**162**		**COVID**		**166 est.**		**166 est.**
A	Head Coach	7	$ 26,092	0	$ -	7	$ 26,712	7	$ 26,712
	Assistant Coach		$ -		$ -		$ -		$ -
	P/T (Stipend)		$ -		$ -		$ -		$ -
B	Supplies		$ 2,000		$ -		$ 2,000		$ 2,000
C	Uniforms		$ 1,120		$ -		$ 2,920		$ 1,696
D	Dues		$ -		$ -		$ -		$ -
E	Facilities		$ -		$ -		$ -		$ -
F	Officials		$ 2,852		$ -		$ 3,248		$ 3,532
G	Transportation		$ 15,764		$ -		$ 17,640		$ 20,300
H	Game Personnel		$ -		$ -		$ -		$ -
I	Reconditioning/Other Expense		$ 300		$ -		$ 300		$ 300
	Total		**$ 48,128**		**$ -**		**$ 52,820**		**$ 54,540**

HIGH SCHOOL
Spring Sport Total

		FY'20		FY'21		FY'22		FY'23	
	Participants		**571**		**563**		**563 est.**		**574 est.**
A	Head Coach	12	$ 75,345	12	$ 89,820	12	$ 91,620	12	$ 91,620
	Assistant Coach	19	$ 78,393	19	$ 88,882	19	$ 90,668	19	$ 90,668
	P/T (Stipend)	8	$ 7,333	8	$ 8,000	8	$ 8,000	8	$ 8,000
B	Supplies		$ 13,900		$ 12,200		$ 12,200		$ 12,200
C	Uniforms		$ 5,800		$ 16,000		$ 6,800		$ 15,800
D	Dues		$ -		$ -		$ -		$ -
E	Facilities		$ 5,300		$ 5,850		$ 5,850		$ 6,435
F	Officials		$ 25,662		$ 28,246		$ 29,752		$ 31,158
G	Transportation		$ 118,230		$ 122,630		$ 132,300		$ 160,225
H	Game Personnel		$ 700		$ 700		$ 700		$ 700
I	Reconditioning/Other Expense		$ 2,850		$ 4,950		$ 5,050		$ 5,450
	Total		**$ 333,514**		**$ 377,278**		**$ 382,940**		**$ 422,256**

OTHER DISTRICT COSTS

High School

		FY'20	FY'21	FY'22	FY'23
1	Trainer/Faculty Mgr.	$ 19,000	$ 19,500	$ 19,500	$ 25,052
2	Contracted Svc (Trainer)	$ -	$ -	$ -	$ -
3	Physician/Impact	$ 7,310	$ 7,310	$ 7,369	$ 7,369
4	Dues/Fees	$ 16,200	$ 16,200	$ 16,200	$ 19,200
5	Computer	$ 500	$ 795	$ 795	$ 795
6	Cellular Phones	$ 1,000	$ 1,000	$ 1,000	$ 1,000
7	Office Supplies	$ 350	$ 350	$ 350	$ 350
8	Locker room	$ 600	$ 600	$ 600	$ 600
9	Football Insurance	$ 5,500	$ 5,500	$ 5,500	$ 5,500
10	Electrical	$ 535	$ 535	$ 535	$ 535
11	Mileage	$ 2,500	$ 2,500	$ 2,500	$ 2,500
12	Police Detail	$ 4,320	$ 4,320	$ 4,320	$ 4,320
13	Van Expense	$ 4,000	$ 4,000	$ 4,000	$ 5,000
	TOTAL	**$ 61,815**	**$ 62,610**	**$ 62,669**	**$ 72,221**

Middle School

		FY'20	FY'21	FY'22	FY'23
1	Training Supplies	$ 3,000	$ -	$ 3,000	$ 3,000
2	Game/LR Personnel	$ 700	$ -	$ 700	$ 700
3	Football Insurance	$ 975	$ -	$ 975	$ 975
4	League Dues	$ 600	$ -	$ 600	$ 750
5	Equipment Manager	$ 2,380	$ -	$ 2,380	$ 2,380
6	Mileage	$ -	$ -	$ -	$ -
	TOTAL	**$ 7,655**	**$ -**	**$ 7,655**	**$ 7,805**

WELLESLEY PUBLIC SCHOOLS

MIDDLE SCHOOL
All Seasons

			FY'20		FY'21		FY'22		FY'23
	Participants		**490**		**COVID**		**483**		**489**
A	Head Coach	25	$ 94,760	0	$ -	25	$ 97,143	22	$ 83,952
	Assistant Coach		$ -		$ -		$ -		$ -
	P/T (Stipend)		$ -		$ -		$ -		$ -
B	Supplies		$ 9,250		$ -		$ 9,200		$ 8,200
C	Uniforms		$ 2,520		$ -		$ 7,920		$ 4,096
D	Dues		$ -		$ -		$ -		$ -
E	Facilities		$ 19,800		$ -		$ 21,716		$ 24,000
F	Officials		$ 14,722		$ -		$ 15,874		$ 15,830
G	Transportation		$ 50,107		$ -		$ 55,755		$ 61,625
H	Game Personnel		$ 840		$ -		$ 960		$ 960
I	Reconditioning/Other Expense		$ 4,650		$ -		$ 4,800		$ 400
	Other		$ 7,655		$ -		$ 7,655		$ 7,805
	Total		**$ 204,304**		**$ -**		**$ 221,023**		**$ 206,868**

HIGH SCHOOL
All Seasons

			FY'20		FY'21		FY'22		FY'23
	Participants		**1139**		**1566**		**1564**		**1559**
A	Head Coach	34	$ 240,666	34	$ 257,797	34	$ 262,963	34	$ 262,963
	Assistant Coach	53	$ 241,429	53	$ 252,744	53	$ 257,821	53	$ 257,821
	P/T (Stipend)	27	$ 26,333	27	$ 27,000	27	$ 27,000	27	$ 27,000
B	Supplies		$ 45,500		$ 37,700		$ 37,700		$ 37,700
C	Uniforms		$ 34,500		$ 34,500		$ 28,100		$ 31,100
D	Dues		$ -		$ -		$ -		$ -
E	Facilities		$ 185,226		$ 192,110		$ 202,756		$ 223,030
F	Officials		$ 71,185		$ 76,267		$ 79,284		$ 82,662
G	Transportation		$ 307,892		$ 322,115		$ 347,130		$ 407,450
H	Game Personnel		$ 14,646		$ 15,430		$ 16,102		$ 17,456
I	Reconditioning/Other Expense		$ 17,850		$ 20,250		$ 20,050		$ 20,850
	Other		$ 61,815		$ 62,610		$ 62,669		$ 72,221
	Total		**$ 1,247,043**		**$ 1,298,523**		**$ 1,341,575**		**$ 1,440,253**