

Panorama Surveys

School Committee Presentation

May 2, 2023



Wellesley Public Schools

Learning • Caring • Innovating

Presentation Overview

- Why Panorama
- Panorama survey topics
- Sense of belonging
- Staff, family, student surveys
- Belongingness steps



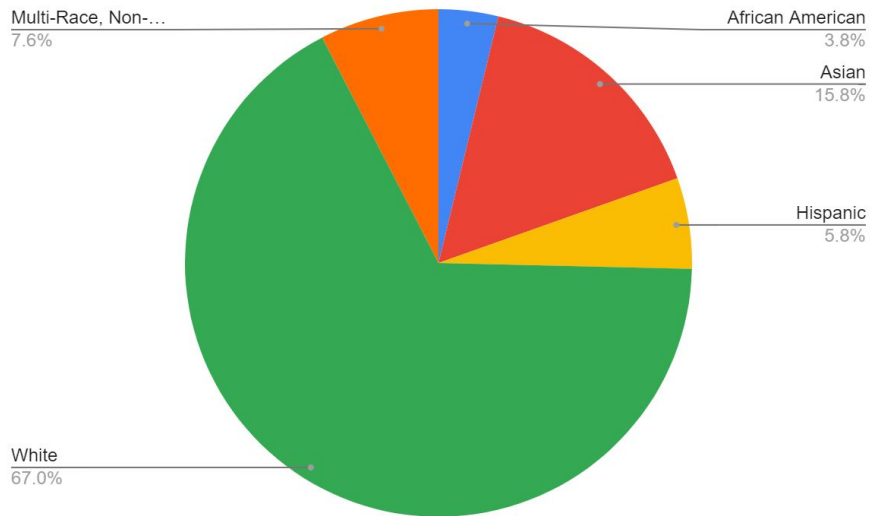
Why Panorama

- District Goals
 - Equity Strategic Plan “By 2025, Panorama survey data will reflect student experiences that tell a story of belonging...”
- Surveys administered
 - Staff - Fall 2020, 2021, 2022
 - Students - Spring 2022, 2023
 - Families - Winter 2023

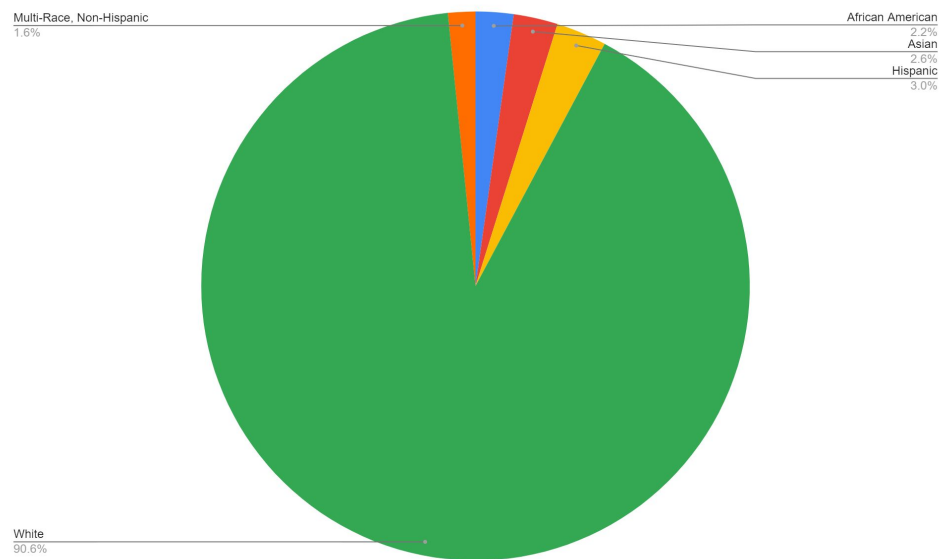


WPS Staff-Student Race/Ethnicity

WPS Students 2021-22






WPS Staff* 2021-22



*DESE does not collect data on food services or custodial staff

Panorama Survey Topics

Who Responded to Which Survey Topics?

Who we surveyed	Families 	Students <i>Grades 6-12</i> 	Staff <i>Instructional & Non-instructional Staff</i> 
What we asked	<ul style="list-style-type: none">● Family survey topics<ul style="list-style-type: none">○ Barriers to Engagement○ School Fit○ School Safety○ Family Engagement	<ul style="list-style-type: none">● Student survey topics<ul style="list-style-type: none">○ Sense of Belonging○ School Engagement○ School Expectations	<ul style="list-style-type: none">● Staff survey topics<ul style="list-style-type: none">○ Sense of Belonging○ Educating All Students○ Cultural awareness and action (adult and student focus)○ Faculty Growth Mindset○ Professional Learning about Equity

Voices We Heard in the Survey (2022-23)



426
Caregivers
(5.4%)



1,769
Students
(76.6%)



496
Staff
(57%*)



Family Survey Topics

- **Barriers to engagement** - factors that create challenges for families to interact with or become involved with their child's school
- **School safety** - perceptions of student physical and psychological safety at school
- **School fit** - families' perceptions of how well a school matches their child's developmental needs
- **Family engagement** - the degree to which families engage with their child's school



Educator & Staff Experience Survey Topics

- **Belonging** - how much staff feel that they are valued members of the school community
- **Educating all students** - faculty perceptions of their readiness to address issues of diversity
- **Cultural awareness and action (adult focus)** - how well a school supports faculty and staff in learning about, discussing, and confronting issues of race, ethnicity, and culture
- **Cultural awareness and action (student focus)** - how well a school supports students in learning about, discussing, and confronting issues of race, ethnicity, and culture
- **Faculty growth mindset** - perceptions of whether teaching can improve over time
- **Professional learning about equity** - perceptions of the quantity and quality of equity-focused professional learning opportunities available to faculty and staff



Student Survey Topics

- **School expectations** - how much students feel that their teachers hold them to high expectations around effort, understanding, persistence, and performance in class
- **School belonging** - how much students feel that they are valued members of the school community
- **School engagement** - how attentive and invested students are in school



Sense of Belonging

Sense of belonging

How much people feel that they are valued members of the community



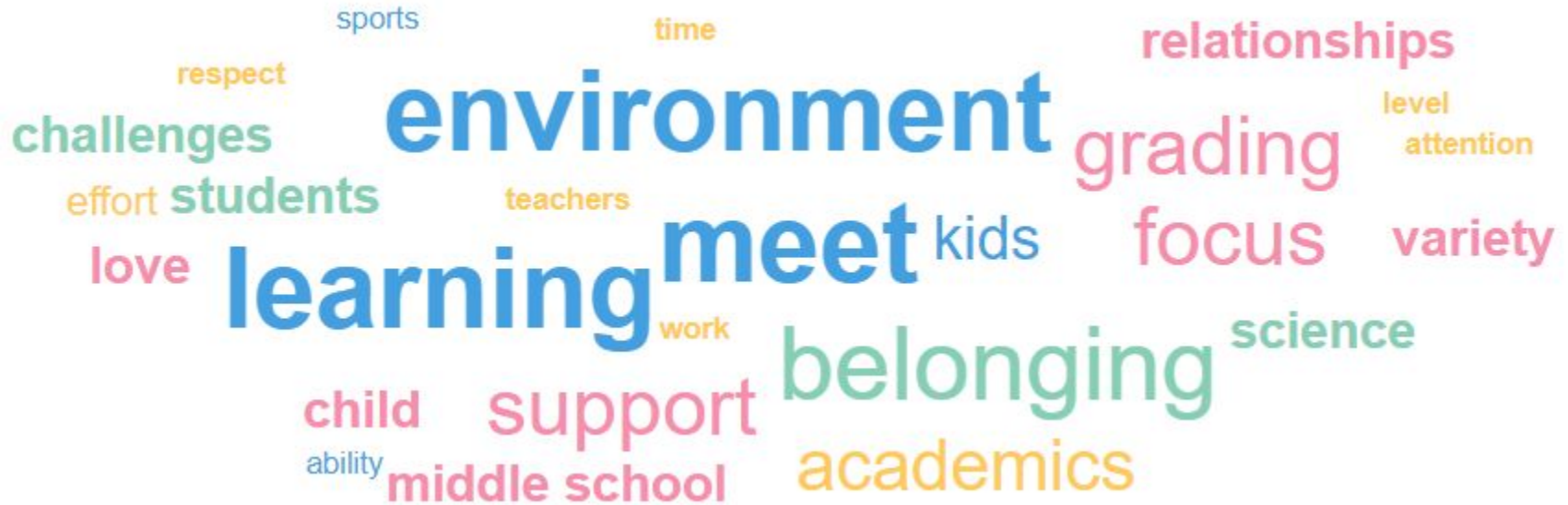
Sense of belonging survey responses (2022-23)

- **64%** of respondents to the **educator survey** feel that they belong at their school completely or belong quite a bit
- **65%** of respondents to the **family survey** answered favorably (their students feel tremendous belonging or quite a bit of belonging)
 - Highest rates of belonging were grades K-5
- **62%** of **WMS** respondents answered favorably (completely belong or belong quite a bit)
- **56%** of **WHS** respondents answered favorably



Family Survey Selected Responses

Family Survey: What is the most important thing for a school to do to ensure that all children are successful in school?



Family Survey: “How big of a problem is the following issue for becoming involved with your child’s current school: You feel unsure about how to communicate with the school?”

78% of respondents **answered this question favorably**, they did not find this to be a problem, or only a small problem to becoming involved with the school



Family Survey Open Response: “What recommendations would you make to the school for how to improve communications with parents?”

- Lack of parent community/difficulty engaging with other families
- School’s reliance on social media
- Identify or create a single platform for communication



Family Survey: “How big of a problem is the following issue for becoming involved with your child’s current school: You do not feel a sense of belonging within your child’s school community?”

79% of respondents **answered this question favorably** (not at all a problem or a small problem)



Student Survey Selected Responses

Student Survey: “How connected do you feel to the adults in your school?”

27% of **WMS** respondents answered favorably and **24%** of **WHS** respondents answer favorably (extremely connected or quite connected)



Student Survey: “How excited are you about going to your classes?”

18% of **WMS** students and **14%** of **WHS** students indicate they are extremely excited or quite excited to go to class



Belongingness Steps

22-23 Belongingness Steps

- Middle School
 - Grade-level assemblies with follow-up advisory lessons
- Home visits training
- Elevating student voice
 - DEI Student Advisory Council
- Districtwide staff gatherings
- School Mental Health Leadership Institute (SMHLI)
 - Goals: identify a universal screener, establish an SEL curriculum, MTSS



Future Belongingness Steps

- Communications/engagement work
- Strategic plan
- Professional development for administrators
- Relationship mapping
 - Staff-student
 - Staff-staff
- Advisory at WHS and WMS

