



Wellesley Public Schools

Grades 6-12
Spring 2022



Report created by
Panorama Education



Summary

Topic Description	Results	Benchmark
<p>School Belonging</p> <p>How much students feel that they are valued members of the school community.</p>	<p>43%</p>	<p>0th - 19th percentile compared to others nationally</p>
<p>School Engagement</p> <p>How attentive and invested students are in school.</p>	<p>20%</p>	<p>0th - 19th percentile compared to others nationally</p>
<p>School Rigorous Expectations</p> <p>How much students feel that their teachers hold them to high expectations around effort, understanding, persistence, and performance in class.</p>	<p>60%</p>	<p>0th - 19th percentile compared to others nationally</p>

1,830 responses



School Belonging

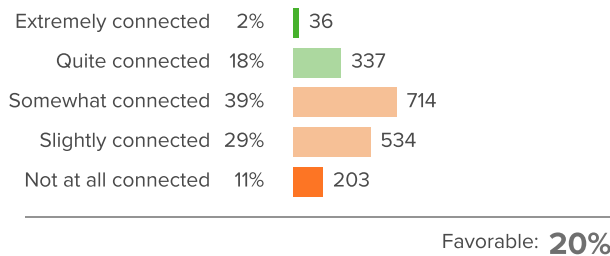
Your average

43%

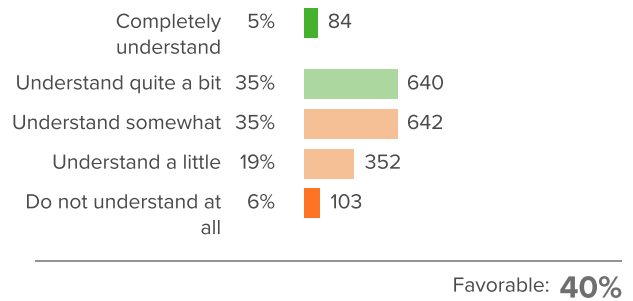
1,830 responses

How did people respond?

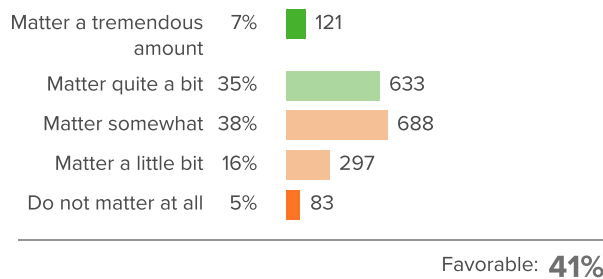
Q.1: How connected do you feel to the adults at your school?



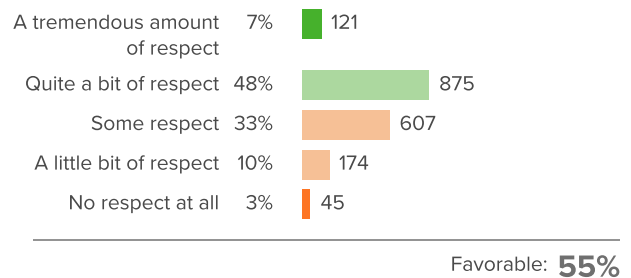
Q.2: How well do people at your school understand you as a person?



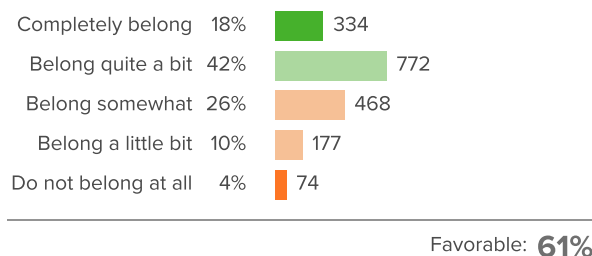
Q.3: How much do you matter to others at this school?



Q.4: How much respect do students in your school show you?



Q.5: Overall, how much do you feel like you belong at your school?





School Engagement

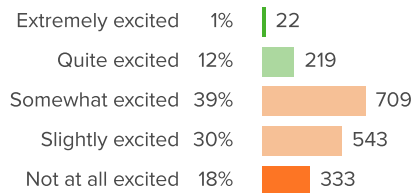
Your average

20%

1,830 responses

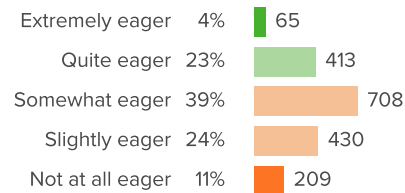
How did people respond?

Q.1: How excited are you about going to your classes?



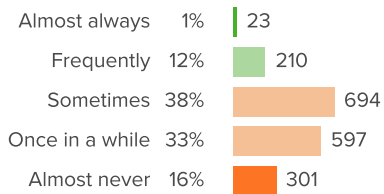
Favorable: **13%**

Q.2: In your classes, how eager are you to participate?



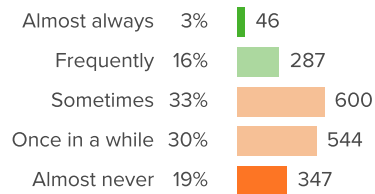
Favorable: **26%**

Q.3: How often do you get so focused on activities in your classes that you lose track of time?



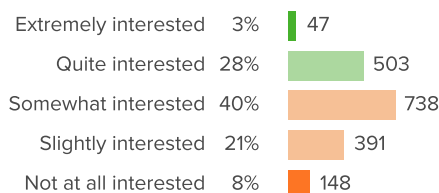
Favorable: **13%**

Q.4: When you are not in school, how often do you talk about ideas from your classes?



Favorable: **18%**

Q.5: Overall, how interested are you in your classes?



Favorable: **30%**



School Rigorous Expectations

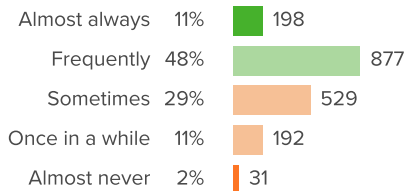
Your average

60%

1,830 responses

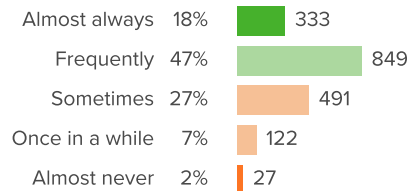
How did people respond?

Q.1: How often do your teachers take time to make sure you understand the material?



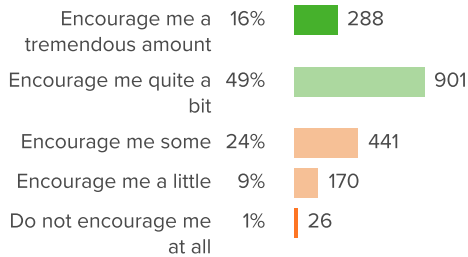
Favorable: **59%**

Q.2: How often do your teachers make you explain your answers?



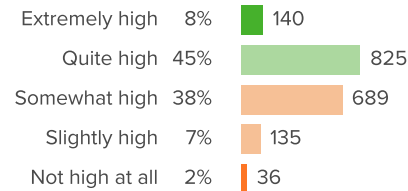
Favorable: **65%**

Q.3: How much do your teachers encourage you to do your best?



Favorable: **65%**

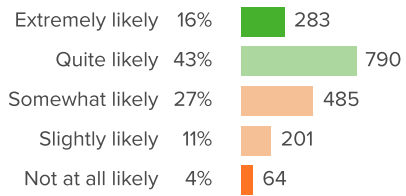
Q.4: Overall, how high are your teachers' expectations of you?



Favorable: **53%**



Q.5: When you feel like giving up on a difficult task, how likely is it that your teachers will make you keep trying?



Favorable: **59%**