



# Wellesley Public Schools




Grades 6-12  
Spring 2023 Student Survey



Report created by  
Panorama Education



# Summary

Topic Description	Results	Benchmark
<p><b>School Belonging</b></p> <p>How much students feel that they are valued members of the school community.</p>	<p><b>44%</b></p> <p>▲ 1 since last survey</p>	 <p>20th - 39th percentile compared to others nationally</p>
<p><b>School Engagement</b></p> <p>How attentive and invested students are in school.</p>	<p><b>22%</b></p> <p>▲ 2 since last survey</p>	 <p>0th - 19th percentile compared to others nationally</p>
<p><b>School Rigorous Expectations</b></p> <p>How much students feel that their teachers hold them to high expectations around effort, understanding, persistence, and performance in class.</p>	<p><b>60%</b></p> <p>0 since last survey</p>	 <p>0th - 19th percentile compared to others nationally</p>

1,769 responses



# School Belonging

Your average

# 44%

1,769 responses

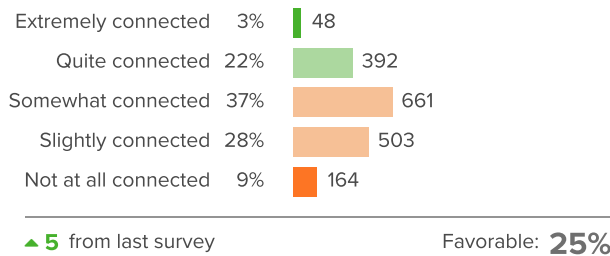
Change

# ▲ 1

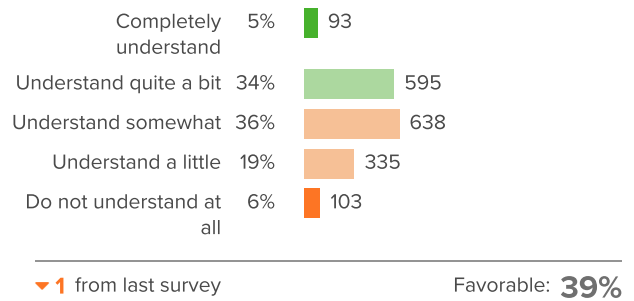
since last survey

## How did people respond?

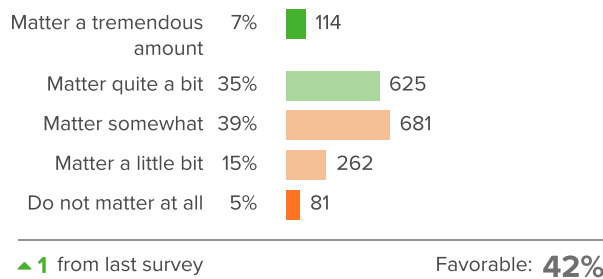
### Q.1: How connected do you feel to the adults at your school?



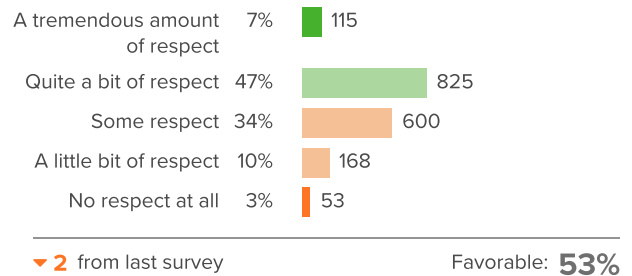
### Q.2: How well do people at your school understand you as a person?



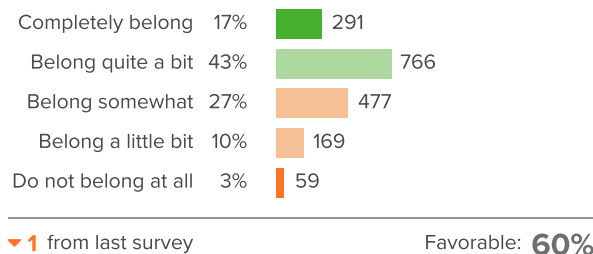
### Q.3: How much do you matter to others at this school?



### Q.4: How much respect do students in your school show you?



### Q.5: Overall, how much do you feel like you belong at your school?





# School Engagement

Your average

# 22%

1,769 responses

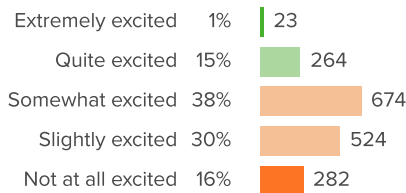
Change

# ▲ 2

since last survey

## How did people respond?

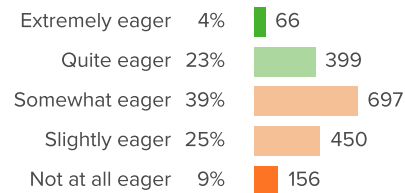
### Q.1: How excited are you about going to your classes?



▲ 3 from last survey

Favorable: **16%**

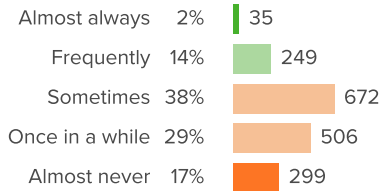
### Q.2: In your classes, how eager are you to participate?



▲ 0 from last survey

Favorable: **26%**

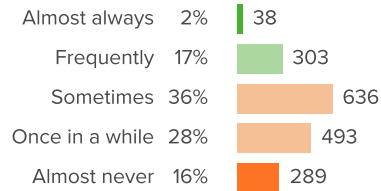
### Q.3: How often do you get so focused on activities in your classes that you lose track of time?



▲ 3 from last survey

Favorable: **16%**

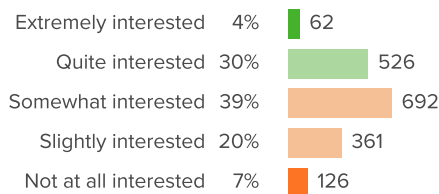
### Q.4: When you are not in school, how often do you talk about ideas from your classes?



▲ 1 from last survey

Favorable: **19%**

### Q.5: Overall, how interested are you in your classes?



▲ 3 from last survey

Favorable: **33%**



# School Rigorous Expectations

Your average

**60%**

1,769 responses

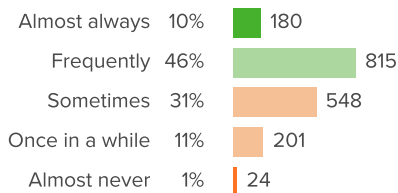
Change

**0**

since last survey

## How did people respond?

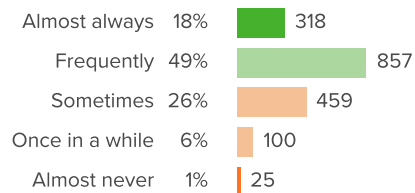
### Q.1: How often do your teachers take time to make sure you understand the material?



▼ 3 from last survey

Favorable: **56%**

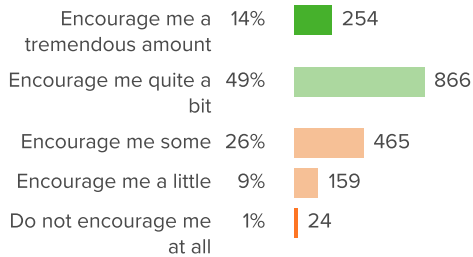
### Q.2: How often do your teachers make you explain your answers?



▲ 2 from last survey

Favorable: **67%**

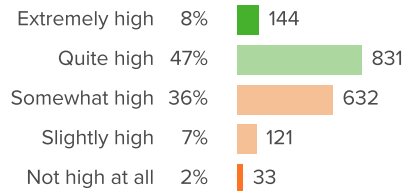
### Q.3: How much do your teachers encourage you to do your best?



▼ 2 from last survey

Favorable: **63%**

### Q.4: Overall, how high are your teachers' expectations of you?

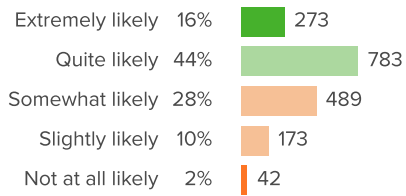


▲ 2 from last survey

Favorable: **55%**



**Q.5: When you feel like giving up on a difficult task, how likely is it that your teachers will make you keep trying?**



▲ 1 from last survey

Favorable: **60%**