



Wellesley Public Schools




Grades 6-12
Spring 2024 Student Survey



Report created by
Panorama Education



Summary

Topic Description	Results	Benchmark
<p>School Belonging</p> <p>How much students feel that they are valued members of the school community.</p>	<p>45%</p> <p>▲ 1 since last survey</p>	 <p>20th - 39th percentile compared to others nationally</p>
<p>School Engagement</p> <p>How attentive and invested students are in school.</p>	<p>21%</p> <p>▼ 1 since last survey</p>	 <p>0th - 19th percentile compared to others nationally</p>
<p>School Rigorous Expectations</p> <p>How much students feel that their teachers hold them to high expectations around effort, understanding, persistence, and performance in class.</p>	<p>61%</p> <p>▲ 1 since last survey</p>	 <p>0th - 19th percentile compared to others nationally</p>

1,604 responses



School Belonging

Your average

45%

1,604 responses

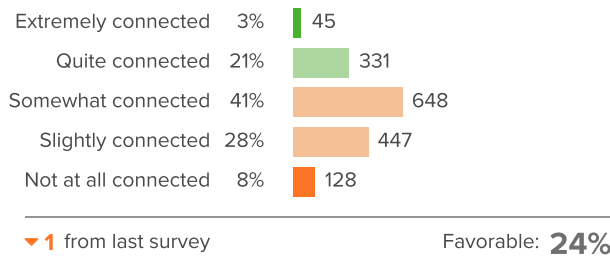
Change

▲ 1

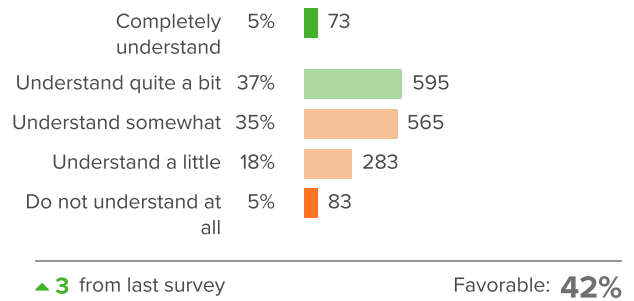
since last survey

How did people respond?

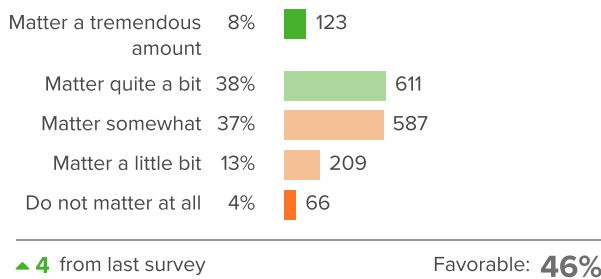
Q.1: How connected do you feel to the adults at your school?



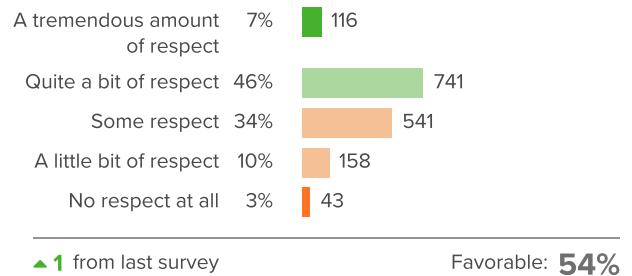
Q.2: How well do people at your school understand you as a person?



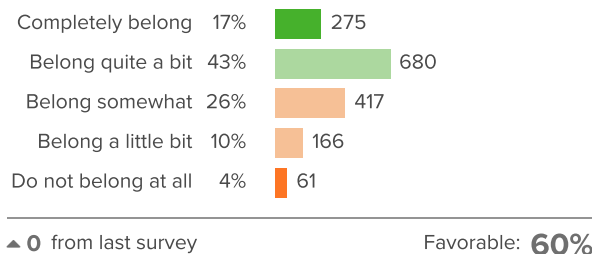
Q.3: How much do you matter to others at this school?



Q.4: How much respect do students in your school show you?



Q.5: Overall, how much do you feel like you belong at your school?





School Engagement

Your average

21%

1,604 responses

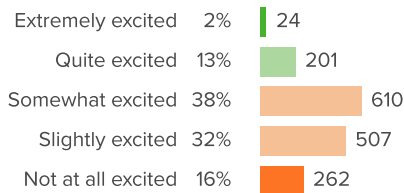
Change

▼ 1

since last survey

How did people respond?

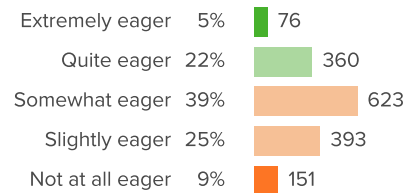
Q.1: How excited are you about going to your classes?



▼ 2 from last survey

Favorable: **14%**

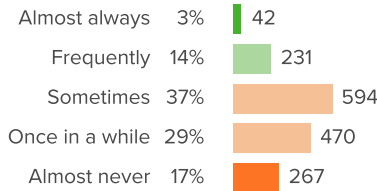
Q.2: In your classes, how eager are you to participate?



▲ 1 from last survey

Favorable: **27%**

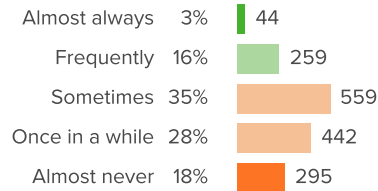
Q.3: How often do you get so focused on activities in your classes that you lose track of time?



▲ 1 from last survey

Favorable: **17%**

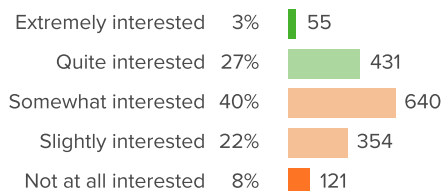
Q.4: When you are not in school, how often do you talk about ideas from your classes?



▲ 0 from last survey

Favorable: **19%**

Q.5: Overall, how interested are you in your classes?



▼ 3 from last survey

Favorable: **30%**



School Rigorous Expectations

Your average

61%

1,604 responses

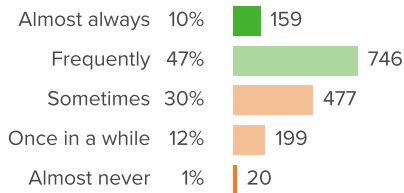
Change

▲ 1

since last survey

How did people respond?

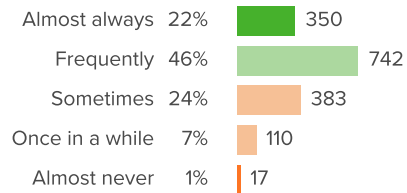
Q.1: How often do your teachers take time to make sure you understand the material?



▲ 1 from last survey

Favorable: **57%**

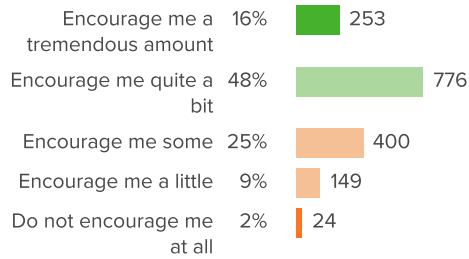
Q.2: How often do your teachers make you explain your answers?



▲ 1 from last survey

Favorable: **68%**

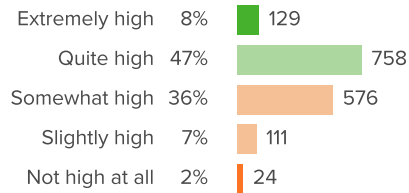
Q.3: How much do your teachers encourage you to do your best?



▲ 1 from last survey

Favorable: **64%**

Q.4: Overall, how high are your teachers' expectations of you?

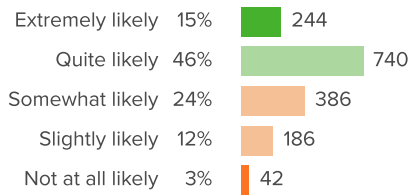


▲ 1 from last survey

Favorable: **56%**



Q.5: When you feel like giving up on a difficult task, how likely is it that your teachers will make you keep trying?



▲ 2 from last survey

Favorable: **62%**